

0. SCIAMACHY Daily Report for level 0 products

[0.1 General Info](#)

[0.2 Product Quality Indicators](#)

[0.3 State monitoring](#)

[0.4 ADF monitoring](#)

0.1 General Info

This report contains a daily analysis on parameters extracted from SCIAMACHY level 0 data (The SCI_NL__0P product).

0.1.1 Report summary

The table below shows general characteristics of the data that are included into this report.

Item	Value
Report version	vdraft_20050403
Time of report generation	08FEB2006 17:22:37
Data source version	PFHS/5.35-N
Processing scope for products	11JAN2006 00:00:00 to 12JAN2006 00:00:00
Start time of first product within scope	11JAN2006 06:31:08
Stop time of last product within scope	12JAN2006 01:25:36
Total number of level 0 products	12
Number of level 0 products with errors	12

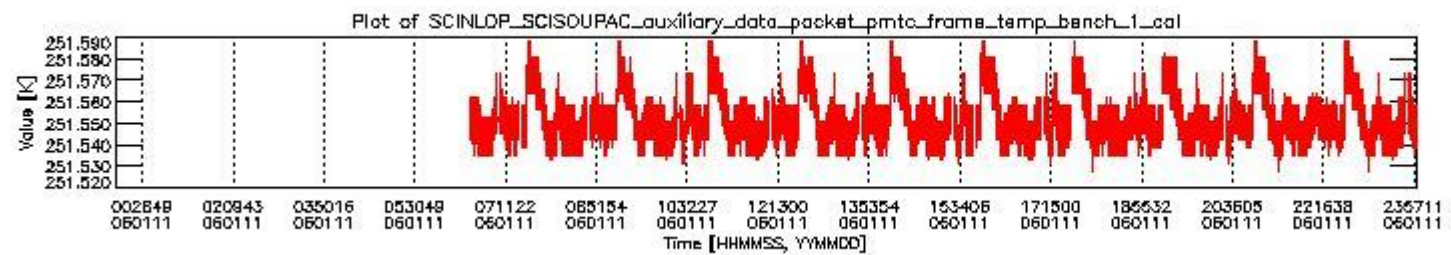
0.1.2 Summary per product

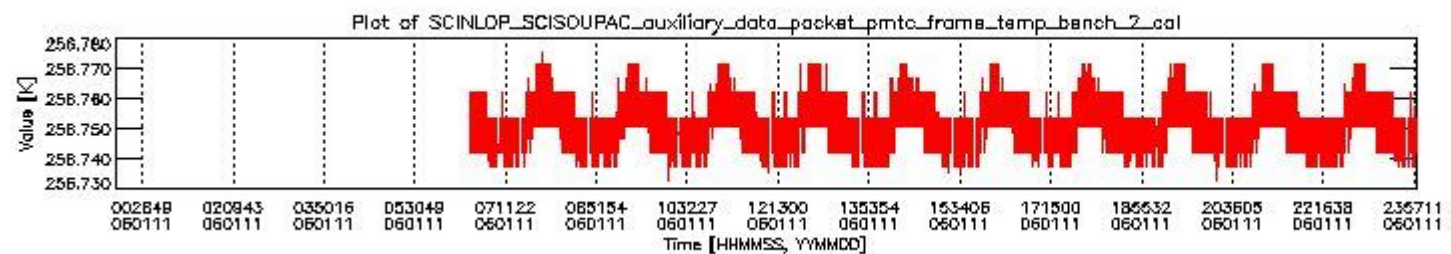
The following table shows a summary for each product used in this report.

#	Product name	Start time	Stop time	Prod err	ISP err sign	ISP miss sign	ISP disc sign	rs sign
0	SCI_NL__OPNPKD20060111_063108_000041132044_00120_20214_0009.N1	11JAN2006 06:31:08	11JAN2006 07:39:41	1	0	1	0	0
1	SCI_NL__OPNPKD20060111_073833_000061042044_00121_20215_0010.N1	11JAN2006 07:38:33	11JAN2006 09:20:17	1	0	1	0	0
2	SCI_NL__OPNPKD20060111_091908_000061042044_00122_20216_0011.N1	11JAN2006 09:19:08	11JAN2006 11:00:52	1	0	1	0	0
3	SCI_NL__OPNPKD20060111_105944_000060352044_00123_20217_0012.N1	11JAN2006 10:59:44	11JAN2006 12:40:19	1	0	1	0	0
4	SCI_NL__OPNPKD20060111_123924_000059792044_00124_20218_0013.N1	11JAN2006 12:39:24	11JAN2006 14:19:03	1	0	1	0	0
5	SCI_NL__OPNPKD20060111_141807_000058412044_00125_20219_0014.N1	11JAN2006 14:18:07	11JAN2006 15:55:29	1	0	1	0	0
6	SCI_NL__OPNPKD20060111_155529_000058112044_00126_20220_0016.N1	11JAN2006 15:55:29	11JAN2006 17:32:21	1	0	1	0	0
7	SCI_NL__OPNPKD20060111_173221_000060352044_00127_20221_0018.N1	11JAN2006 17:32:21	11JAN2006 19:12:56	1	0	1	0	0
8	SCI_NL__OPNPKD20060111_191256_000058072044_00128_20222_0019.N1	11JAN2006 19:12:56	11JAN2006 20:49:44	1	0	1	0	0
9	SCI_NL__OPNPDE20060111_205332_000042542044_00129_20223_0000.N1	11JAN2006 20:53:32	11JAN2006 22:04:27	1	0	1	0	0
10	SCI_NL__OPNPDE20060111_220318_000061712044_00129_20223_0001.N1	11JAN2006 22:03:18	11JAN2006 23:46:10	1	0	1	0	0
11	SCI_NL__OPNPDE20060111_234610_000059652044_00130_20224_0002.N1	11JAN2006 23:46:10	12JAN2006 01:25:36	1	0	1	0	0

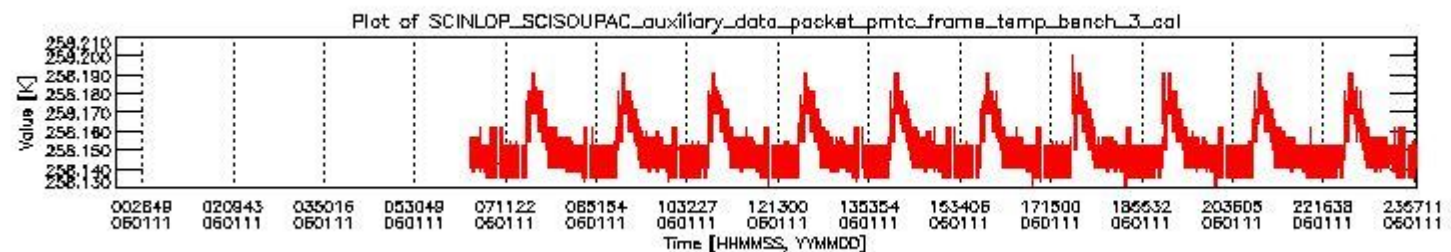
0.2 Product Quality Indicators

This section shows information about product quality, currently temperatures.

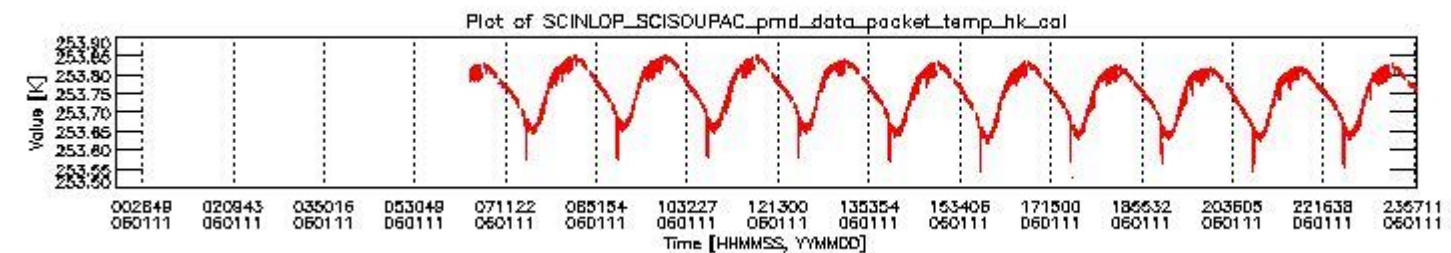




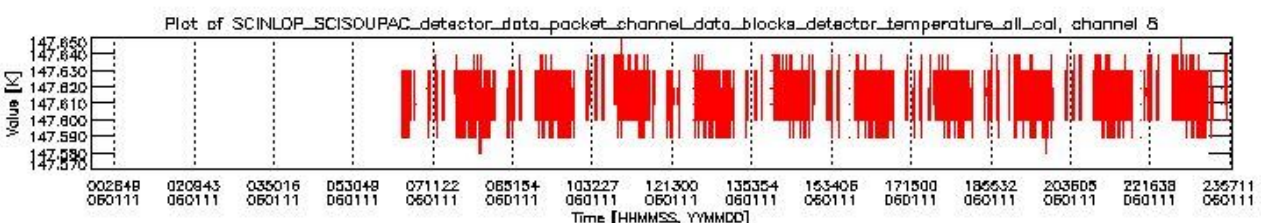
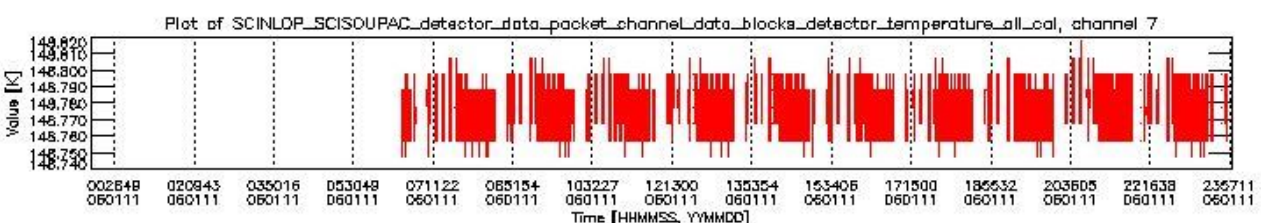
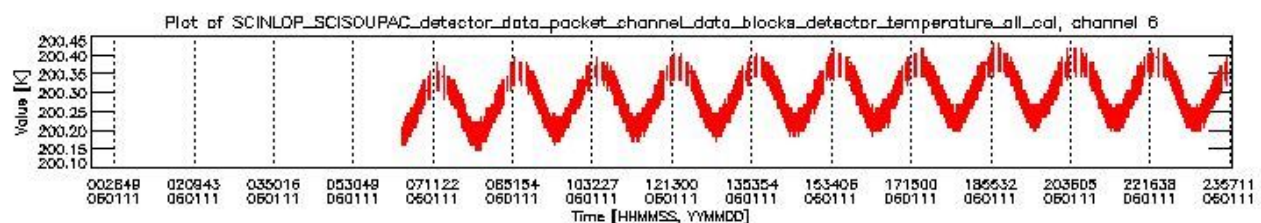
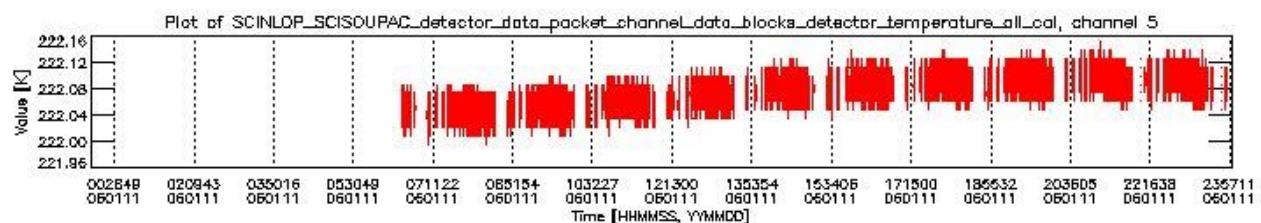
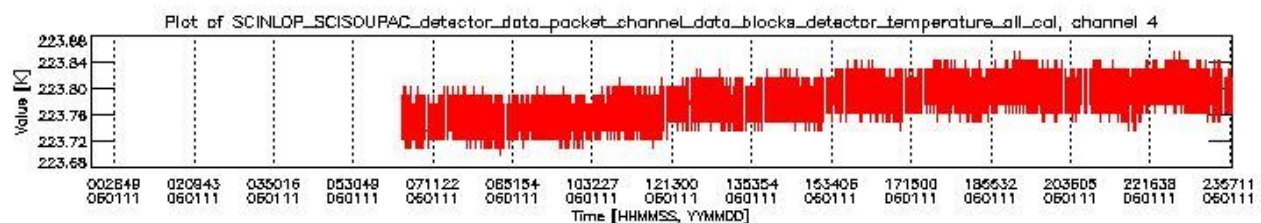
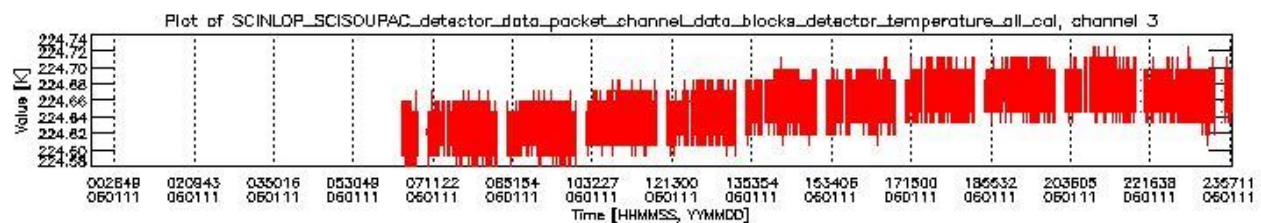
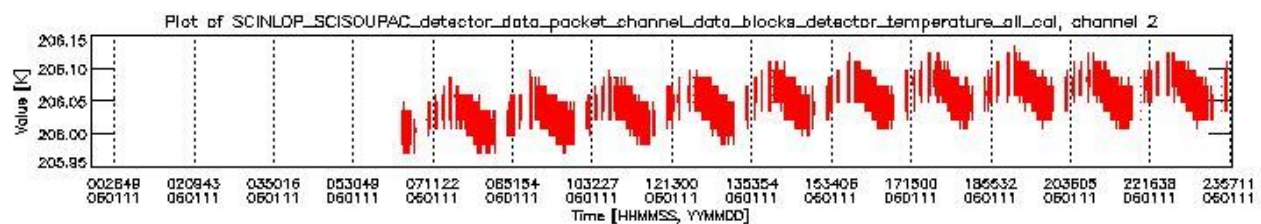
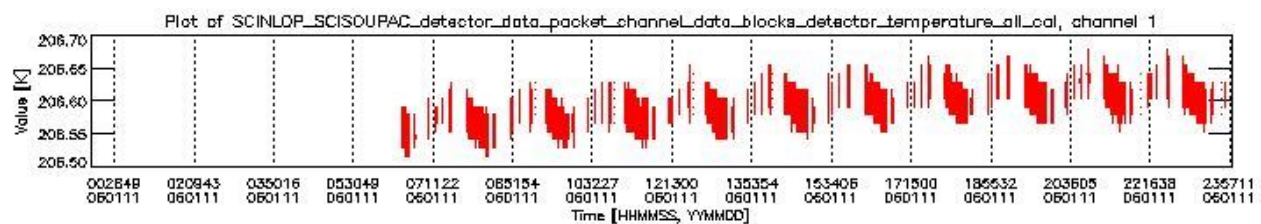
sciamachy_daily_report_level0_PFHS_5_35_N_20060111_1.PNG



sciamachy_daily_report_level0_PFHS_5_35_N_20060111_2.PNG



sciamachy_daily_report_level0_PFHS_5_35_N_20060111_3.PNG



0.3 State monitoring

No instrument tracking information available.

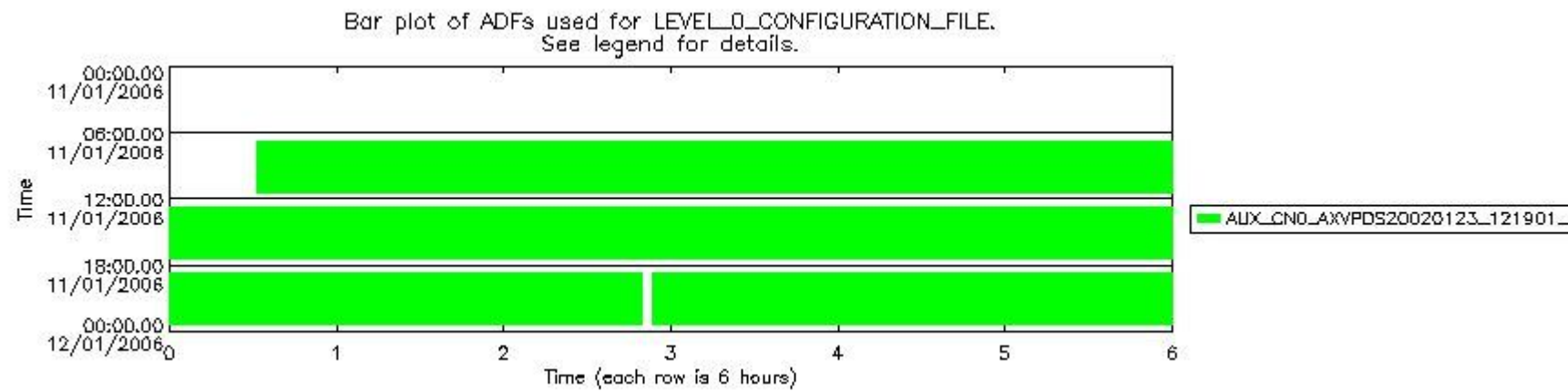
0.4 ADF monitoring

This section shows the (variation in) ADFs used for each of the products. It consists of:

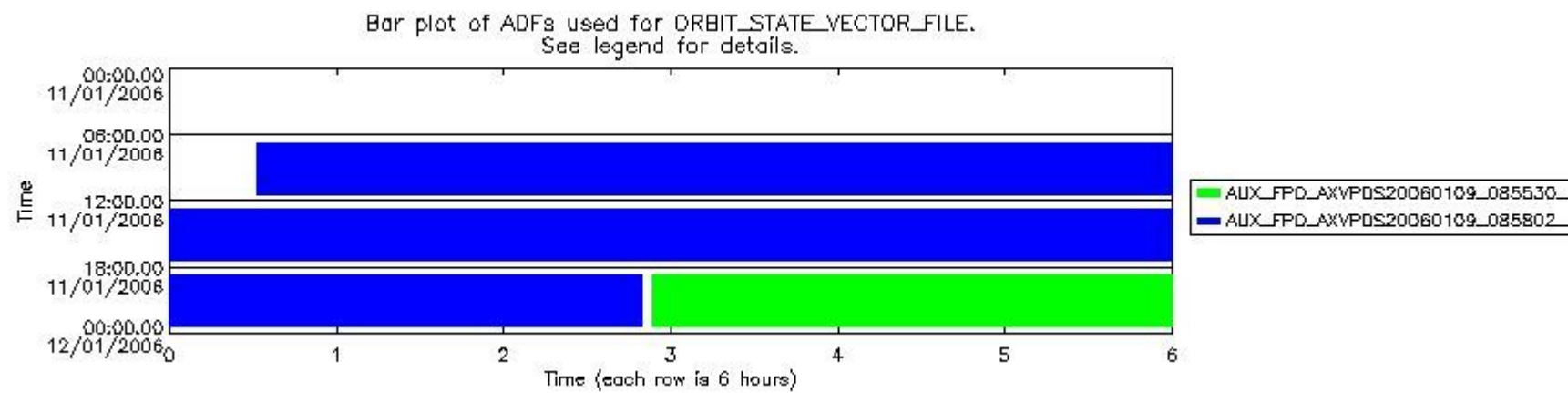
- A table showing which ADFs were used for processing (red values indicate that multiple ADFs of the same type were used)
- Various time line plots, one for each ADF, which show when which ADF was used.

If multiple ADFs of a single type were used, these are marked **red** in the table.

Number	ADF
	CNO (LEVEL_0_CONFIGURATION_FILE)
0	AUX_CNO_AXVPDS20020123_121901_20020101_000000_20200101_000000
	FPO (ORBIT_STATE_VECTOR_FILE)
1	AUX_FPO_AXVPDS20060109_085530_20060105_184402_20060115_201014
2	AUX_FPO_AXVPDS20060109_085802_20060105_184402_20060115_201014



sciamachy_daily_report_level0_PFHS_5_35_N_20060111_5.PNG



sciamachy_daily_report_level0_PFHS_5_35_N_20060111_6.PNG

