

0. SCIAMACHY Daily Report for level 0 products

0.1 General Info

0.2 Product Quality Indicators

0.3 State monitoring

0.4 ADF monitoring

0.1 General Info

This report contains a daily analysis on parameters extracted from SCIAMACHY level 0 data (The SCI_NL__0P product).

0.1.1 Report summary

The table below shows general characteristics of the data that are included into this report.

Item	Value
Report version	vdraft_20050403
Time of report generation	02DEC2005 01:43:05
Data source version	PFHS/5.34-N
Processing scope for products	29NOV2005 00:00:00 to 30NOV2005 00:00:00
Start time of first product within scope	28NOV2005 23:25:06
Stop time of last product within scope	30NOV2005 00:35:29
Total number of level 0 products	9
Number of level 0 products with errors	9

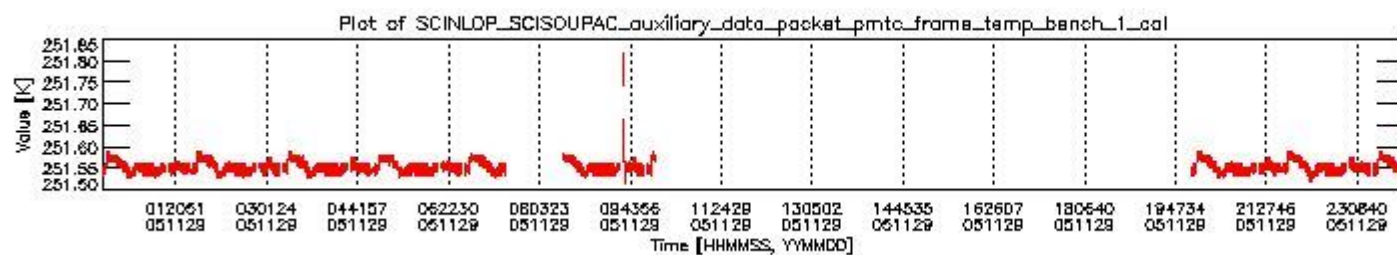
0.1.2 Summary per product

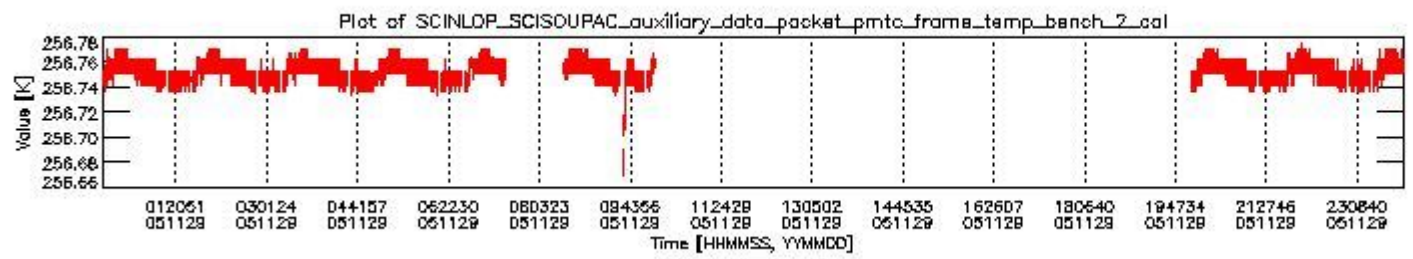
The following table shows a summary for each product used in this report.

#	Product name	Start time	Stop time	Prod err	ISP err sign	ISP miss sign	ISP disc sign	rs sign
0	SCI_NL__0PNPDE20051128_232506_000061172043_00001_19594_1138.N1	28NOV2005 23:25:06	29NOV2005 01:07:03	1	0	1	0	0
1	SCI_NL__0PNPDE20051129_011302_000039832043_00002_19595_1139.N1	29NOV2005 01:13:02	29NOV2005 02:19:26	1	0	1	0	0
2	SCI_NL__0PNPDE20051129_021830_000062292043_00003_19596_1140.N1	29NOV2005 02:18:30	29NOV2005 04:02:19	1	0	1	0	0
3	SCI_NL__0PNPDE20051129_040110_000060362043_00004_19597_1141.N1	29NOV2005 04:01:10	29NOV2005 05:41:46	1	0	1	0	0
4	SCI_NL__0PNPDE20051129_054146_000061602043_00005_19598_1142.N1	29NOV2005 05:41:46	29NOV2005 07:24:27	1	0	1	0	0
5	SCI_NL__0PNPDK20051129_082852_000060912043_00007_19600_1332.N1	29NOV2005 08:28:52	29NOV2005 10:10:24	1	0	1	0	0
6	SCI_NL__0PNPDE20051129_200510_000041672043_00014_19607_1145.N1	29NOV2005 20:05:10	29NOV2005 21:14:38	1	0	1	0	0
7	SCI_NL__0PNPDE20051129_211330_000060702043_00014_19607_1146.N1	29NOV2005 21:13:30	29NOV2005 22:54:40	1	0	1	0	0
8	SCI_NL__0PNPDE20051129_230052_000056762043_00015_19608_1147.N1	29NOV2005 23:00:52	30NOV2005 00:35:29	1	0	1	0	0

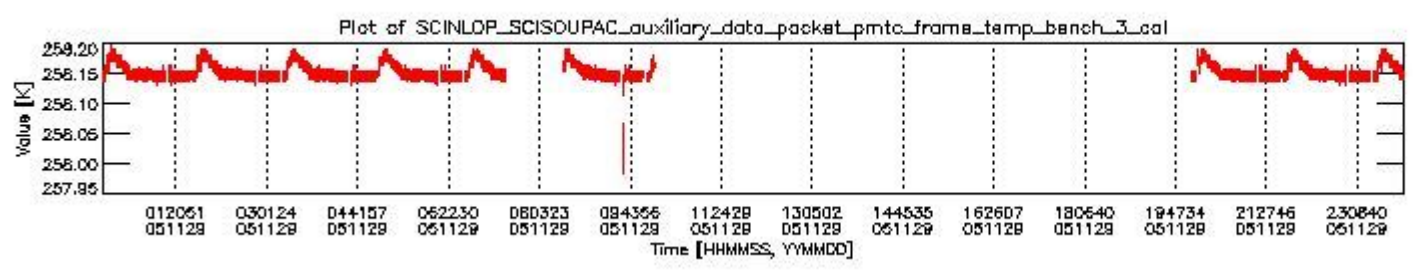
0.2 Product Quality Indicators

This section shows information about product quality, currently temperatures.

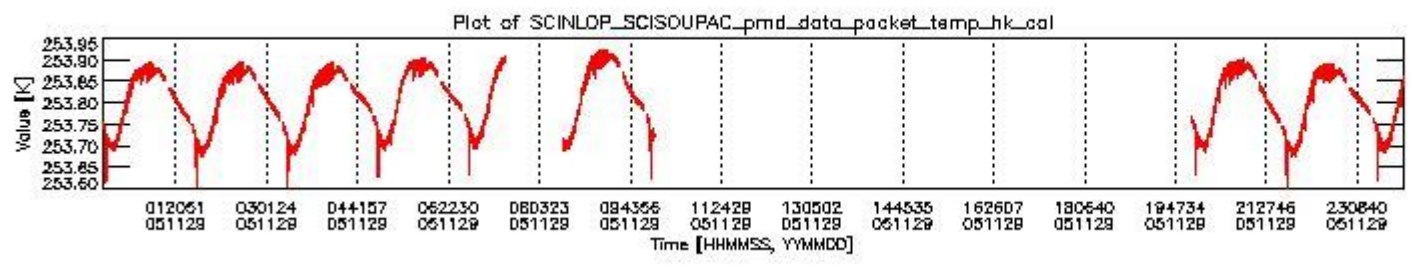




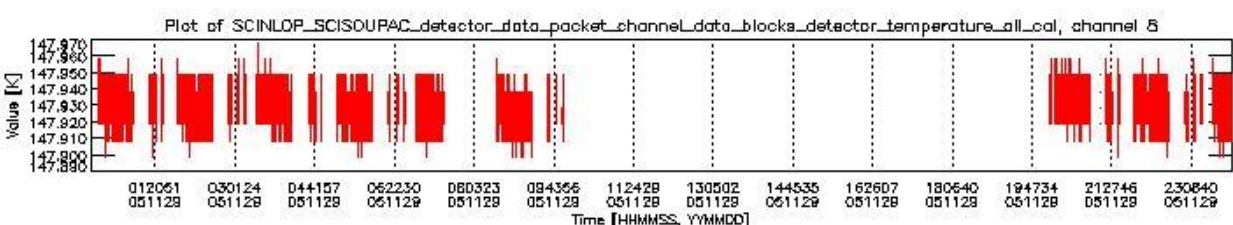
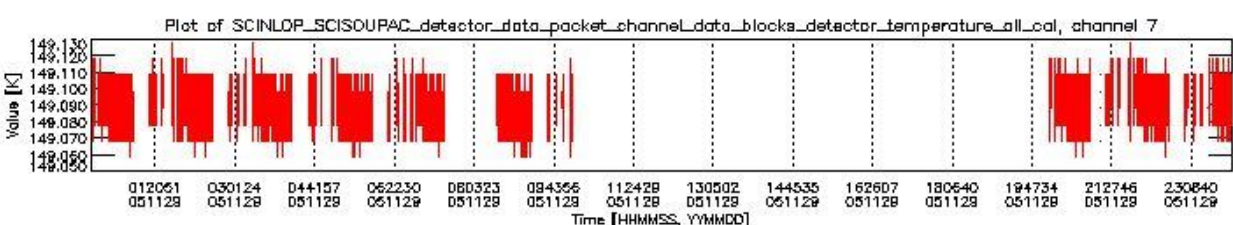
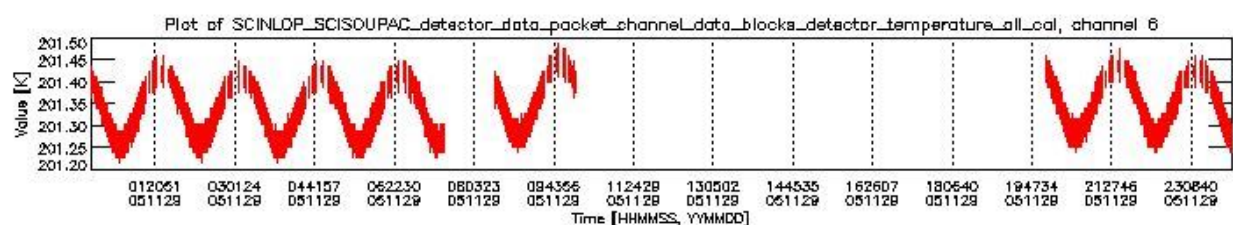
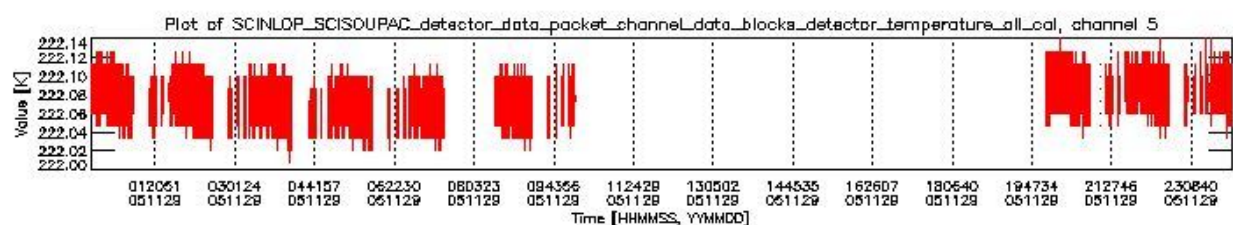
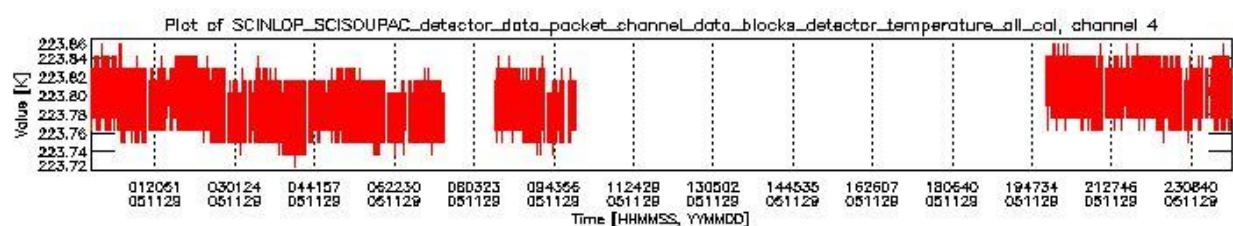
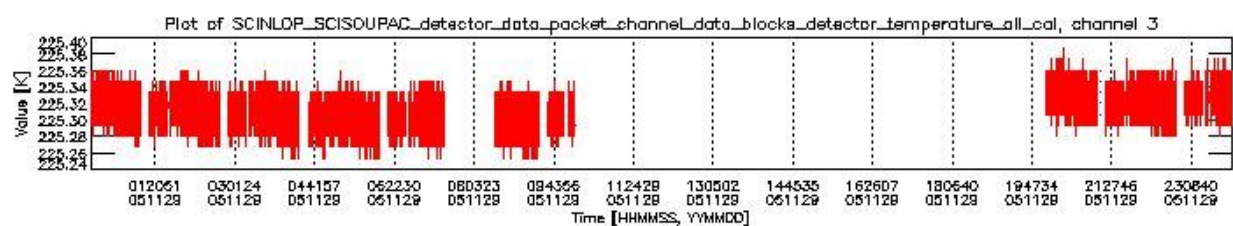
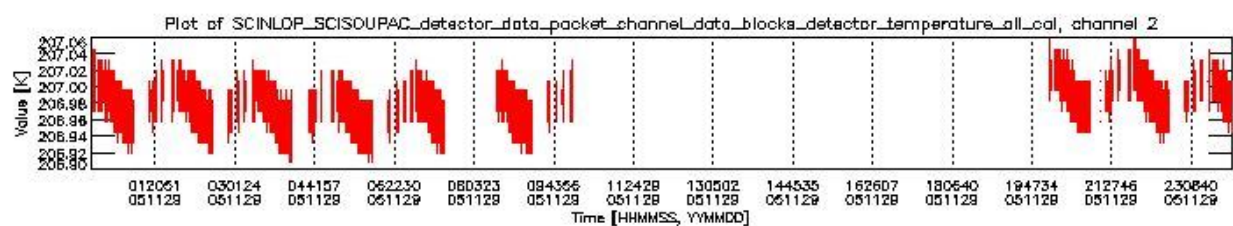
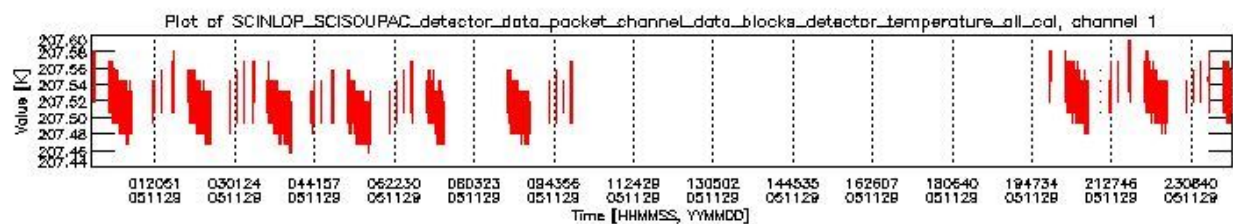
sciamachy_daily_report_level0_PFHS_5_34_N_20051129_1.PNG



sciamachy_daily_report_level0_PFHS_5_34_N_20051129_2.PNG



sciamachy_daily_report_level0_PFHS_5_34_N_20051129_3.PNG



0.3 State monitoring

No instrument tracking information available.

0.4 ADF monitoring

This section shows the (variation in) ADFs used for each of the products. It consists of:

- A table showing which ADFs were used for processing (red values indicate that multiple ADFs of the same type were used)
- Various time line plots, one for each ADF, which show when which ADF was used.

If multiple ADFs of a single type were used, these are marked **red** in the table.

Number	ADF
	CNO (LEVEL_0_CONFIGURATION_FILE)
0	AUX_CNO_AXVPDS20020123_121901_20020101_000000_20200101_000000
	FPO (ORBIT_STATE_VECTOR_FILE)
1	AUX_FPO_AXVPDS20051128_233252_20051128_183826_20051208_200438
2	DOR_NAV_DPNPDE20051128_221034_000041442043_00001_19594_0963.N1
3	DOR_NAV_DPNPDE20051128_232457_000057382043_00001_19594_0964.N1
4	DOR_NAV_DPNPDE20051129_021458_000060572043_00003_19596_0966.N1
5	DOR_NAV_DPNPDE20051129_040114_000054192043_00004_19597_0967.N1
6	DOR_NAV_DPNPDE20051129_195737_000041442043_00014_19607_0969.N1
7	DOR_NAV_DPNPDE20051129_211200_000057382043_00014_19607_0970.N1
8	DOR_NAV_DPNPDK20051129_072308_000035062043_00006_19599_1366.N1

