

# 0. SCIAMACHY Daily Report for level 0 products

## 0.1 General Info

### 0.2 Product Quality Indicators

### 0.3 State monitoring

### 0.4 ADF monitoring

## 0.1 General Info

This report contains a daily analysis on parameters extracted from SCIAMACHY level 0 data (The SCI\_NL\_\_0P product).

### 0.1.1 Report summary

The table below shows general characteristics of the data that are included into this report.

Item	Value
Report version	vdraft_20050403
Time of report generation	23NOV2005 01:49:55
Data source version	PFHS/5.34-N
Processing scope for products	19NOV2005 00:00:00 to 20NOV2005 00:00:00
Start time of first product within scope	18NOV2005 23:40:17
Stop time of last product within scope	19NOV2005 21:28:15
Total number of level 0 products	11
Number of level 0 products with errors	11

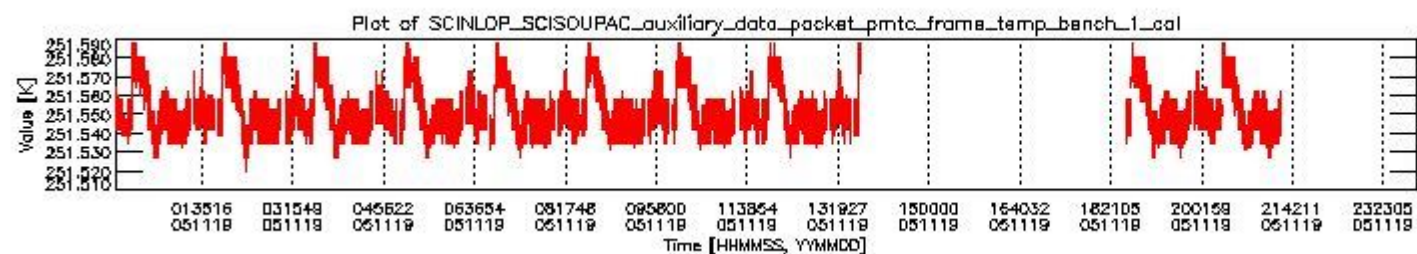
### 0.1.2 Summary per product

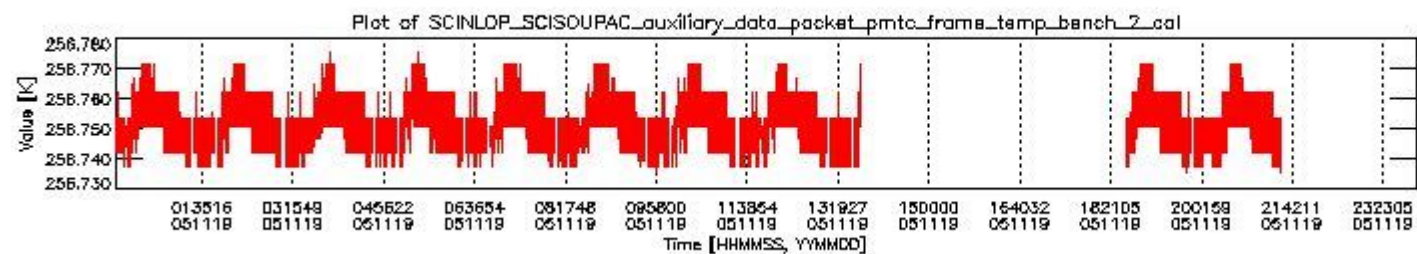
The following table shows a summary for each product used in this report.

#	Product name	Start time	Stop time	Prod err	ISP err sign	ISP miss sign	ISP disc sign	rs sign
0	SCI_NL__OPNPDE20051118_234017_000060232042_00359_19451_1050.N1	18NOV2005 23:40:17	19NOV2005 01:20:40	1	0	1	0	0
1	SCI_NL__OPNPDE20051119_012645_000040032042_00360_19452_1051.N1	19NOV2005 01:26:45	19NOV2005 02:33:28	1	0	1	0	0
2	SCI_NL__OPNPDE20051119_023328_000061472042_00361_19453_1052.N1	19NOV2005 02:33:28	19NOV2005 04:15:56	1	0	1	0	0
3	SCI_NL__OPNPDE20051119_041500_000061042042_00362_19454_1053.N1	19NOV2005 04:15:00	19NOV2005 05:56:45	1	0	1	0	0
4	SCI_NL__OPNPDK20051119_055645_000041572042_00363_19455_1216.N1	19NOV2005 05:56:45	19NOV2005 07:06:02	1	0	1	0	0
5	SCI_NL__OPNPDK20051119_070506_000060362042_00364_19456_1217.N1	19NOV2005 07:05:06	19NOV2005 08:45:42	1	0	1	0	0
6	SCI_NL__OPNPDK20051119_084446_000060232042_00365_19457_1218.N1	19NOV2005 08:44:46	19NOV2005 10:25:10	1	0	1	0	0
7	SCI_NL__OPNPDK20051119_102414_000061042042_00366_19458_1219.N1	19NOV2005 10:24:14	19NOV2005 12:05:59	1	0	1	0	0
8	SCI_NL__OPNPDK20051119_120354_000059802042_00367_19459_1220.N1	19NOV2005 12:03:54	19NOV2005 13:43:35	1	0	1	0	0
9	SCI_NL__OPNPDK20051119_183825_000057822042_00371_19463_1224.N1	19NOV2005 18:38:25	19NOV2005 20:14:47	1	0	1	0	0
10	SCI_NL__OPNPDE20051119_201403_000044522042_00372_19464_1057.N1	19NOV2005 20:14:03	19NOV2005 21:28:15	1	0	1	0	0

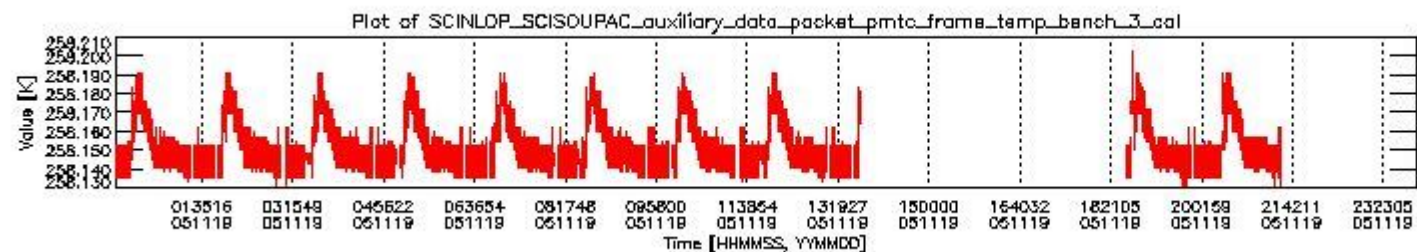
## 0.2 Product Quality Indicators

This section shows information about product quality, currently temperatures.

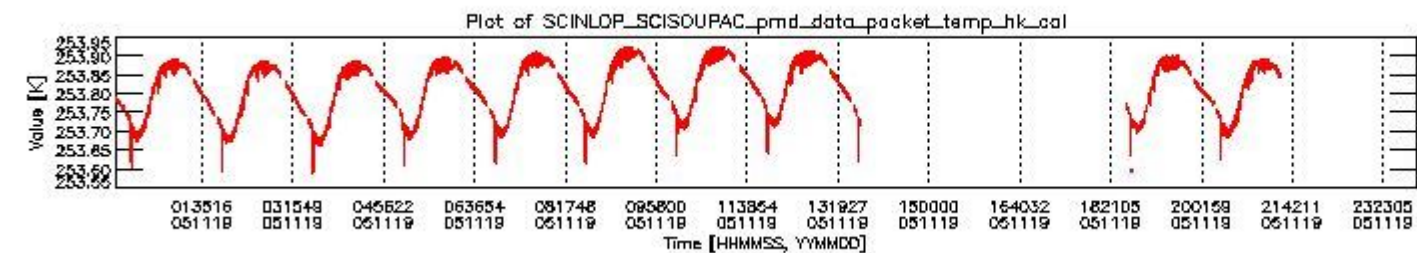




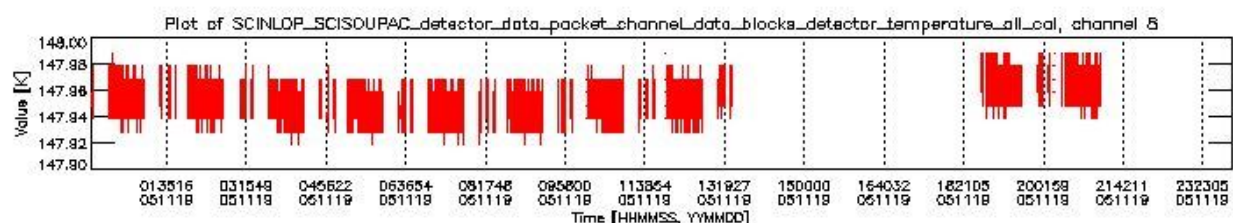
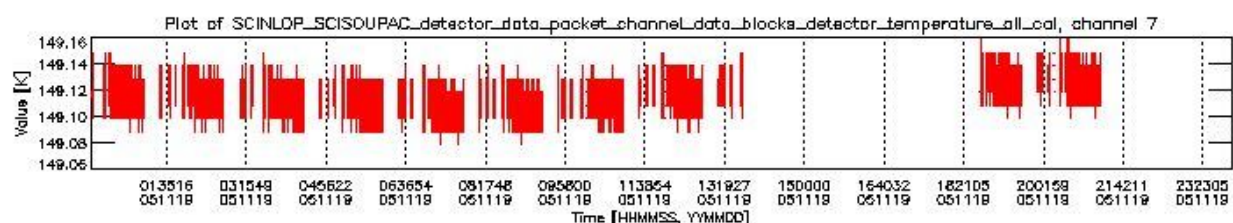
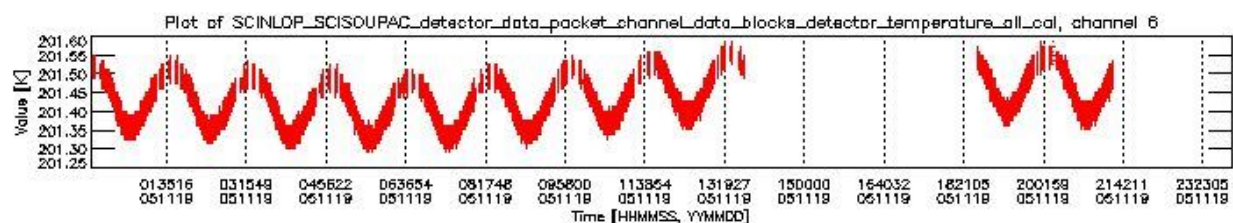
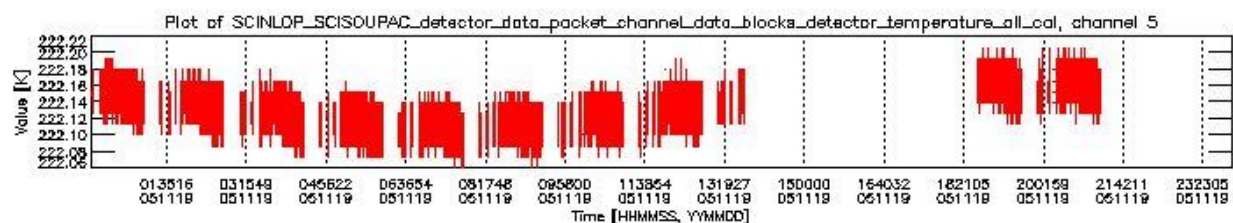
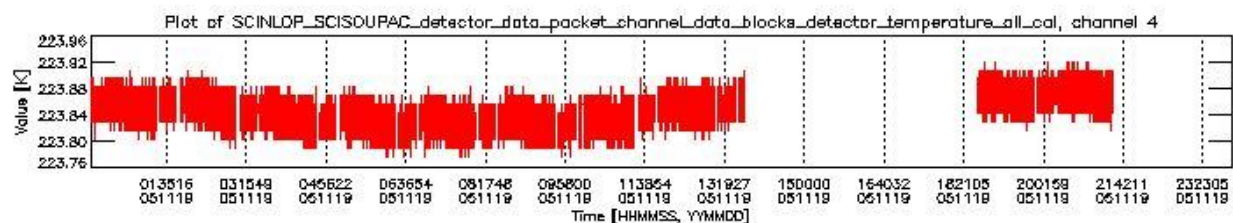
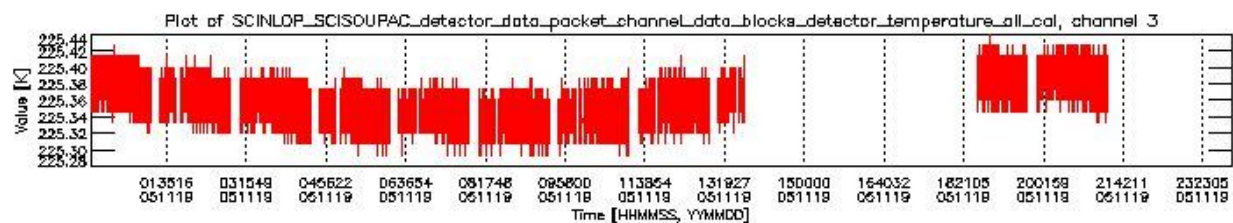
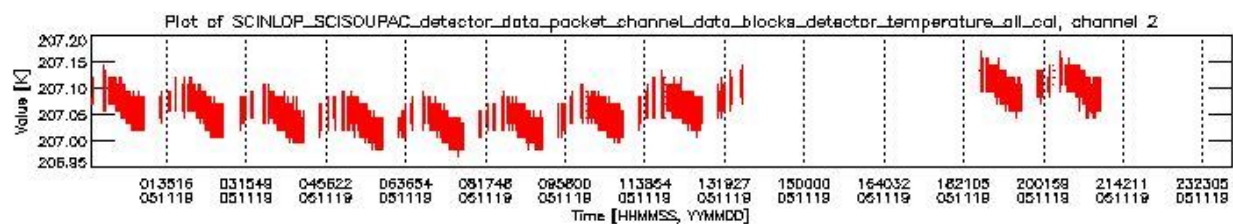
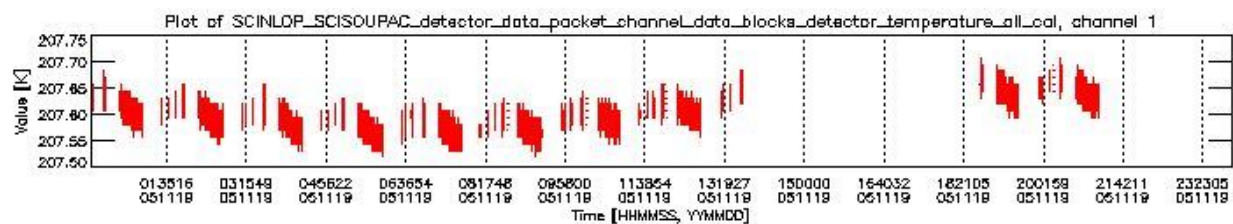
sciamachy\_daily\_report\_level0\_PFHS\_5\_34\_N\_20051119\_1.PNG



sciamachy\_daily\_report\_level0\_PFHS\_5\_34\_N\_20051119\_2.PNG



sciamachy\_daily\_report\_level0\_PFHS\_5\_34\_N\_20051119\_3.PNG





### 0.3 State monitoring

No instrument tracking information available.

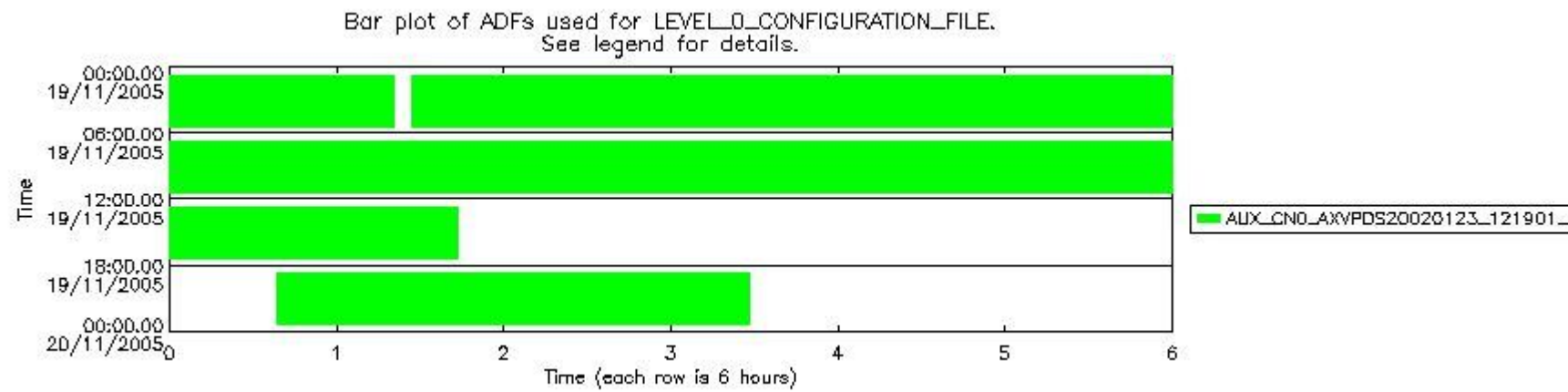
### 0.4 ADF monitoring

This section shows the (variation in) ADFs used for each of the products. It consists of:

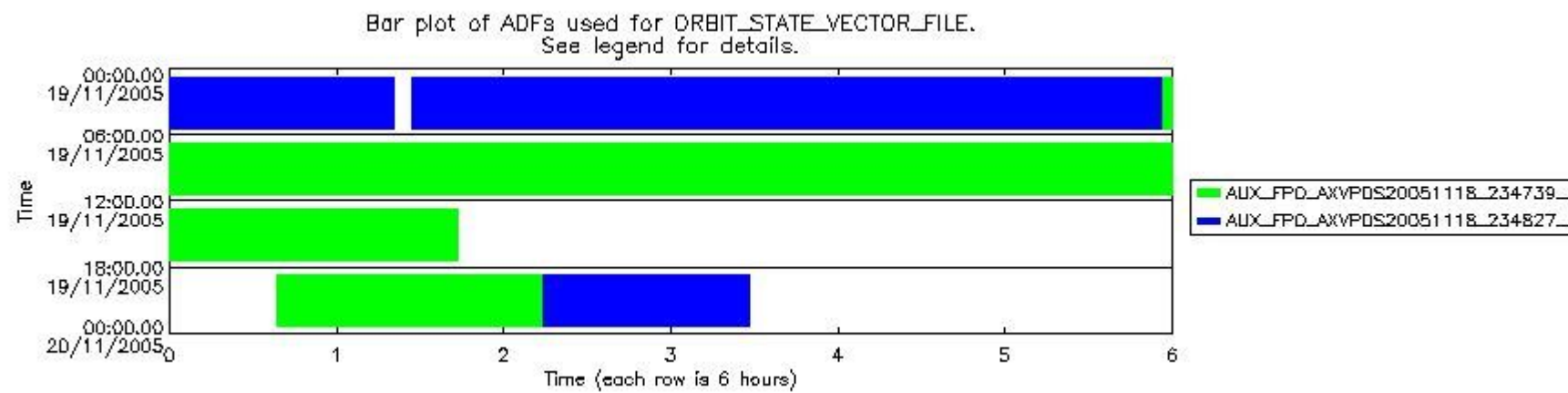
- A table showing which ADFs were used for processing (red values indicate that multiple ADFs of the same type were used)
- Various time line plots, one for each ADF, which show when which ADF was used.

If multiple ADFs of a single type were used, these are marked **red** in the table.

Number	ADF
	<b>CNO (LEVEL_0_CONFIGURATION_FILE)</b>
0	AUX_CNO_AXVPDS20020123_121901_20020101_000000_20200101_000000
	<b>FPO (ORBIT_STATE_VECTOR_FILE)</b>
1	AUX_FPO_AXVPDS20051118_234739_20051118_185251_20051128_201902
2	AUX_FPO_AXVPDS20051118_234827_20051118_185251_20051128_201902



sciamachy\_daily\_report\_level0\_PFHS\_5\_34\_N\_20051119\_5.PNG



sciamachy\_daily\_report\_level0\_PFHS\_5\_34\_N\_20051119\_6.PNG

