

0. SCIAMACHY Daily Report for level 0 products

[0.1 General Info](#)

[0.2 Product Quality Indicators](#)

[0.3 State monitoring](#)

[0.4 ADF monitoring](#)

0.1 General Info

This report contains a daily analysis on parameters extracted from SCIAMACHY level 0 data (The SCI_NL__0P product).

0.1.1 Report summary

The table below shows general characteristics of the data that are included into this report.

Item	Value
Report version	vdraft_20050403
Time of report generation	22NOV2005 01:43:31
Data source version	PFHS/5.34-N
Processing scope for products	18NOV2005 00:00:00 to 19NOV2005 00:00:00
Start time of first product within scope	17NOV2005 22:37:05
Stop time of last product within scope	19NOV2005 01:20:40
Total number of level 0 products	17
Number of level 0 products with errors	17

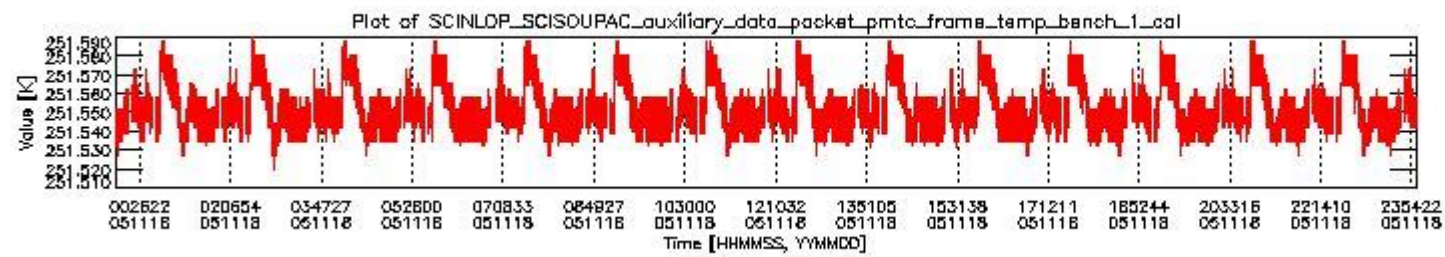
0.1.2 Summary per product

The following table shows a summary for each product used in this report.

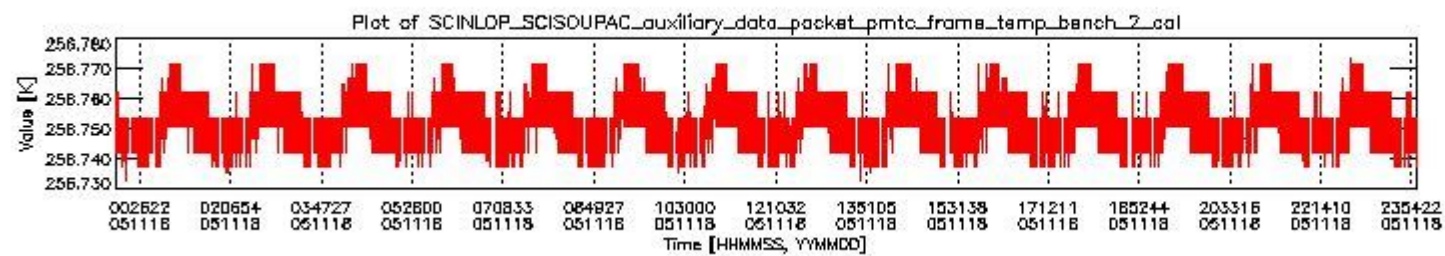
#	Product name	Start time	Stop time	Prod err	ISP err sign	ISP miss sign	ISP disc sign	rs sign
0	SCI_NL__OPNPDE20051117_223705_000056842042_00344_19436_1042.N1	17NOV2005 22:37:05	18NOV2005 00:11:50	1	0	1	0	0
1	SCI_NL__OPNPDE20051118_001150_000060232042_00345_19437_1043.N1	18NOV2005 00:11:50	18NOV2005 01:52:13	1	0	1	0	0
2	SCI_NL__OPNPDE20051118_015213_000043672042_00346_19438_1044.N1	18NOV2005 01:52:13	18NOV2005 03:05:01	1	0	1	0	0
3	SCI_NL__OPNPDE20051118_030501_000062162042_00347_19439_1045.N1	18NOV2005 03:05:01	18NOV2005 04:48:38	1	0	1	0	0
4	SCI_NL__OPNPDE20051118_044729_000060482042_00348_19440_1046.N1	18NOV2005 04:47:29	18NOV2005 06:28:18	1	0	1	0	0
5	SCI_NL__OPNPDK20051118_062709_000041692042_00349_19441_1205.N1	18NOV2005 06:27:09	18NOV2005 07:36:39	1	0	1	0	0
6	SCI_NL__OPNPDK20051118_073531_000061732042_00350_19442_1206.N1	18NOV2005 07:35:31	18NOV2005 09:18:24	1	0	1	0	0
7	SCI_NL__OPNPDK20051118_091715_000059672042_00351_19443_1207.N1	18NOV2005 09:17:15	18NOV2005 10:56:43	1	0	1	0	0
8	SCI_NL__OPNPDK20051118_105547_000060362042_00352_19444_1208.N1	18NOV2005 10:55:47	18NOV2005 12:36:23	1	0	1	0	0
9	SCI_NL__OPNPDK20051118_123623_000059802042_00353_19445_1209.N1	18NOV2005 12:36:23	18NOV2005 14:16:04	1	0	1	0	0
10	SCI_NL__OPNPDK20051118_141508_000058422042_00354_19446_1210.N1	18NOV2005 14:15:08	18NOV2005 15:52:30	1	0	1	0	0
11	SCI_NL__OPNPDK20051118_155230_000058672042_00355_19447_1211.N1	18NOV2005 15:52:30	18NOV2005 17:30:18	1	0	1	0	0
12	SCI_NL__OPNPDK20051118_172922_000057422042_00356_19448_1212.N1	18NOV2005 17:29:22	18NOV2005 19:05:04	1	0	1	0	0
13	SCI_NL__OPNPDK20051118_190504_000060752042_00357_19449_1213.N1	18NOV2005 19:05:04	18NOV2005 20:46:20	1	0	1	0	0
14	SCI_NL__OPNPDE20051118_205034_000041332042_00358_19450_1048.N1	18NOV2005 20:50:34	18NOV2005 21:59:28	1	0	1	0	0
15	SCI_NL__OPNPDE20051118_215928_000060482042_00358_19450_1049.N1	18NOV2005 21:59:28	18NOV2005 23:40:17	1	0	1	0	0
16	SCI_NL__OPNPDE20051118_234017_000060232042_00359_19451_1050.N1	18NOV2005 23:40:17	19NOV2005 01:20:40	1	0	1	0	0

0.2 Product Quality Indicators

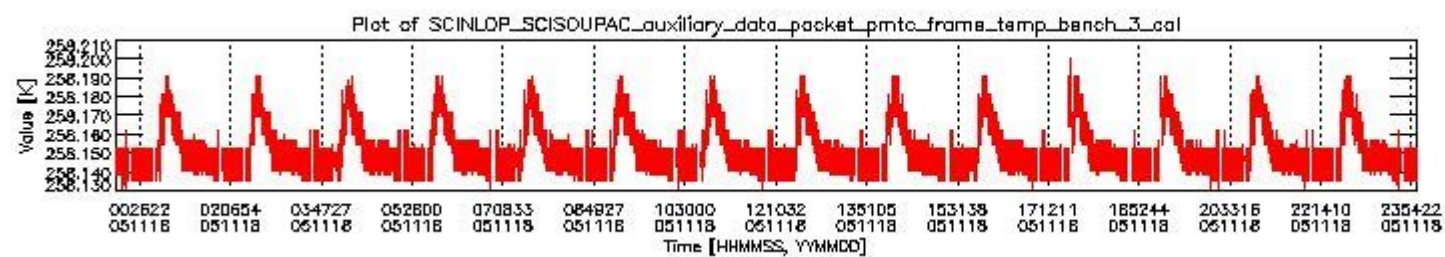
This section shows information about product quality, currently temperatures.



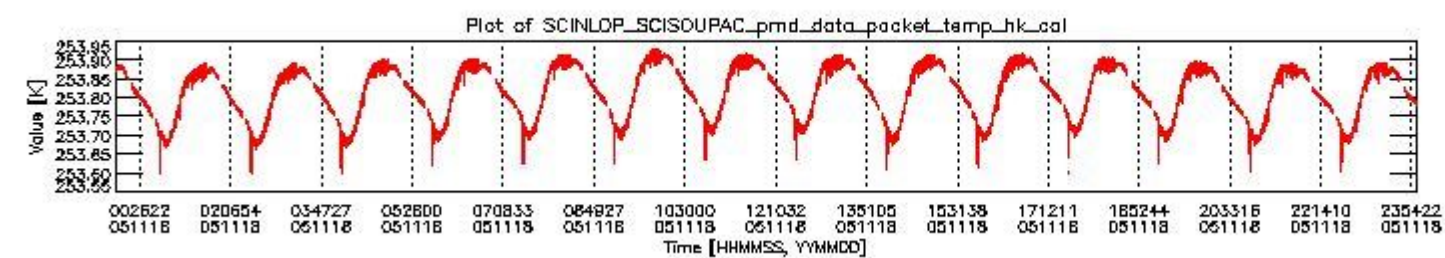
sciamachy_daily_report_level0_PFHS_5_34_N_20051118_0.PNG



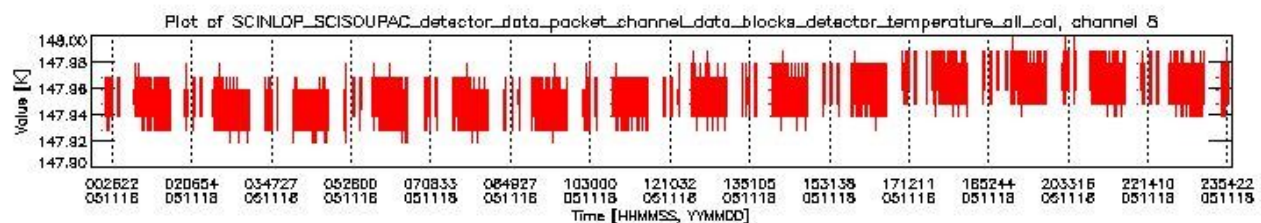
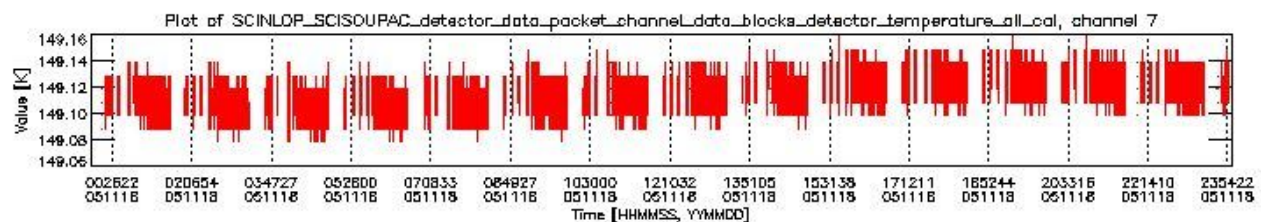
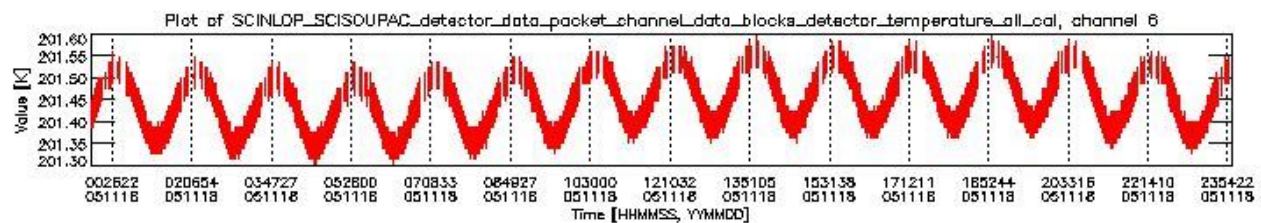
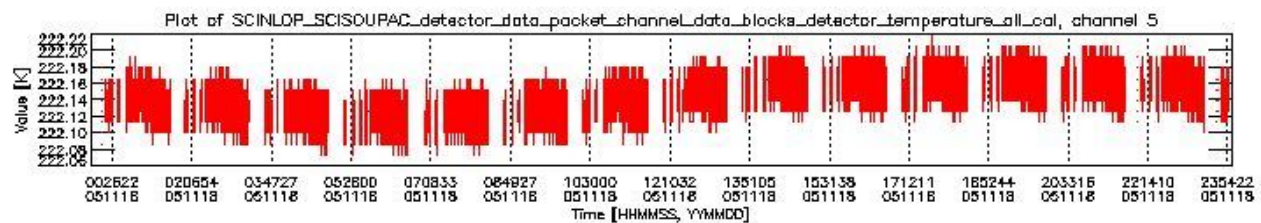
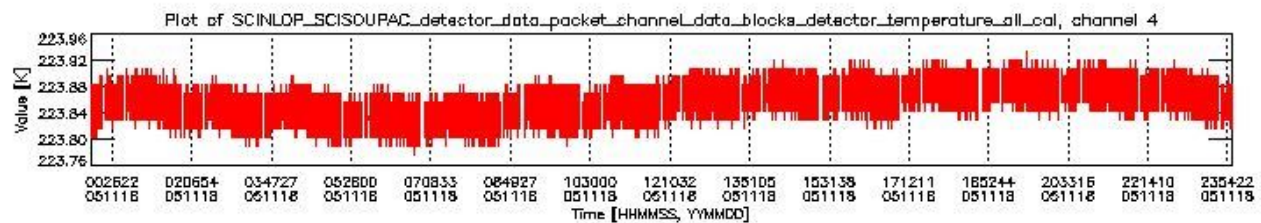
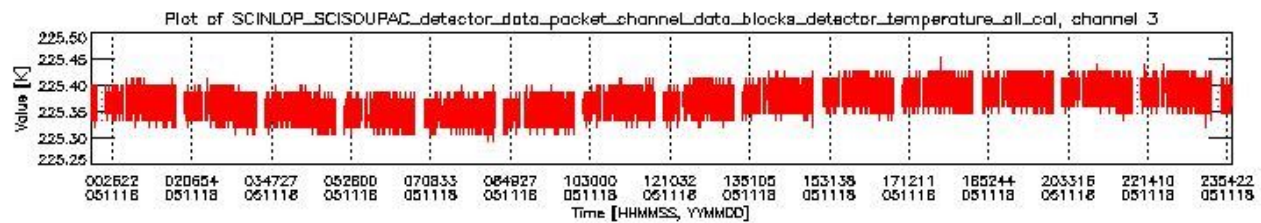
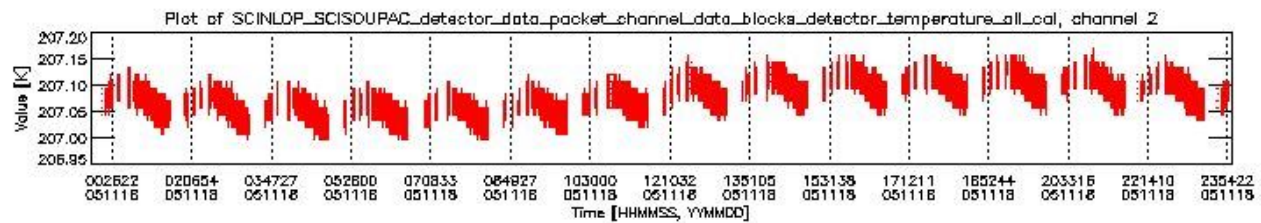
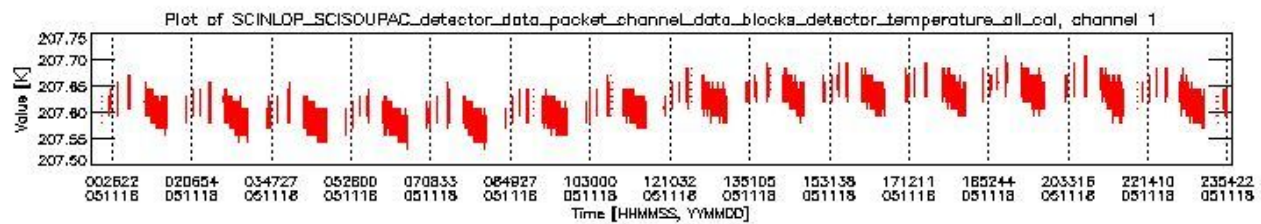
sciamachy_daily_report_level0_PFHS_5_34_N_20051118_1.PNG



sciamachy_daily_report_level0_PFHS_5_34_N_20051118_2.PNG



sciamachy_daily_report_level0_PFHS_5_34_N_20051118_3.PNG



0.3 State monitoring

No instrument tracking information available.

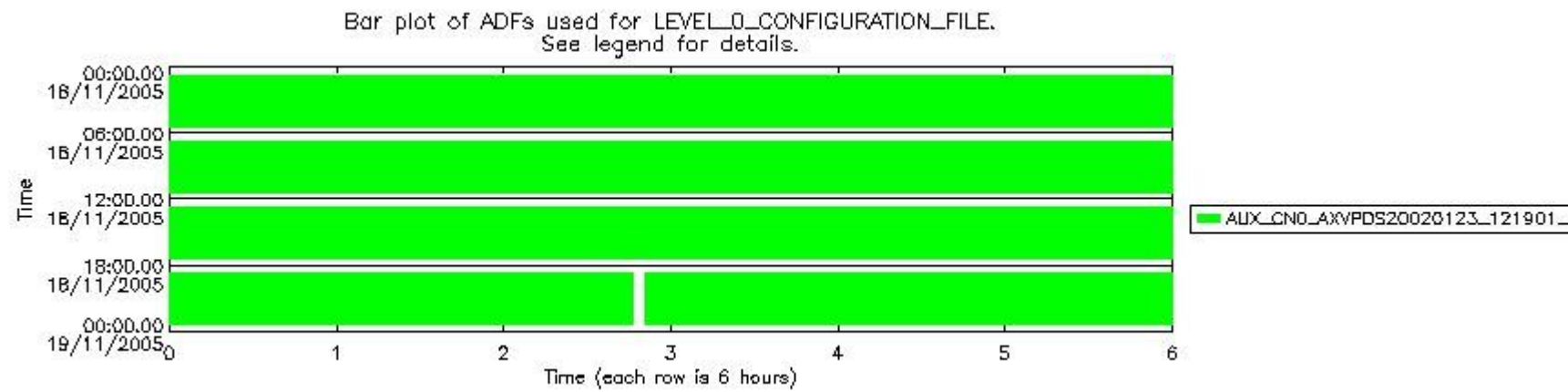
0.4 ADF monitoring

This section shows the (variation in) ADFs used for each of the products. It consists of:

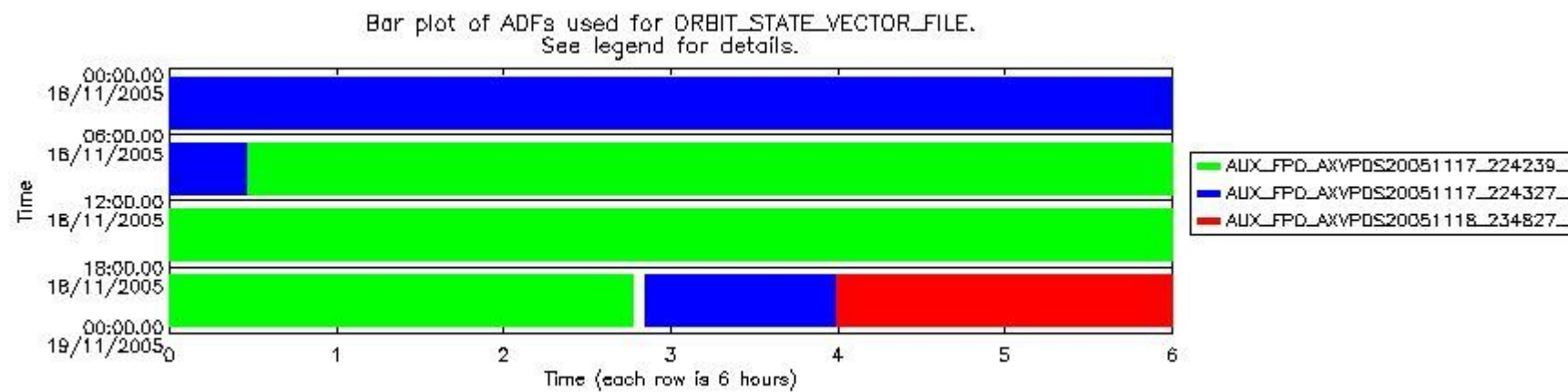
- A table showing which ADFs were used for processing (red values indicate that multiple ADFs of the same type were used)
- Various time line plots, one for each ADF, which show when which ADF was used.

If multiple ADFs of a single type were used, these are marked **red** in the table.

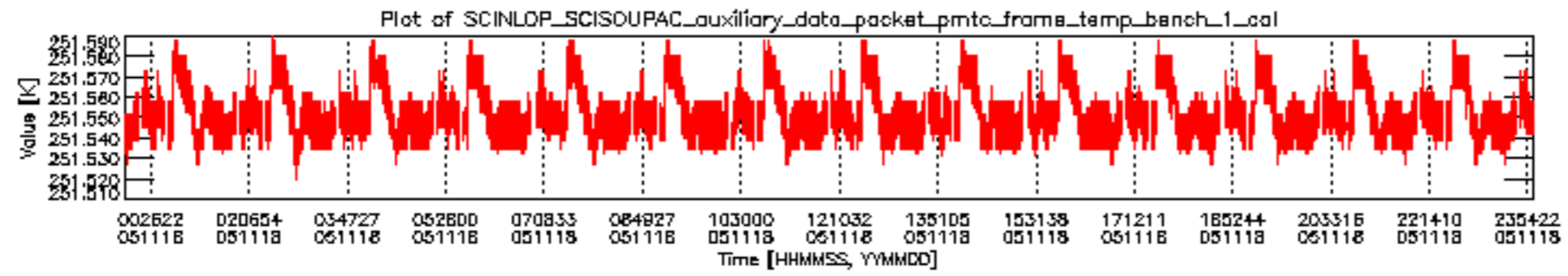
Number	ADF
	CNO (LEVEL_0_CONFIGURATION_FILE)
0	AUX_CNO_AXVPDS20020123_121901_20020101_000000_20200101_000000
	FPO (ORBIT_STATE_VECTOR_FILE)
1	AUX_FPO_AXVPDS20051117_224239_20051117_192428_20051127_205039
2	AUX_FPO_AXVPDS20051117_224327_20051117_192428_20051127_205039
3	AUX_FPO_AXVPDS20051118_234827_20051118_185251_20051128_201902

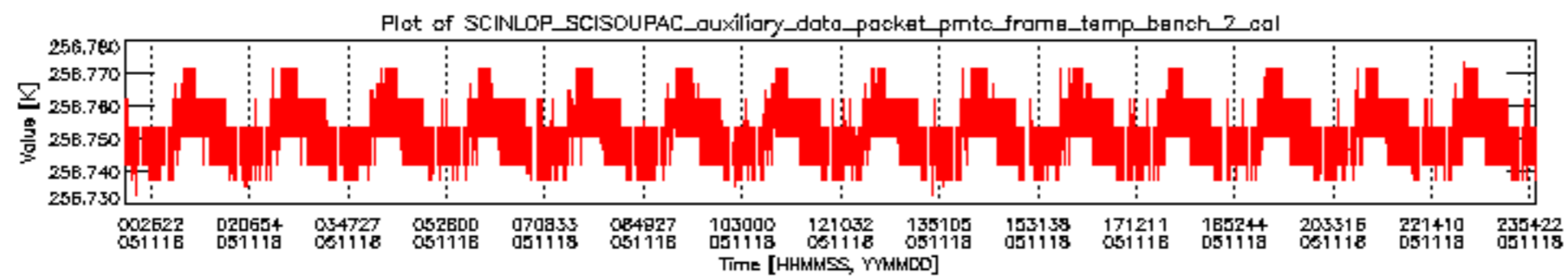


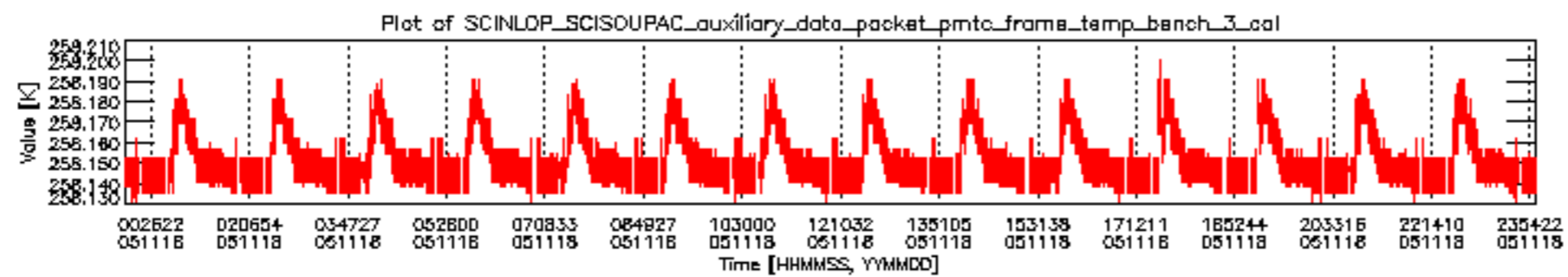
sciamachy_daily_report_level0_PFHS_5_34_N_20051118_5.PNG

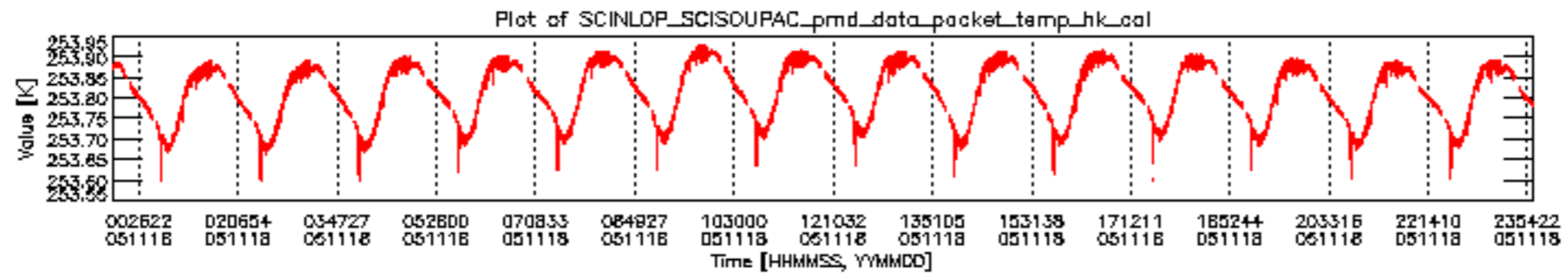


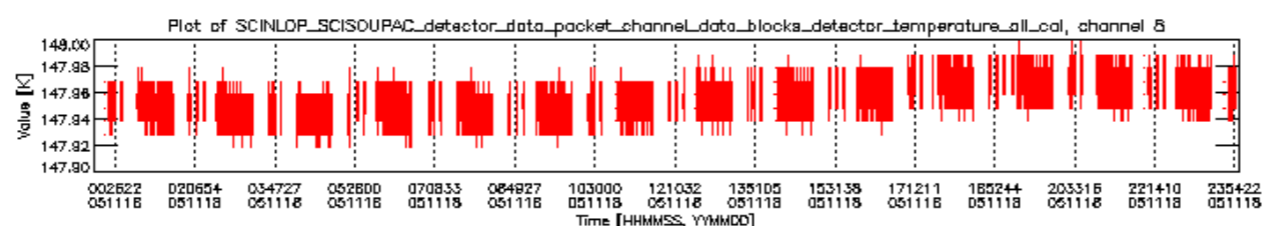
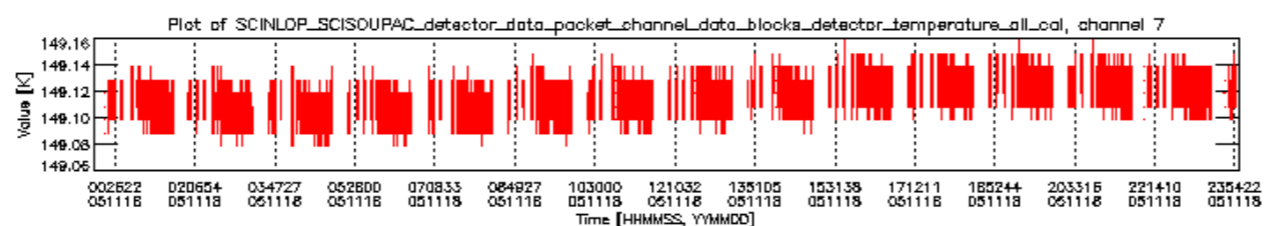
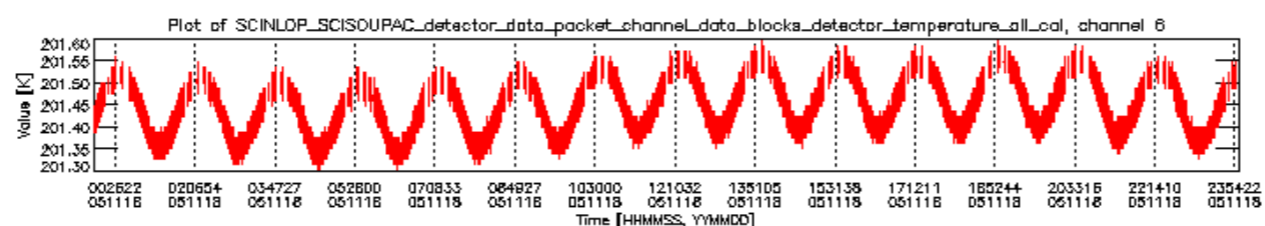
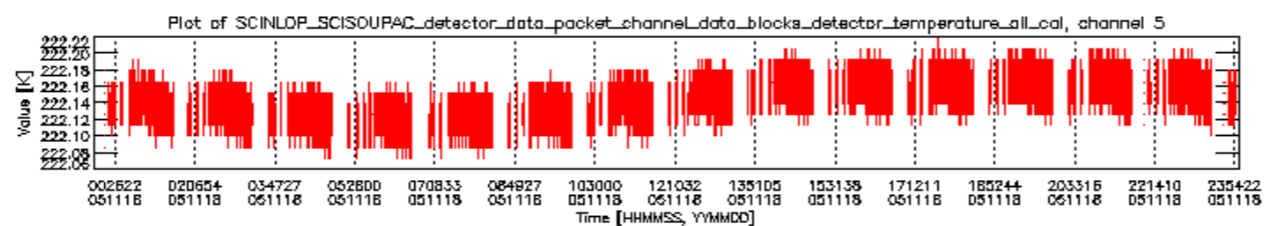
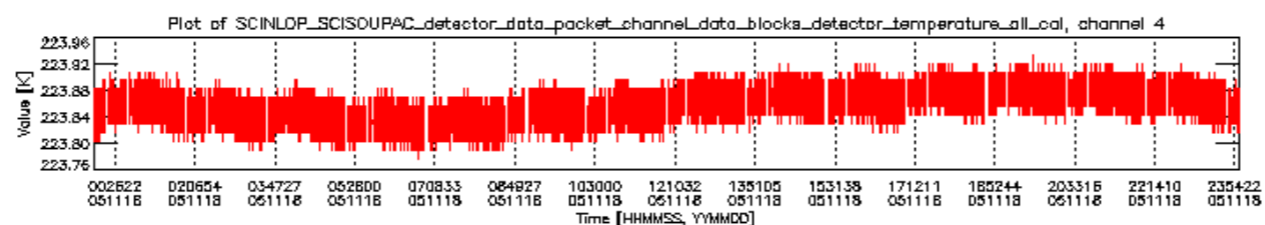
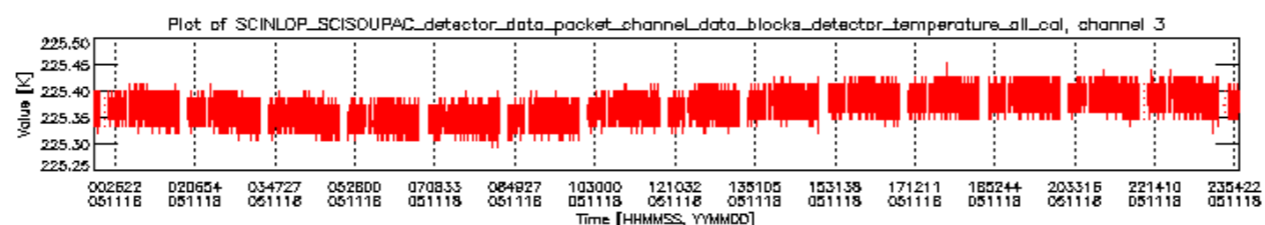
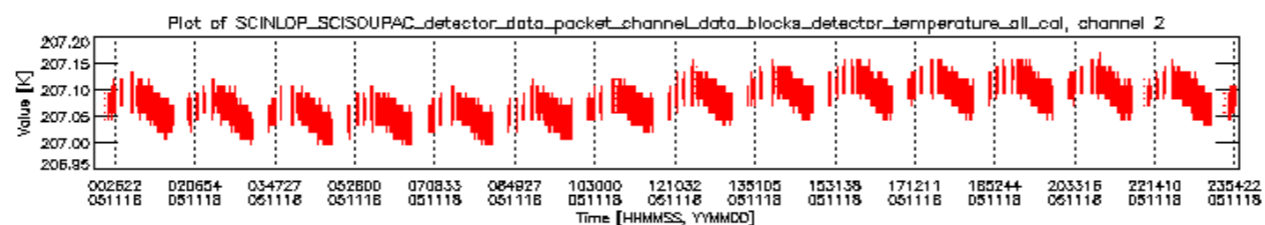
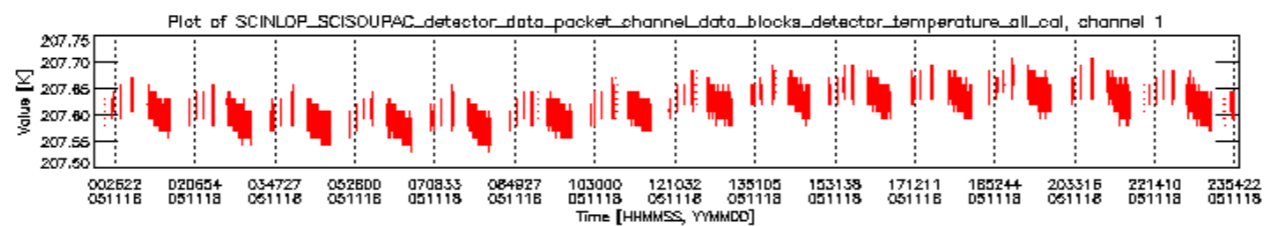
sciamachy_daily_report_level0_PFHS_5_34_N_20051118_6.PNG

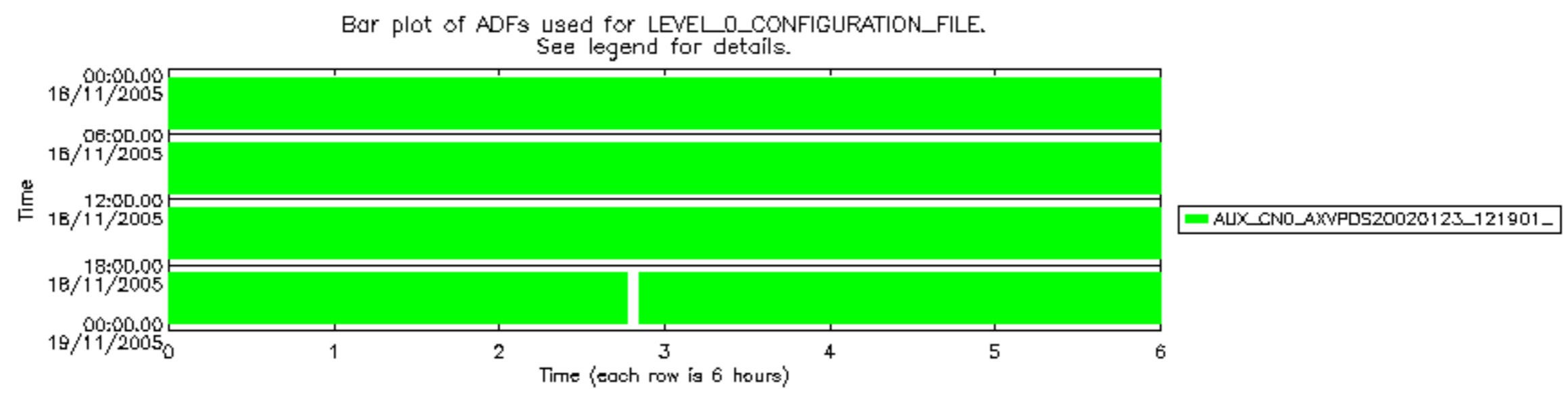












Bar plot of ADFs used for ORBIT_STATE_VECTOR_FILE.
See legend for details.

