

0. SCIAMACHY Daily Report for level 0 products

[0.1 General Info](#)

[0.2 Product Quality Indicators](#)

[0.3 State monitoring](#)

[0.4 ADF monitoring](#)

0.1 General Info

This report contains a daily analysis on parameters extracted from SCIAMACHY level 0 data (The SCI_NL__0P product).

0.1.1 Report summary

The table below shows general characteristics of the data that are included into this report.

Item	Value
Report version	vdraft_20050403
Time of report generation	21NOV2005 03:17:21
Data source version	PFHS/5.34-N
Processing scope for products	17NOV2005 00:00:00 to 18NOV2005 00:00:00
Start time of first product within scope	16NOV2005 23:02:34
Stop time of last product within scope	18NOV2005 00:11:50
Total number of level 0 products	16
Number of level 0 products with errors	16

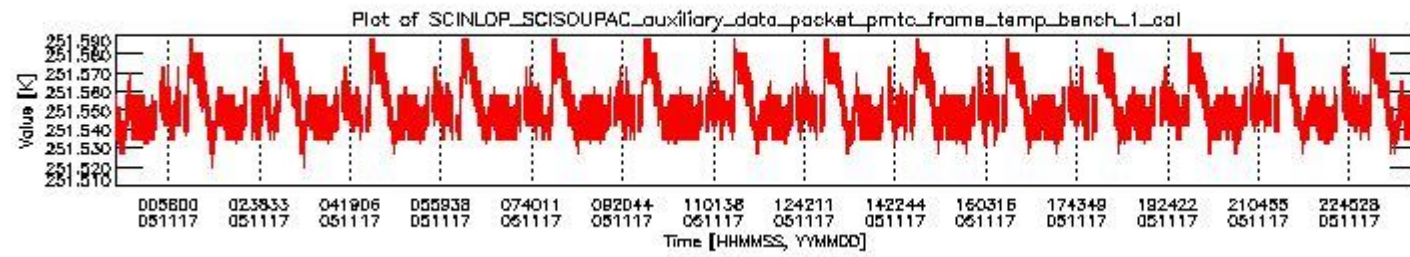
0.1.2 Summary per product

The following table shows a summary for each product used in this report.

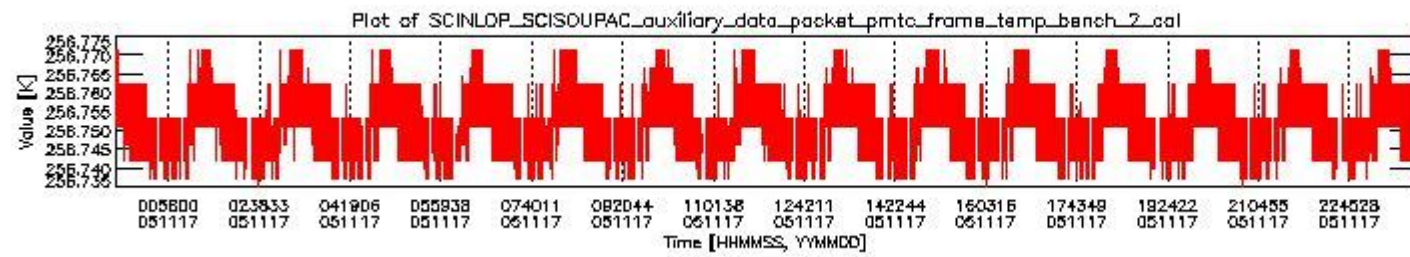
#	Product name	Start time	Stop time	Prod err	ISP err sign	ISP miss sign	ISP disc sign	rs sign
0	SCI_NL__OPNPDE20051116_230234_000060482042_00330_19422_1035.N1	16NOV2005 23:02:34	17NOV2005 00:43:23	1	0	1	0	0
1	SCI_NL__OPNPDE20051117_004913_000056722042_00331_19423_1036.N1	17NOV2005 00:49:13	17NOV2005 02:23:46	1	0	1	0	0
2	SCI_NL__OPNPDE20051117_022238_000044362042_00332_19424_1037.N1	17NOV2005 02:22:38	17NOV2005 03:36:34	1	0	1	0	0
3	SCI_NL__OPNPDE20051117_033634_000061482042_00333_19425_1038.N1	17NOV2005 03:36:34	17NOV2005 05:19:02	1	0	1	0	0
4	SCI_NL__OPNPDE20051117_051902_000060482042_00334_19426_1039.N1	17NOV2005 05:19:02	17NOV2005 06:59:51	1	0	1	0	0
5	SCI_NL__OPNPDK20051117_065842_000041692042_00335_19427_1195.N1	17NOV2005 06:58:42	17NOV2005 08:08:12	1	0	1	0	0
6	SCI_NL__OPNPDK20051117_080704_000061732042_00336_19428_1196.N1	17NOV2005 08:07:04	17NOV2005 09:49:57	1	0	1	0	0
7	SCI_NL__OPNPDK20051117_094848_000059672042_00337_19429_1197.N1	17NOV2005 09:48:48	17NOV2005 11:28:16	1	0	1	0	0
8	SCI_NL__OPNPDK20051117_112720_000061042042_00338_19430_1198.N1	17NOV2005 11:27:20	17NOV2005 13:09:05	1	0	1	0	0
9	SCI_NL__OPNPDK20051117_130756_000058682042_00339_19431_1199.N1	17NOV2005 13:07:56	17NOV2005 14:45:45	1	0	1	0	0
10	SCI_NL__OPNPDK20051117_144327_000060362042_00340_19432_1200.N1	17NOV2005 14:43:27	17NOV2005 16:24:03	1	0	1	0	0
11	SCI_NL__OPNPDK20051117_162403_000058672042_00341_19433_1201.N1	17NOV2005 16:24:03	17NOV2005 18:01:51	1	0	1	0	0
12	SCI_NL__OPNPDK20051117_180055_000057412042_00342_19434_1202.N1	17NOV2005 18:00:55	17NOV2005 19:36:37	1	0	1	0	0
13	SCI_NL__OPNPDE20051117_194131_000040292042_00343_19435_1040.N1	17NOV2005 19:41:31	17NOV2005 20:48:41	1	0	1	0	0
14	SCI_NL__OPNPDE20051117_204732_000062082042_00343_19435_1041.N1	17NOV2005 20:47:32	17NOV2005 22:31:01	1	0	1	0	0
15	SCI_NL__OPNPDE20051117_223705_000056842042_00344_19436_1042.N1	17NOV2005 22:37:05	18NOV2005 00:11:50	1	0	1	0	0

0.2 Product Quality Indicators

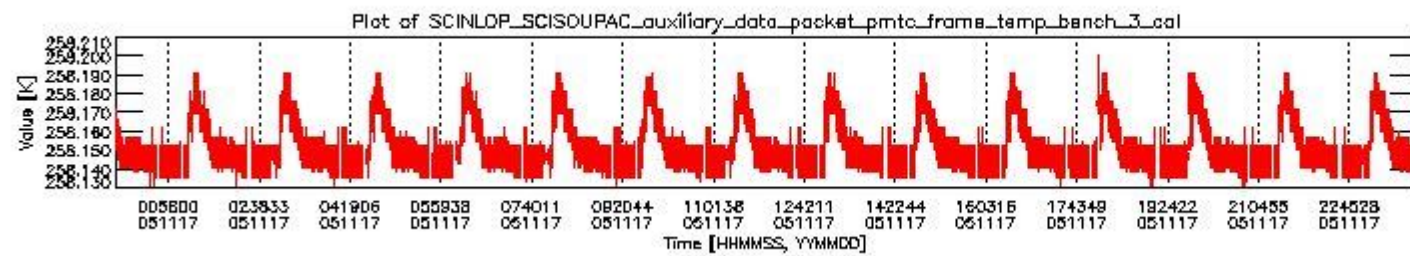
This section shows information about product quality, currently temperatures.



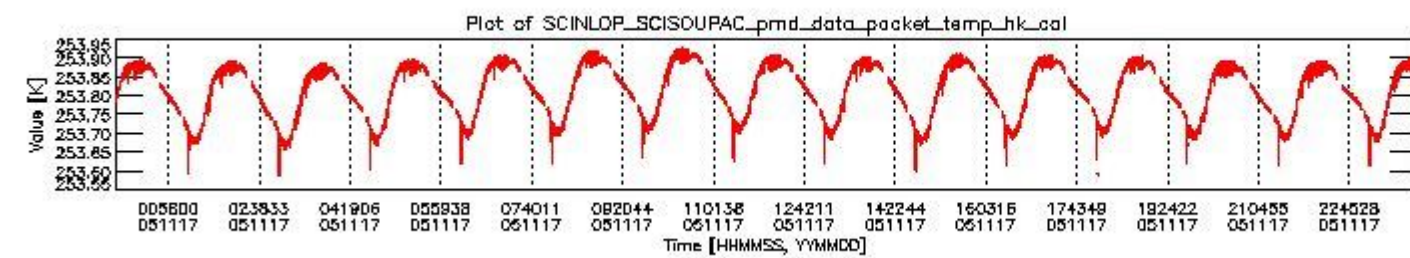
sciamaehy_daily_report_level0_PPHS_5_34_N_20051117_0.PNG



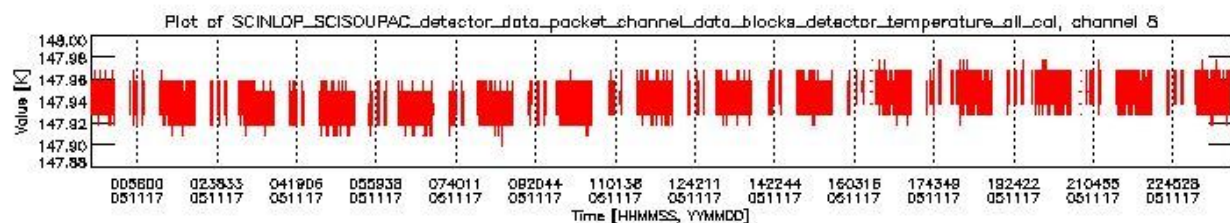
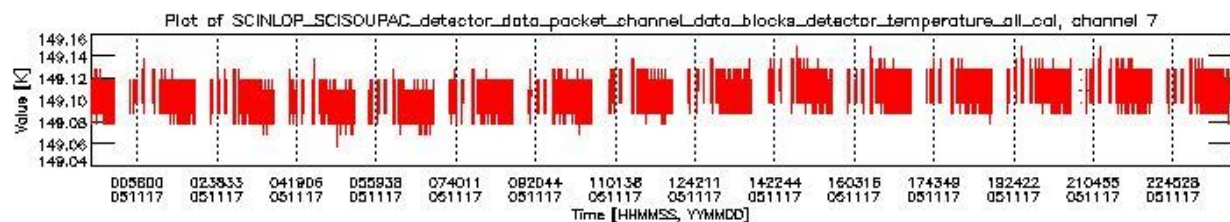
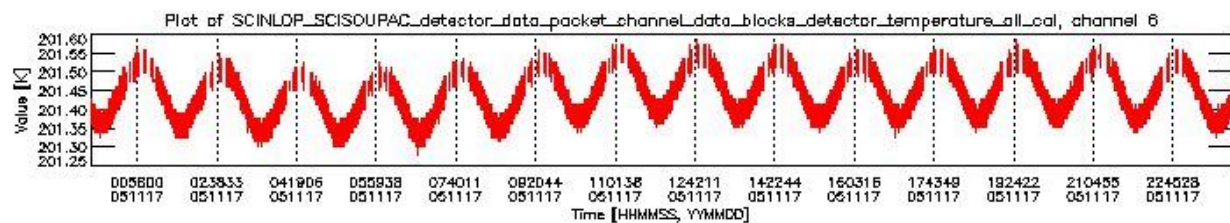
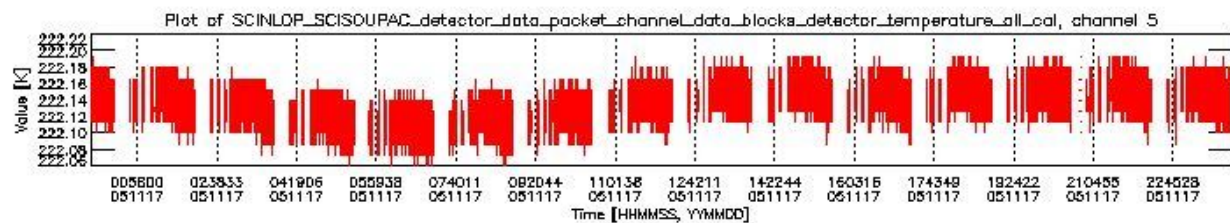
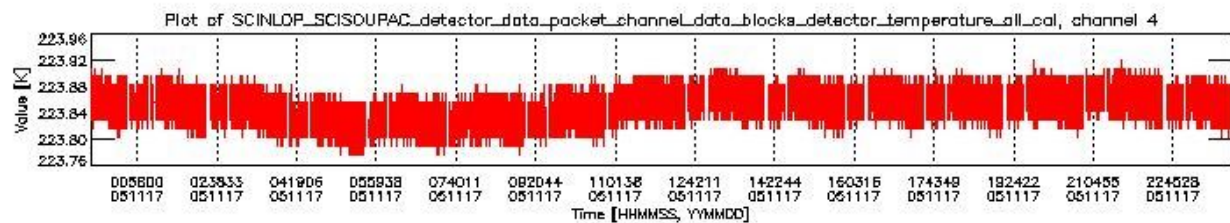
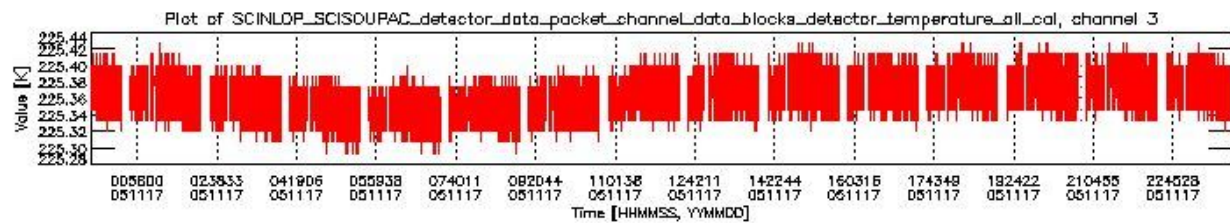
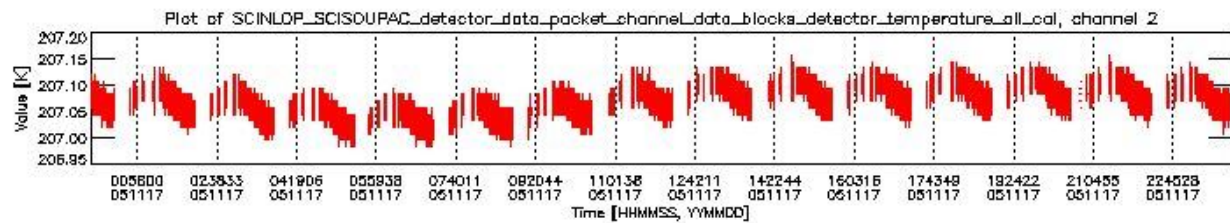
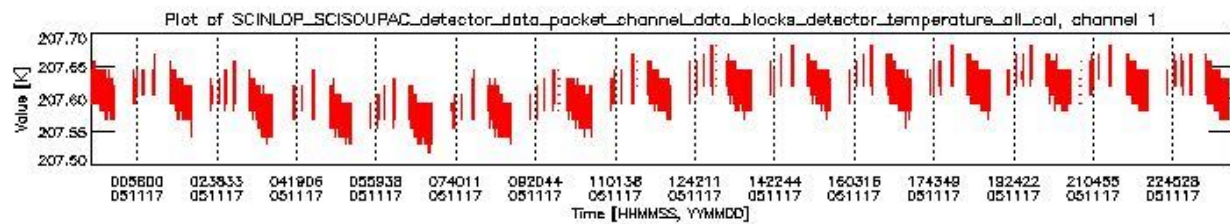
sciamaehy_daily_report_level0_PPHS_5_34_N_20051117_1.PNG



sciamaehy_daily_report_level0_PPHS_5_34_N_20051117_2.PNG



sciamaehy_daily_report_level0_PPHS_5_34_N_20051117_3.PNG



0.3 State monitoring

No instrument tracking information available.

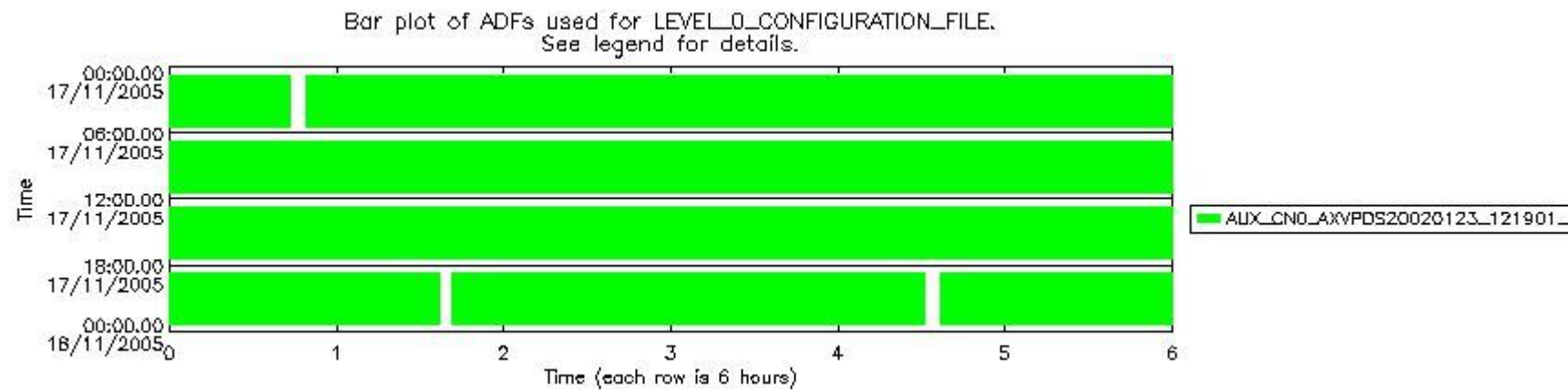
0.4 ADF monitoring

This section shows the (variation in) ADFs used for each of the products. It consists of:

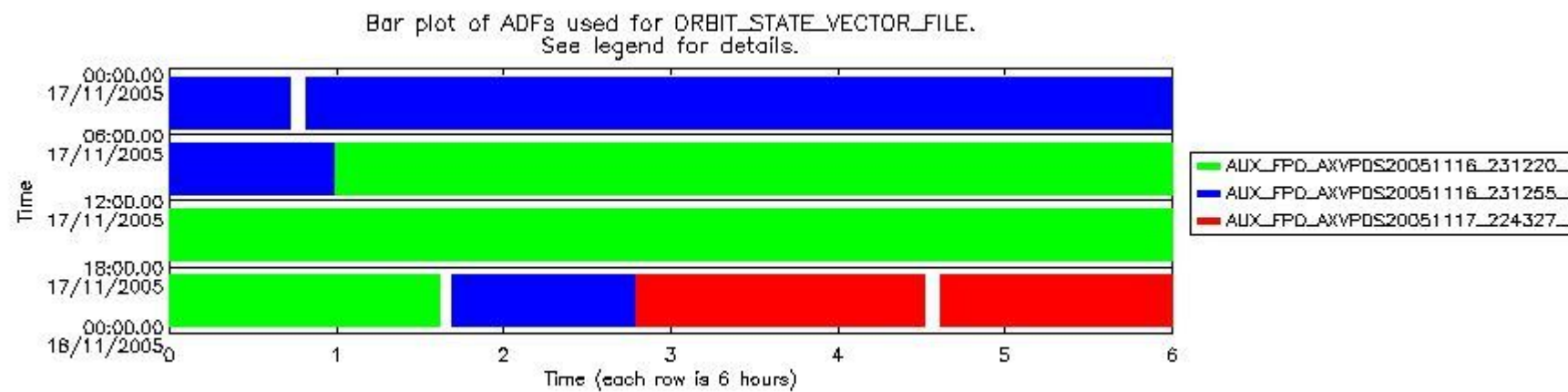
- A table showing which ADFs were used for processing (red values indicate that multiple ADFs of the same type were used)
- Various time line plots, one for each ADF, which show when which ADF was used.

If multiple ADFs of a single type were used, these are marked **red** in the table.

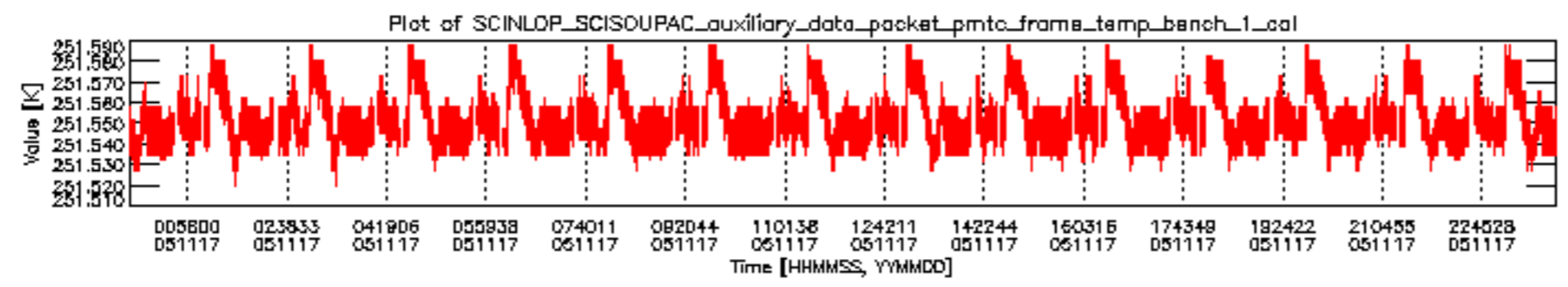
Number	ADF
	CNO (LEVEL_0_CONFIGURATION_FILE)
0	AUX_CNO_AXVPDS20020123_121901_20020101_000000_20200101_000000
	FPO (ORBIT_STATE_VECTOR_FILE)
1	AUX_FPO_AXVPDS20051116_231220_20051116_195605_20051126_212216
2	AUX_FPO_AXVPDS20051116_231255_20051116_195605_20051126_212216
3	AUX_FPO_AXVPDS20051117_224327_20051117_192428_20051127_205039

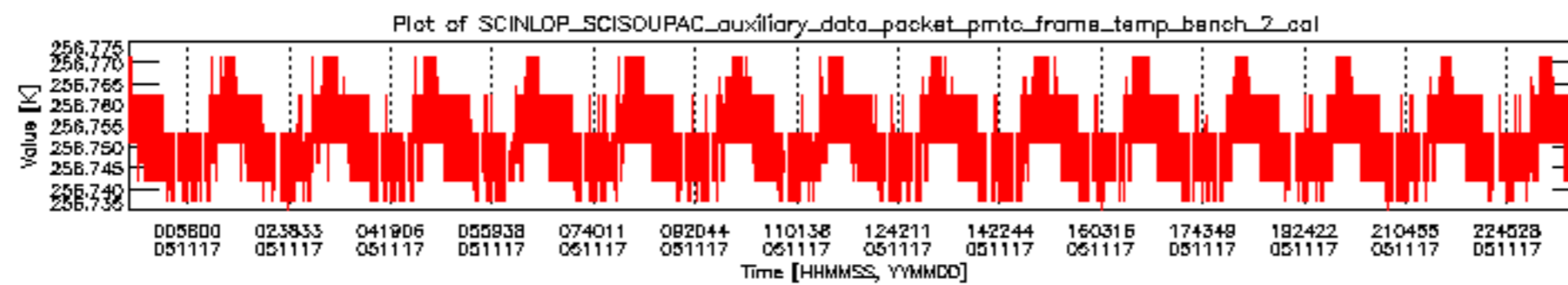


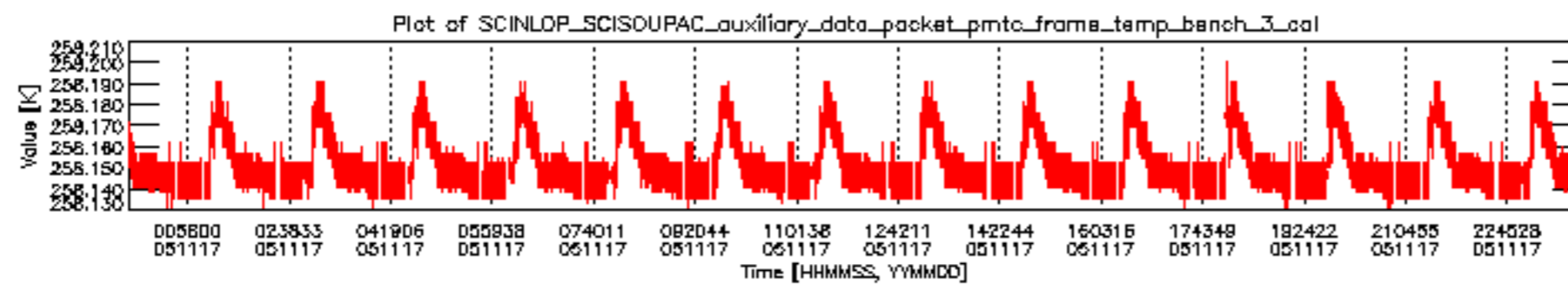
sciamachy_daily_report_level0_PFHS_5_34_N_20051117_5.PNG

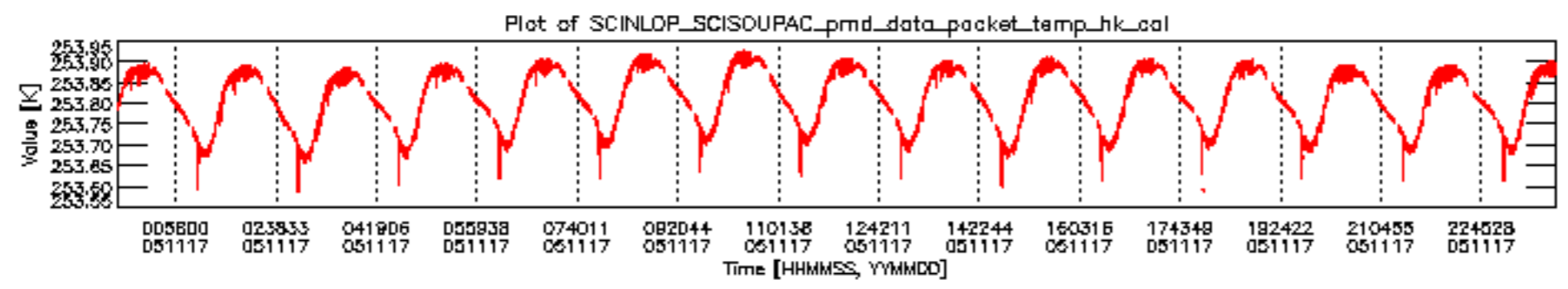


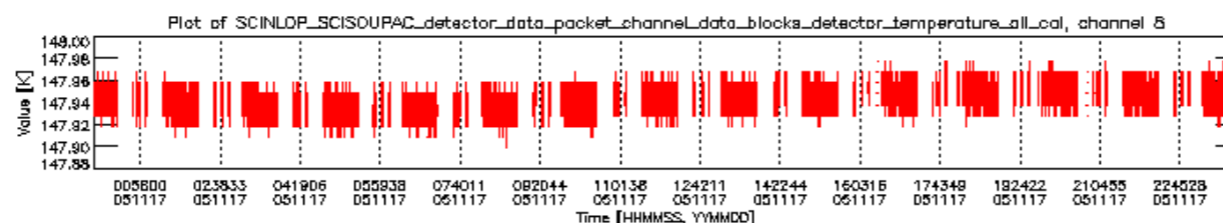
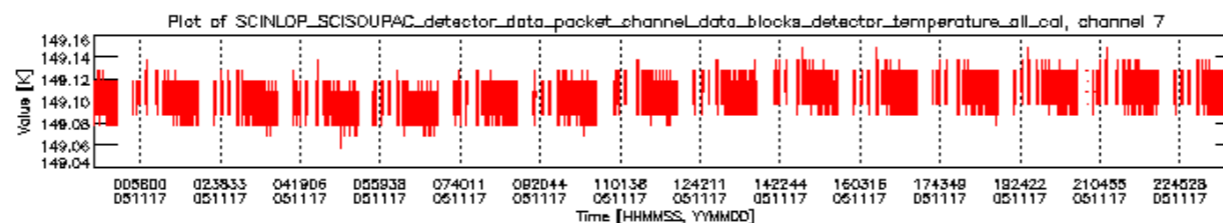
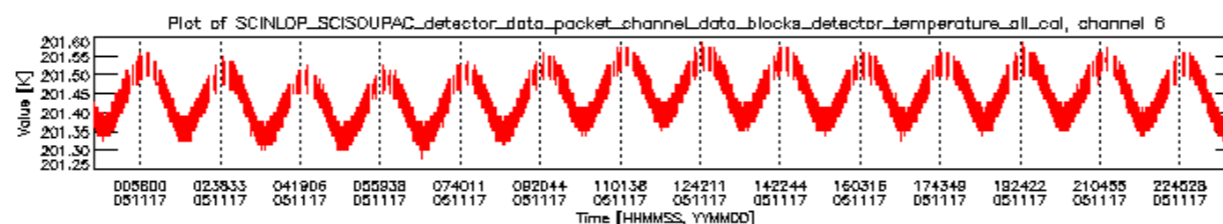
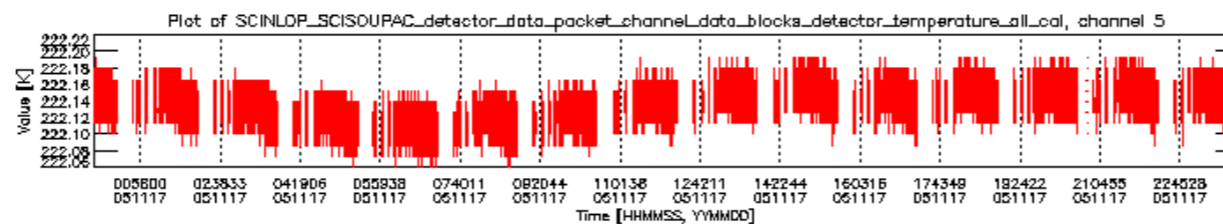
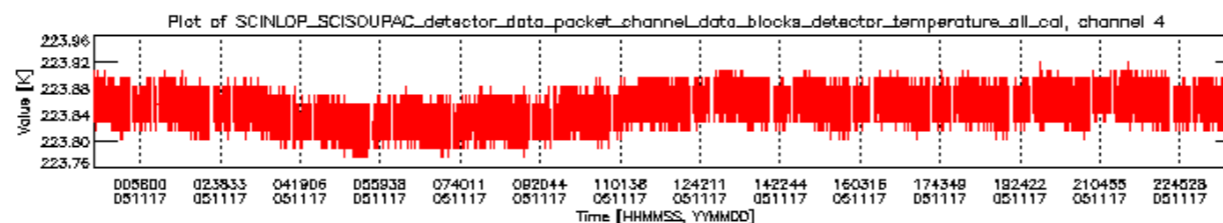
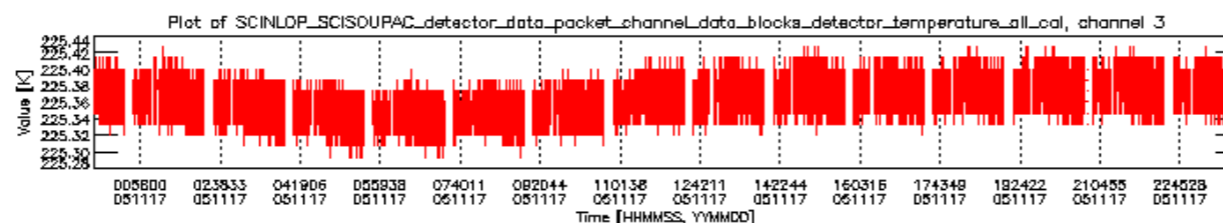
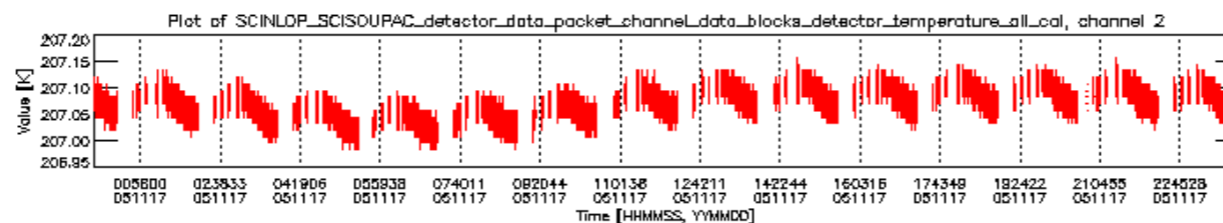
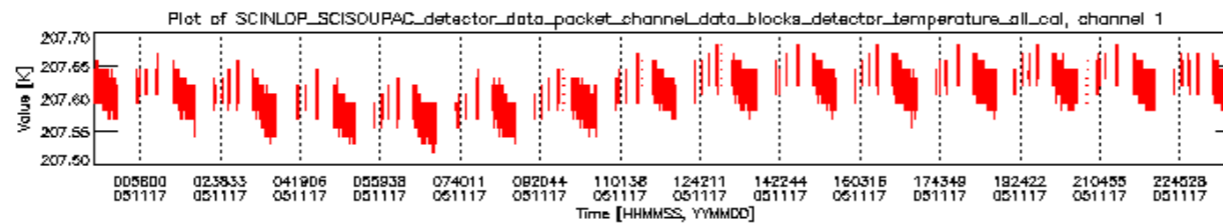
sciamachy_daily_report_level0_PFHS_5_34_N_20051117_6.PNG

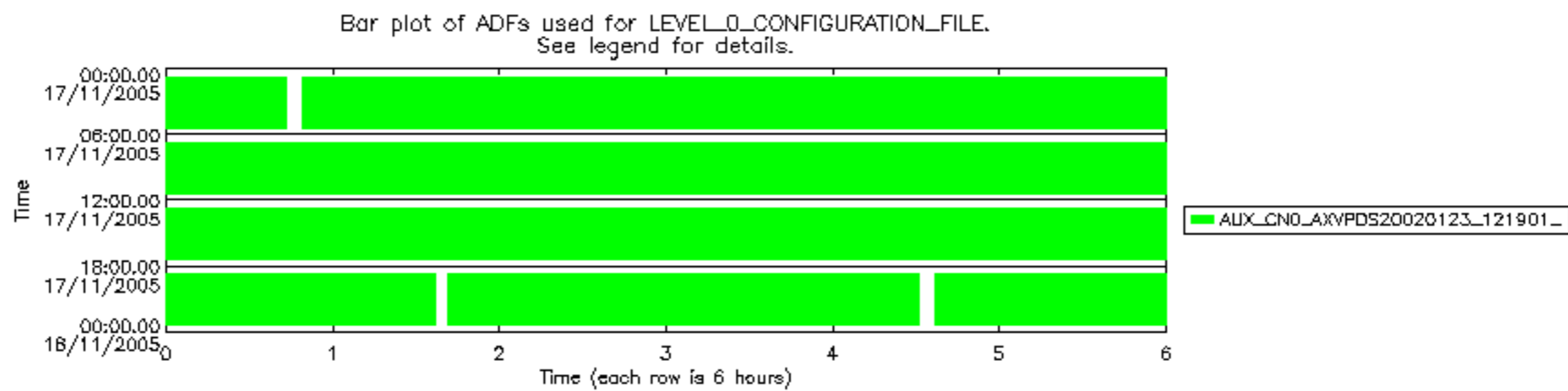












Bar plot of ADFs used for ORBIT_STATE_VECTOR_FILE.
See legend for details.

