

0. SCIAMACHY Daily Report for level 0 products

[0.1 General Info](#)

[0.2 Product Quality Indicators](#)

[0.3 State monitoring](#)

[0.4 ADF monitoring](#)

0.1 General Info

This report contains a daily analysis on parameters extracted from SCIAMACHY level 0 data (The SCI_NL__0P product).

0.1.1 Report summary

The table below shows general characteristics of the data that are included into this report.

Item	Value
Report version	vdraft_20050403
Time of report generation	25NOV2005 13:49:35
Data source version	PFHS/5.34-N
Processing scope for products	14NOV2005 00:00:00 to 15NOV2005 00:00:00
Start time of first product within scope	14NOV2005 06:53:40
Stop time of last product within scope	15NOV2005 00:05:52
Total number of level 0 products	11
Number of level 0 products with errors	11

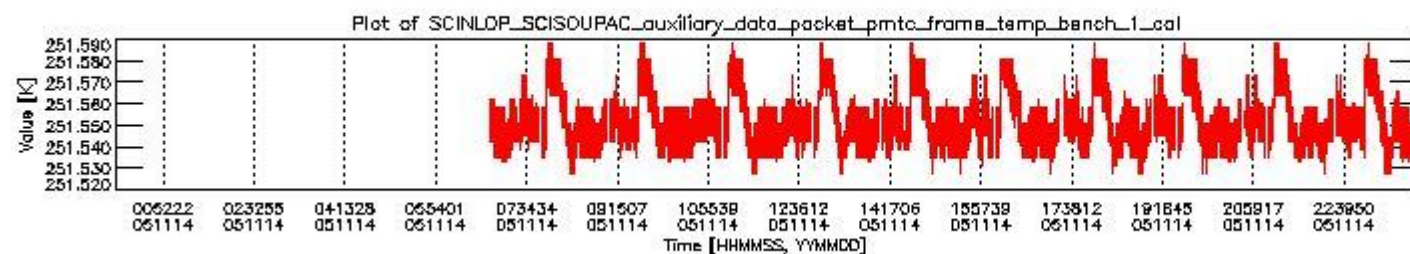
0.1.2 Summary per product

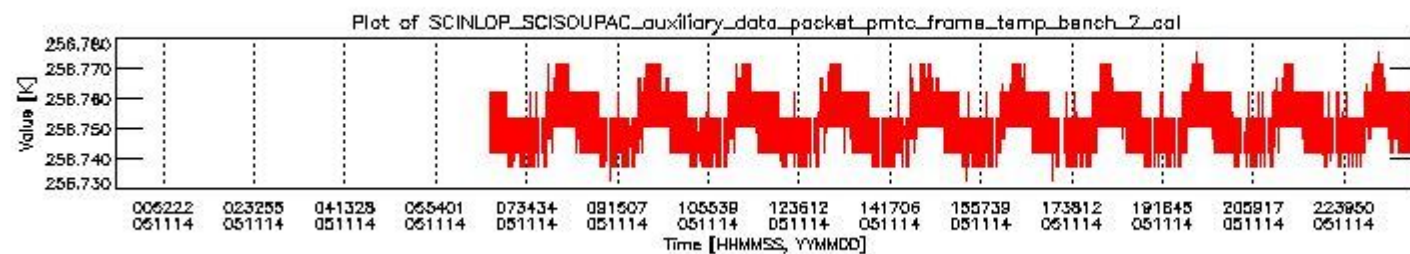
The following table shows a summary for each product used in this report.

#	Product name	Start time	Stop time	Prod err	ISP err sign	ISP miss sign	ISP disc sign	rs sign
0	SCI_NL__0PNPDK20051114_065340_000041132042_00292_19384_1164.N1	14NOV2005 06:53:40	14NOV2005 08:02:14	1	0	1	0	0
1	SCI_NL__0PNPDK20051114_080106_000061042042_00293_19385_1165.N1	14NOV2005 08:01:06	14NOV2005 09:42:50	1	0	1	0	0
2	SCI_NL__0PNPDK20051114_094142_000061042042_00294_19386_1166.N1	14NOV2005 09:41:42	14NOV2005 11:23:27	1	0	1	0	0
3	SCI_NL__0PNPDK20051114_112218_000060362042_00295_19387_1167.N1	14NOV2005 11:22:18	14NOV2005 13:02:54	1	0	1	0	0
4	SCI_NL__0PNPDK20051114_130158_000059242042_00296_19388_1168.N1	14NOV2005 13:01:58	14NOV2005 14:40:43	1	0	1	0	0
5	SCI_NL__0PNPDK20051114_143947_000058982042_00297_19389_1169.N1	14NOV2005 14:39:47	14NOV2005 16:18:05	1	0	1	0	0
6	SCI_NL__0PNPDK20051114_161805_000058672042_00298_19390_1170.N1	14NOV2005 16:18:05	14NOV2005 17:55:53	1	0	1	0	0
7	SCI_NL__0PNPDK20051114_175457_000060362042_00299_19391_1171.N1	14NOV2005 17:54:57	14NOV2005 19:35:33	1	0	1	0	0
8	SCI_NL__0PNPDE20051114_193533_000041662042_00300_19392_1007.N1	14NOV2005 19:35:33	14NOV2005 20:45:00	1	0	1	0	0
9	SCI_NL__0PNPDE20051114_204352_000060712042_00300_19392_1008.N1	14NOV2005 20:43:52	14NOV2005 22:25:03	1	0	1	0	0
10	SCI_NL__0PNPDE20051114_223106_000056862042_00301_19393_1009.N1	14NOV2005 22:31:06	15NOV2005 00:05:52	1	0	1	0	0

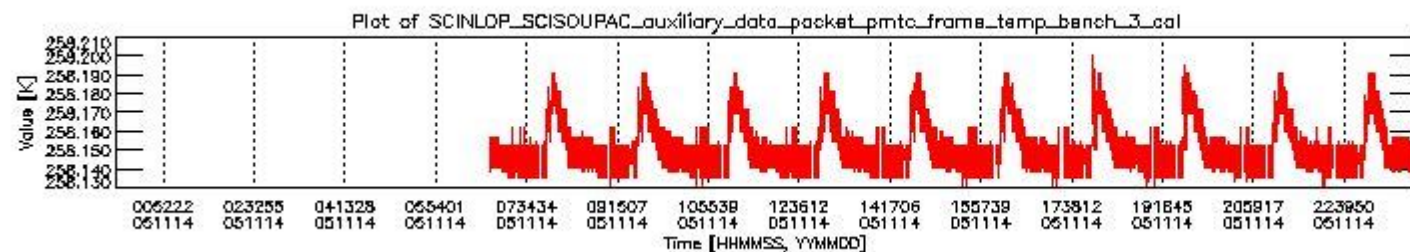
0.2 Product Quality Indicators

This section shows information about product quality, currently temperatures.

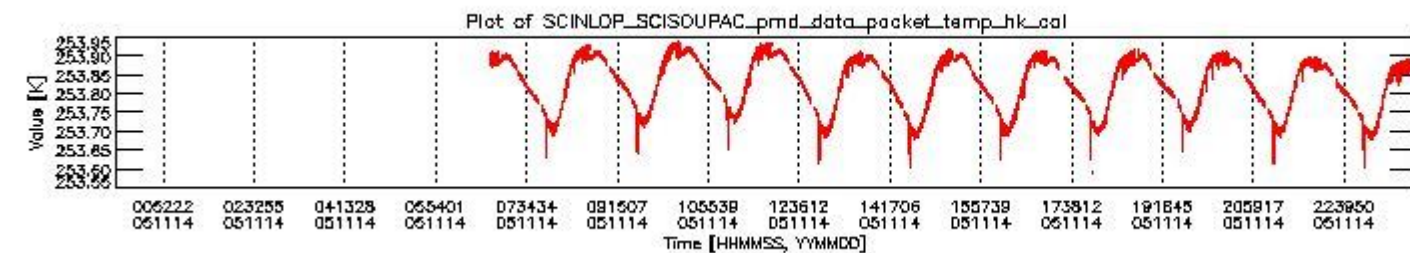




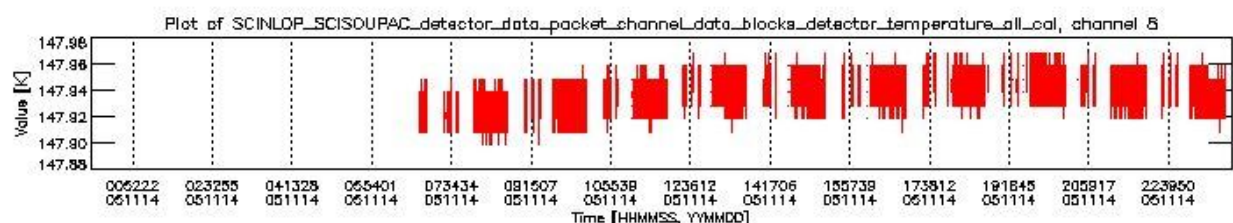
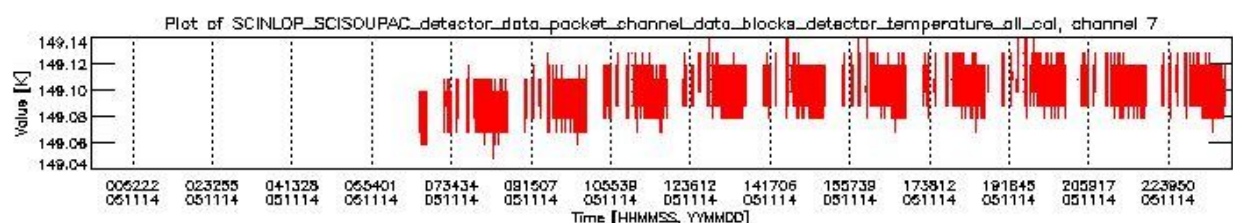
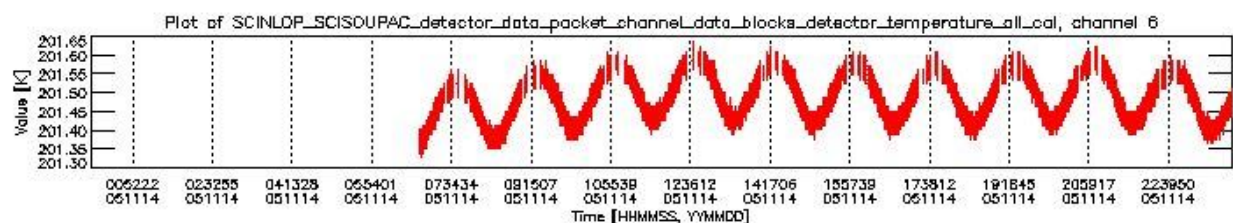
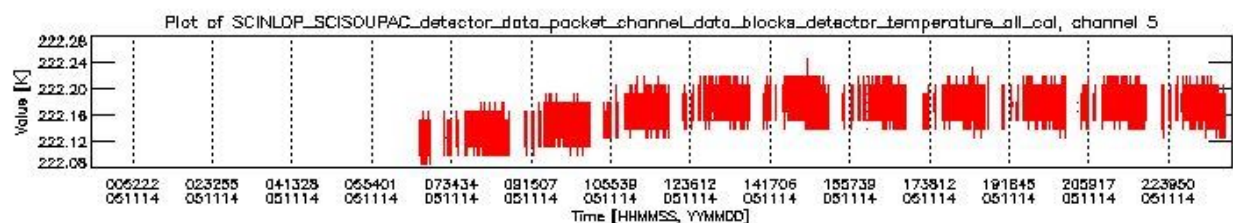
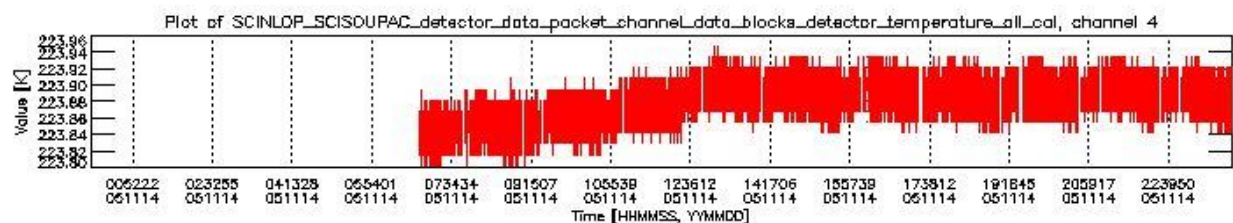
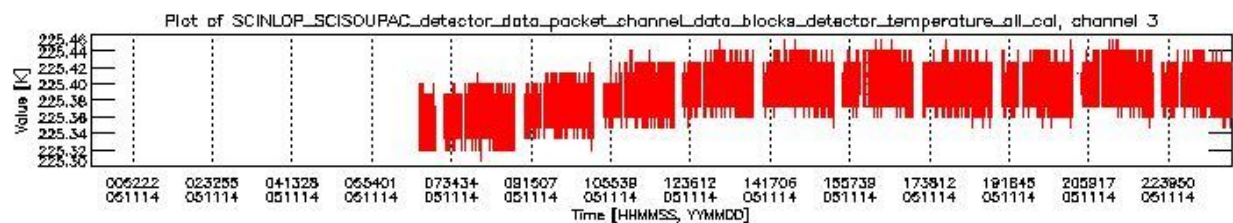
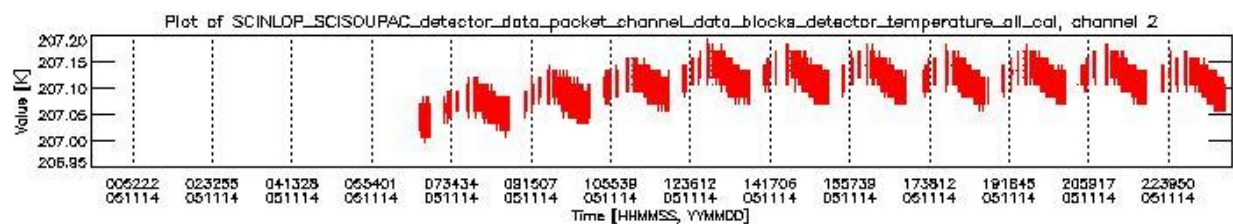
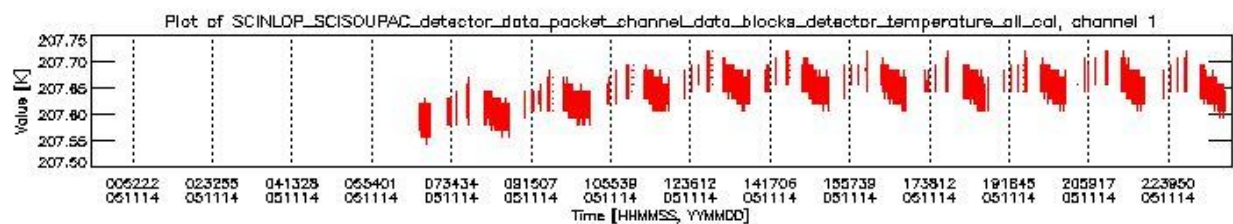
sciamachy_daily_report_level0_PFHS_5_34_N_20051114_1.PNG



sciamachy_daily_report_level0_PFHS_5_34_N_20051114_2.PNG



sciamachy_daily_report_level0_PFHS_5_34_N_20051114_3.PNG



0.3 State monitoring

No instrument tracking information available.

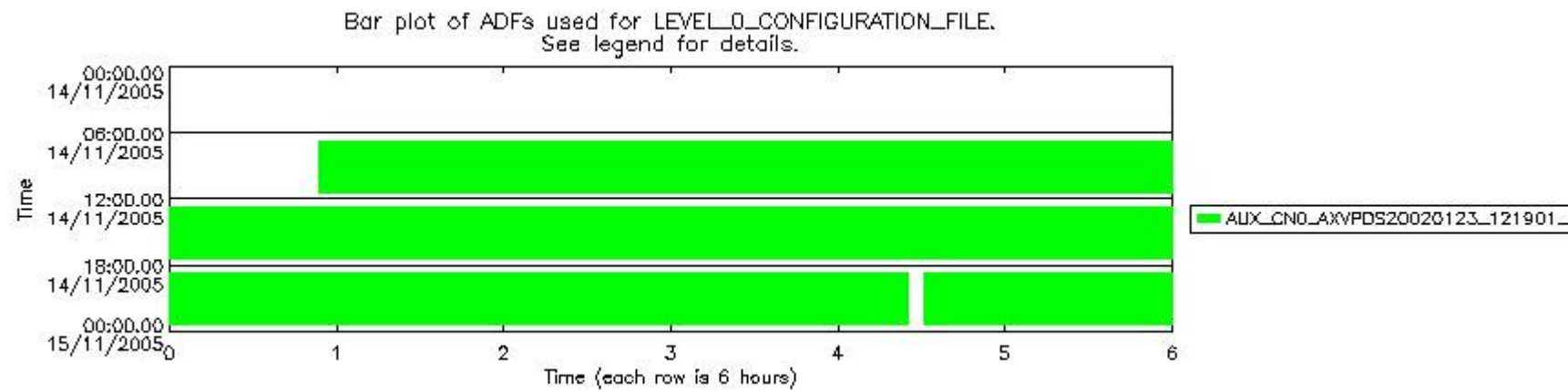
0.4 ADF monitoring

This section shows the (variation in) ADFs used for each of the products. It consists of:

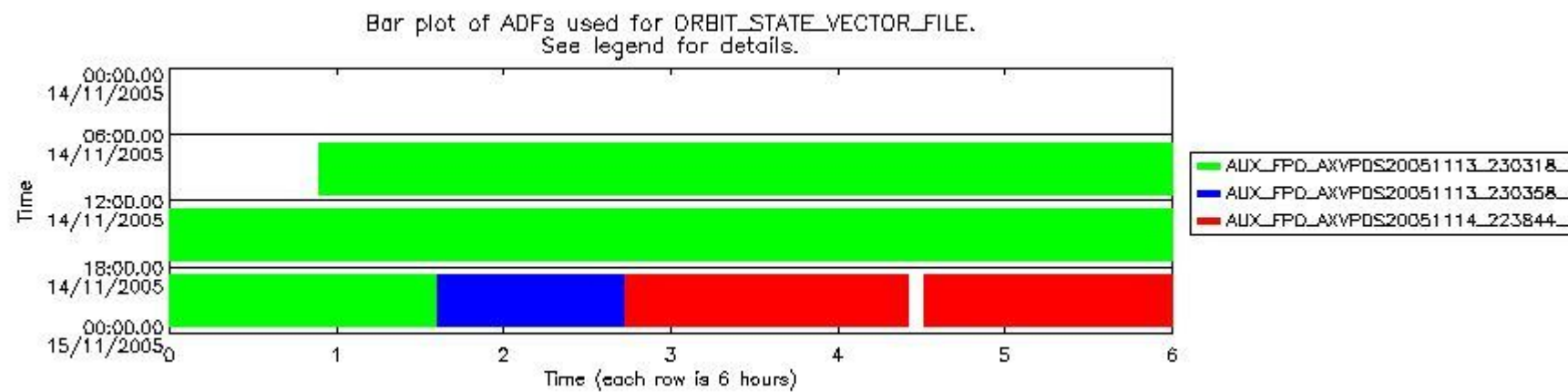
- A table showing which ADFs were used for processing (red values indicate that multiple ADFs of the same type were used)
- Various time line plots, one for each ADF, which show when which ADF was used.

If multiple ADFs of a single type were used, these are marked **red** in the table.

Number	ADF
	CNO (LEVEL_0_CONFIGURATION_FILE)
0	AUX_CNO_AXVPDS20020123_121901_20020101_000000_20200101_000000
	FPO (ORBIT_STATE_VECTOR_FILE)
1	AUX_FPO_AXVPDS20051113_230318_20051113_195021_20051123_211632
2	AUX_FPO_AXVPDS20051113_230358_20051113_195021_20051123_211632
3	AUX_FPO_AXVPDS20051114_223844_20051114_191844_20051124_204455



sciamachy_daily_report_level0_PFHS_5_34_N_20051114_5.PNG



sciamachy_daily_report_level0_PFHS_5_34_N_20051114_6.PNG

