

0. SCIAMACHY Daily Report for level 0 products

[0.1 General Info](#)

[0.2 Product Quality Indicators](#)

[0.3 State monitoring](#)

[0.4 ADF monitoring](#)

0.1 General Info

This report contains a daily analysis on parameters extracted from SCIAMACHY level 0 data (The SCI_NL__0P product).

0.1.1 Report summary

The table below shows general characteristics of the data that are included into this report.

Item	Value
Report version	vdraft_20050403
Time of report generation	25NOV2005 08:36:05
Data source version	PFHS/5.34-N
Processing scope for products	11NOV2005 00:00:00 to 12NOV2005 00:00:00
Start time of first product within scope	10NOV2005 22:56:37
Stop time of last product within scope	11NOV2005 23:59:40
Total number of level 0 products	16
Number of level 0 products with errors	16

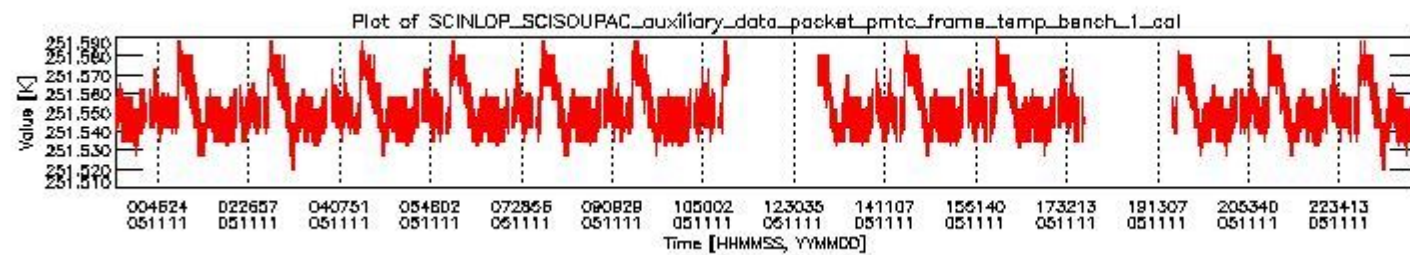
0.1.2 Summary per product

The following table shows a summary for each product used in this report.

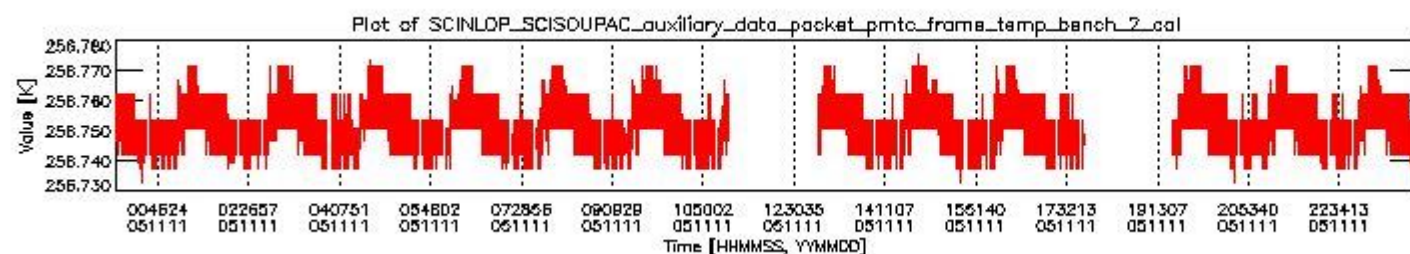
#	Product name	Start time	Stop time	Prod err	ISP err sign	ISP miss sign	ISP disc sign	rs sign
0	SCI_NL__OPNPDE20051110_225637_000056752042_00244_19336_0967.N1	10NOV2005 22:56:37	11NOV2005 00:31:13	1	0	1	0	0
1	SCI_NL__OPNPDE20051111_003714_000056192042_00245_19337_0968.N1	11NOV2005 00:37:14	11NOV2005 02:10:53	1	0	1	0	0
2	SCI_NL__OPNPDE20051111_020944_000046042042_00246_19338_0969.N1	11NOV2005 02:09:44	11NOV2005 03:26:28	1	0	1	0	0
3	SCI_NL__OPNPDE20051111_032533_000061602042_00247_19339_0970.N1	11NOV2005 03:25:33	11NOV2005 05:08:13	1	0	1	0	0
4	SCI_NL__OPNPDE20051111_050813_000060922042_00248_19340_0971.N1	11NOV2005 05:08:13	11NOV2005 06:49:46	1	0	1	0	0
5	SCI_NL__OPNPDK20051111_064850_000039892042_00249_19341_1136.N1	11NOV2005 06:48:50	11NOV2005 07:55:19	1	0	1	0	0
6	SCI_NL__OPNPDK20051111_075411_000062162042_00250_19342_1137.N1	11NOV2005 07:54:11	11NOV2005 09:37:47	1	0	1	0	0
7	SCI_NL__OPNPDK20051111_093543_000061042042_00251_19343_1138.N1	11NOV2005 09:35:43	11NOV2005 11:17:28	1	0	1	0	0
8	SCI_NL__OPNPDK20051111_111632_000060922042_00252_19344_1139.N1	11NOV2005 11:16:32	11NOV2005 12:58:04	1	0	1	0	0
9	SCI_NL__OPNPDK20051111_125655_000059242042_00253_19345_1140.N1	11NOV2005 12:56:55	11NOV2005 14:35:40	1	0	1	0	0
10	SCI_NL__OPNPDK20051111_143444_000058422042_00254_19346_1141.N1	11NOV2005 14:34:44	11NOV2005 16:12:06	1	0	1	0	0
11	SCI_NL__OPNPDK20051111_161206_000059232042_00255_19347_1142.N1	11NOV2005 16:12:06	11NOV2005 17:50:50	1	0	1	0	0
12	SCI_NL__OPNPDK20051111_174954_000060362042_00256_19348_1143.N1	11NOV2005 17:49:54	11NOV2005 19:30:30	1	0	1	0	0
13	SCI_NL__OPNPDK20051111_192935_000060922042_00257_19349_1144.N1	11NOV2005 19:29:35	11NOV2005 21:11:07	1	0	1	0	0
14	SCI_NL__OPNPDE20051111_211011_000041462042_00258_19350_0982.N1	11NOV2005 21:10:11	11NOV2005 22:19:17	1	0	1	0	0
15	SCI_NL__OPNPDE20051111_222506_000056742042_00258_19350_0983.N1	11NOV2005 22:25:06	11NOV2005 23:59:40	1	0	1	0	0

0.2 Product Quality Indicators

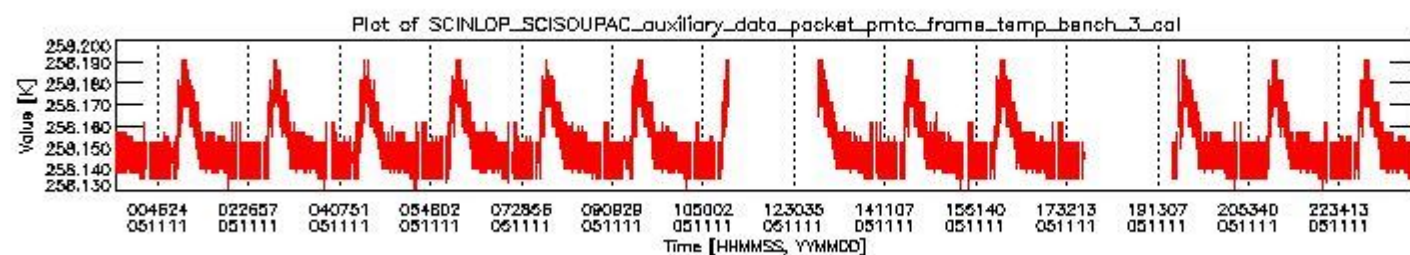
This section shows information about product quality, currently temperatures.



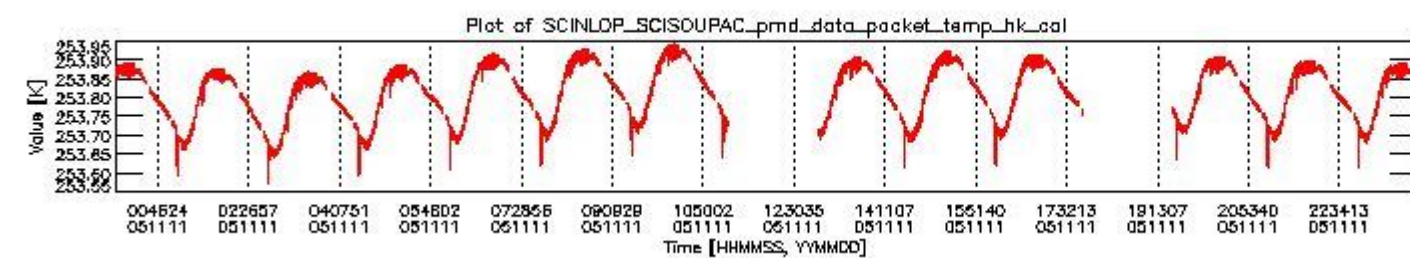
sciamachy_daily_report_level0_PFHS_5_34_N_20051111_0.PNG



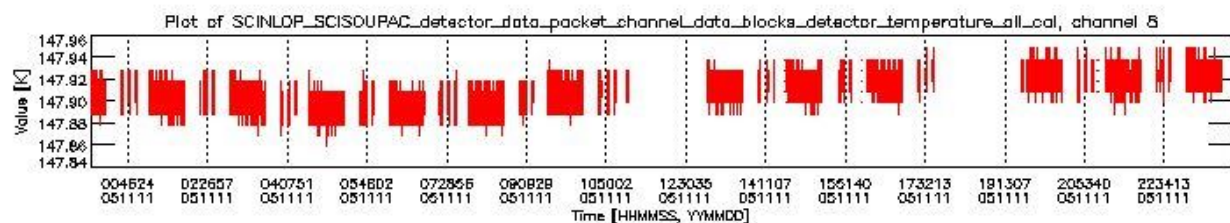
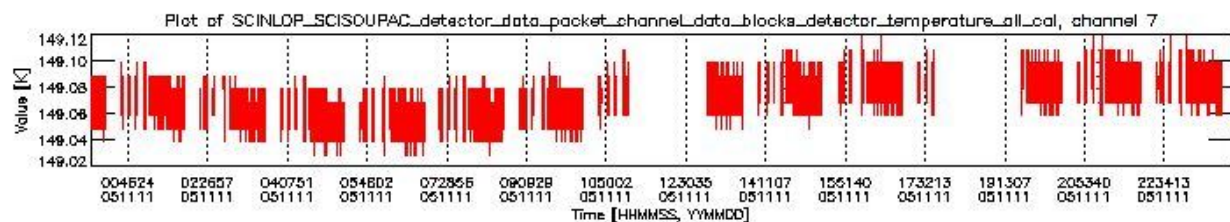
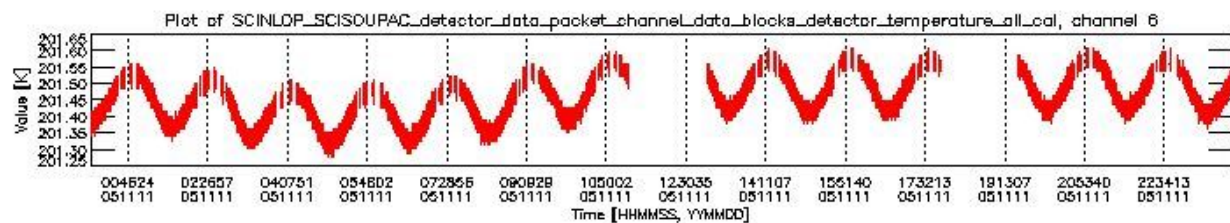
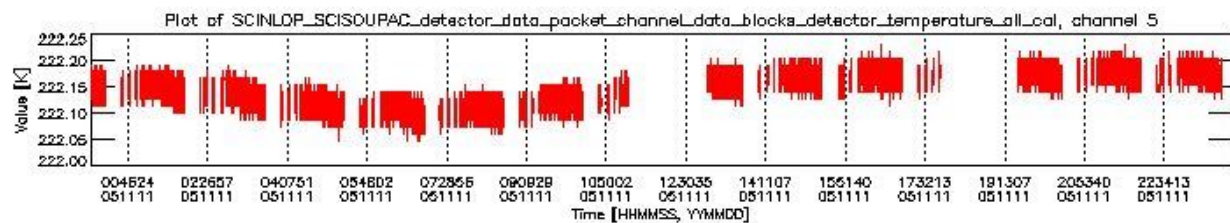
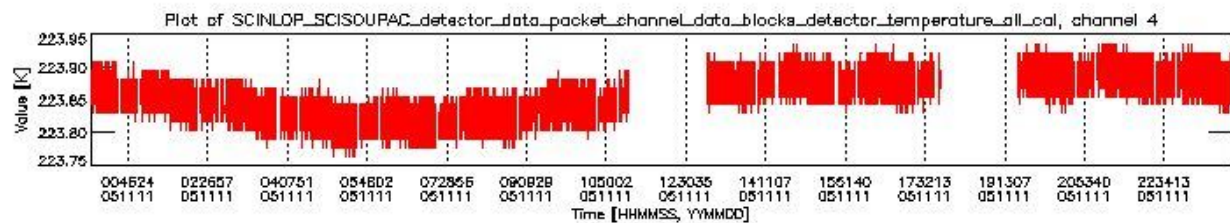
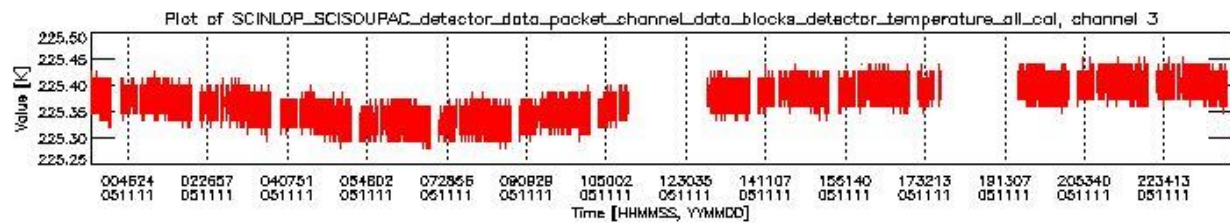
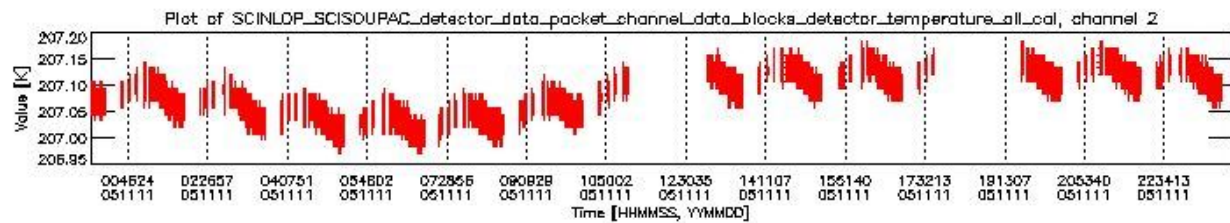
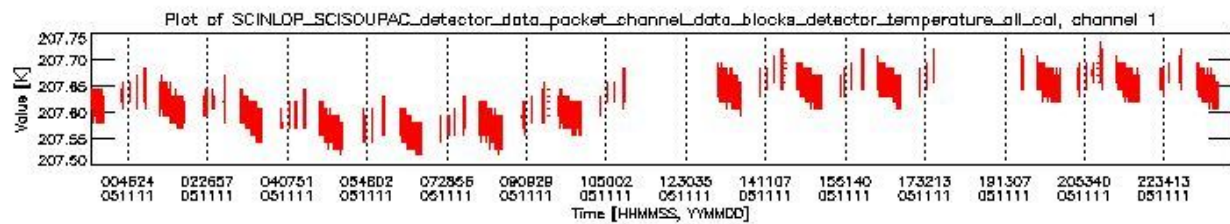
sciamachy_daily_report_level0_PFHS_5_34_N_20051111_1.PNG



sciamachy_daily_report_level0_PFHS_5_34_N_20051111_2.PNG



sciamachy_daily_report_level0_PFHS_5_34_N_20051111_3.PNG



0.3 State monitoring

No instrument tracking information available.

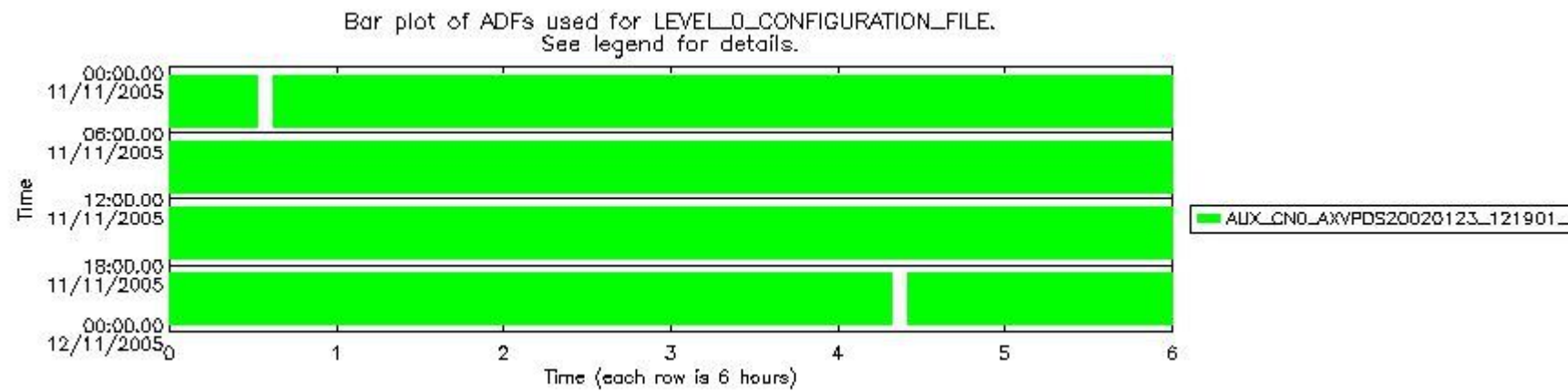
0.4 ADF monitoring

This section shows the (variation in) ADFs used for each of the products. It consists of:

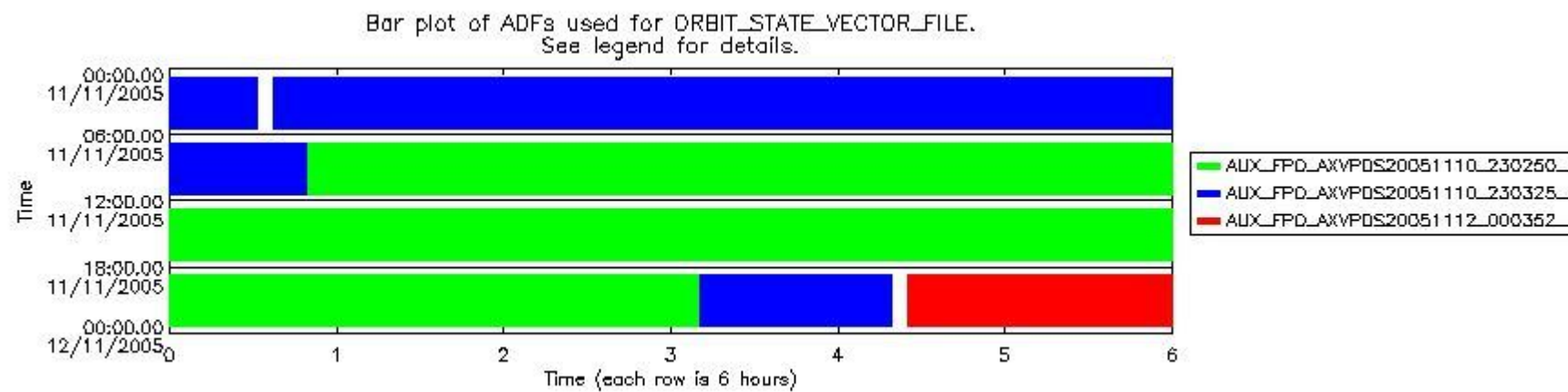
- A table showing which ADFs were used for processing (red values indicate that multiple ADFs of the same type were used)
- Various time line plots, one for each ADF, which show when which ADF was used.

If multiple ADFs of a single type were used, these are marked **red** in the table.

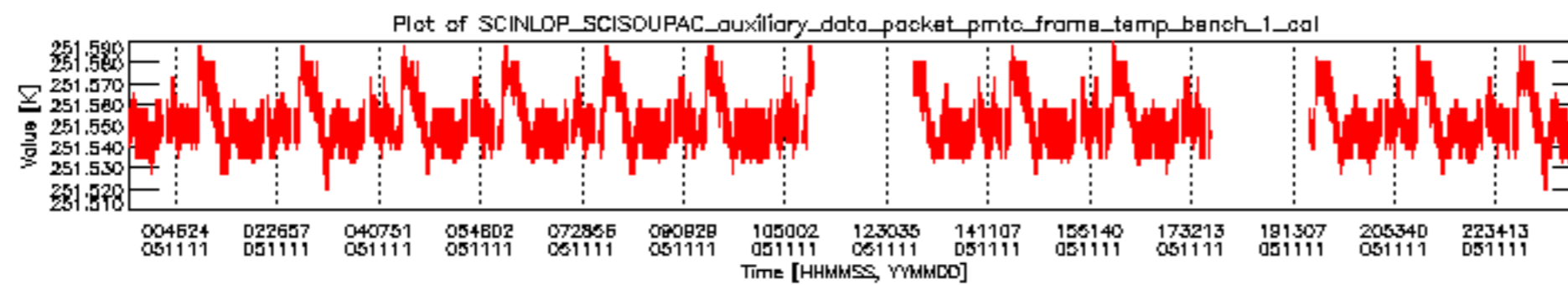
Number	ADF
	CNO (LEVEL_0_CONFIGURATION_FILE)
0	AUX_CNO_AXVPDS20020123_121901_20020101_000000_20200101_000000
	FPO (ORBIT_STATE_VECTOR_FILE)
1	AUX_FPO_AXVPDS20051110_230250_20051110_194436_20051120_211048
2	AUX_FPO_AXVPDS20051110_230325_20051110_194436_20051120_211048
3	AUX_FPO_AXVPDS20051112_000352_20051111_191259_20051121_203911

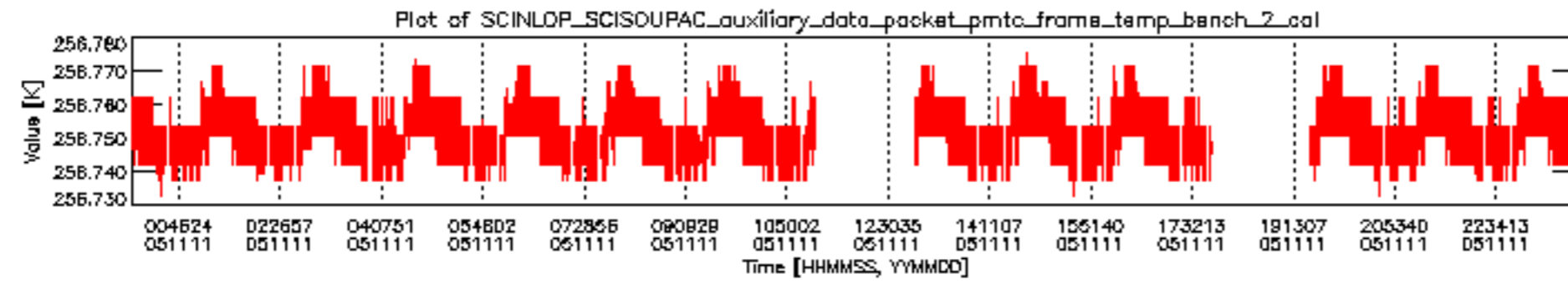


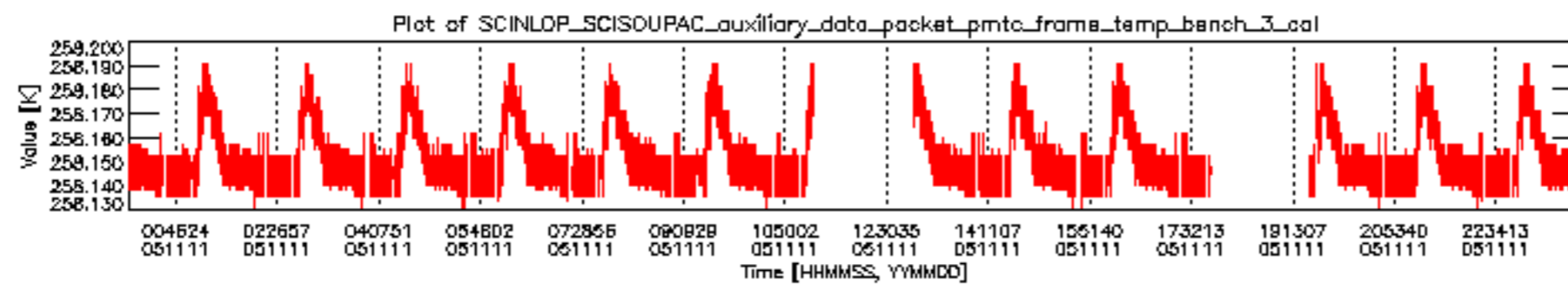
sciamachy_daily_report_level0_PFHS_5_34_N_20051111_5.PNG

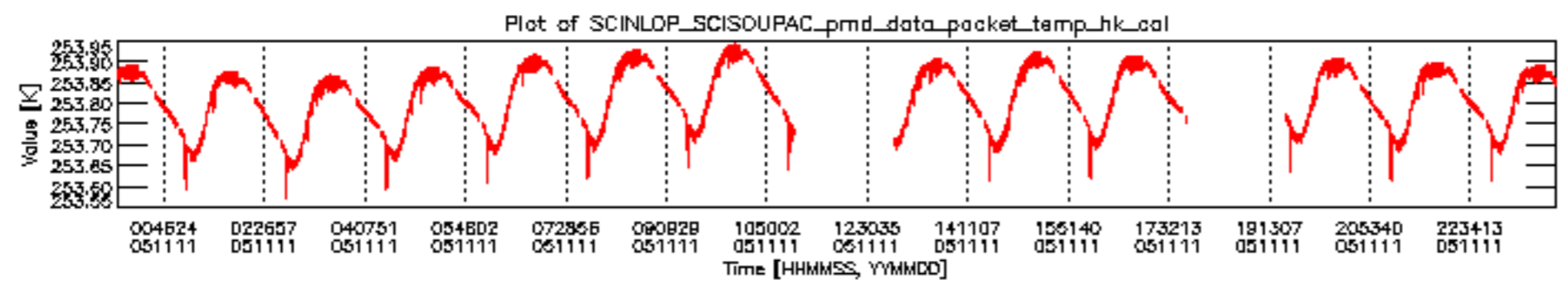


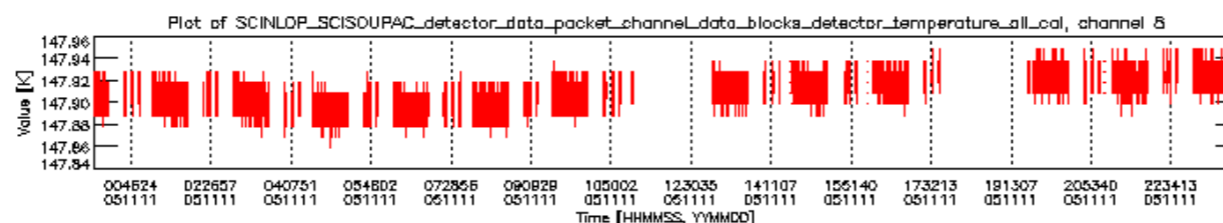
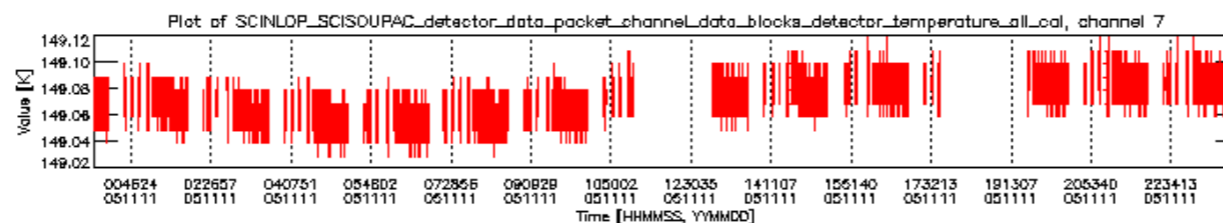
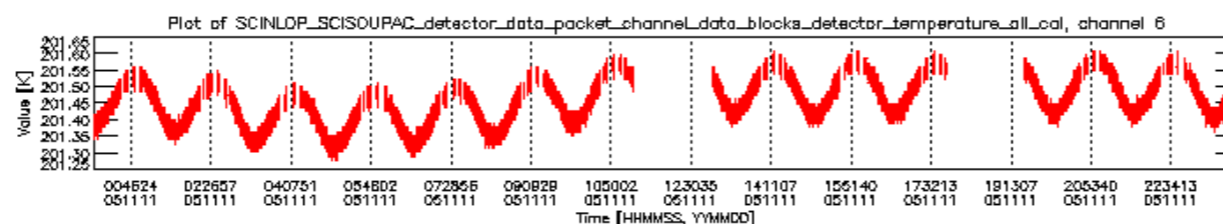
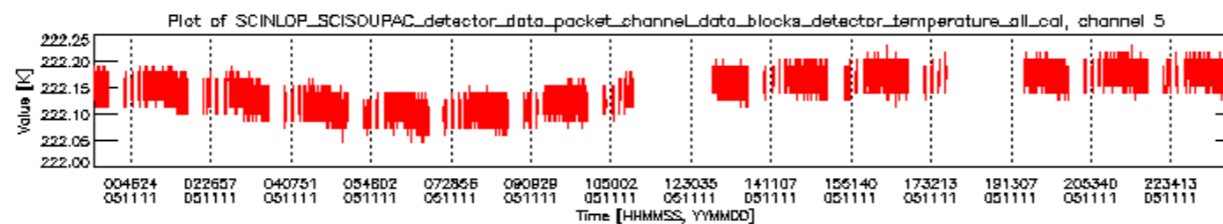
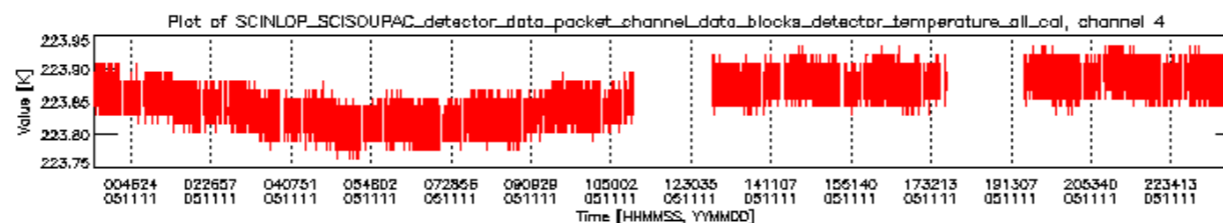
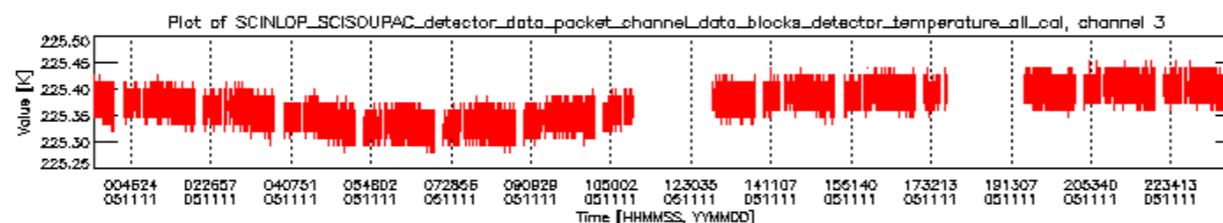
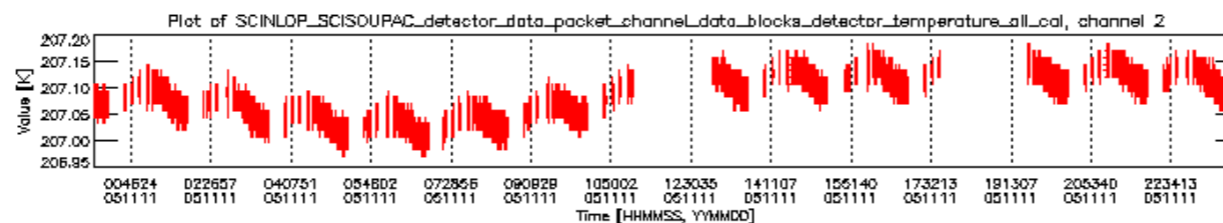
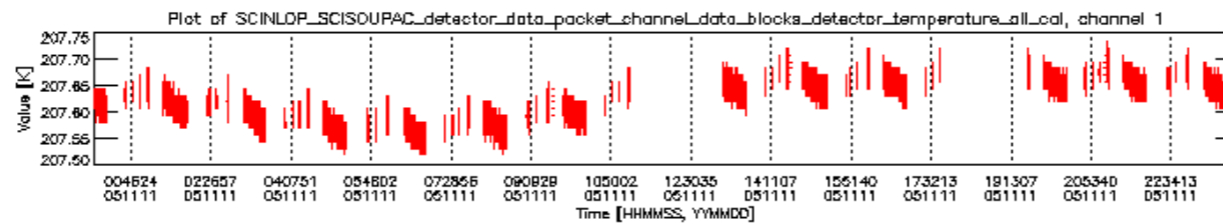
sciamachy_daily_report_level0_PFHS_5_34_N_20051111_6.PNG

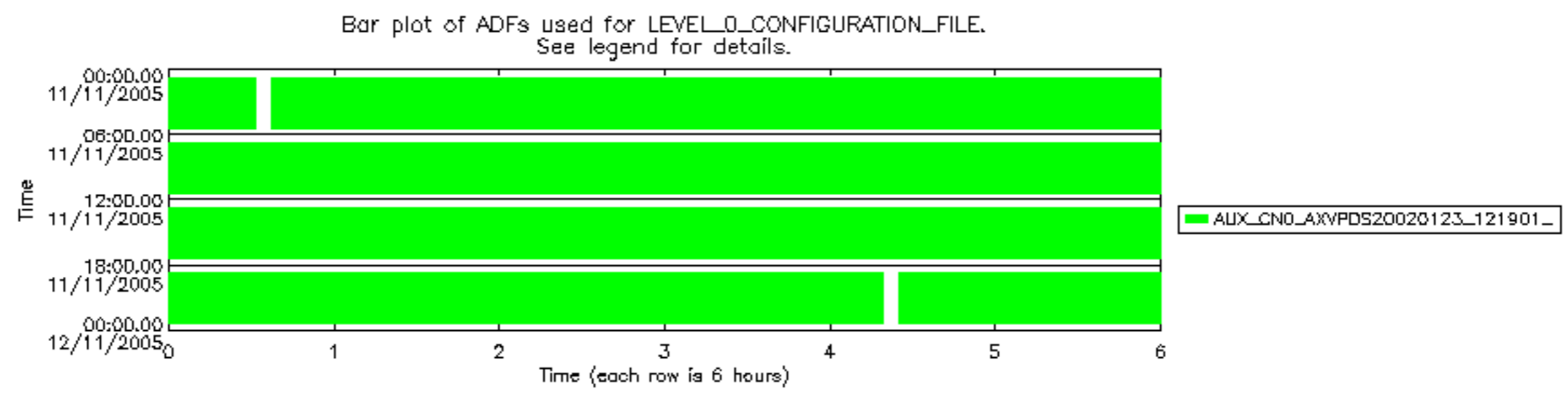












Bar plot of ADFs used for ORBIT_STATE_VECTOR_FILE.
See legend for details.

