

## 0. SCIAMACHY Daily Report for level 0 products

### [0.1 General Info](#)

### [0.2 Product Quality Indicators](#)

### [0.3 State monitoring](#)

### [0.4 ADF monitoring](#)

## 0.1 General Info

This report contains a daily analysis on parameters extracted from SCIAMACHY level 0 data (The SCI\_NL\_\_0P product).

### 0.1.1 Report summary

The table below shows general characteristics of the data that are included into this report.

Item	Value
Report version	vdraft_20050403
Time of report generation	24NOV2005 08:03:30
Data source version	PFHS/5.34-N
Processing scope for products	06NOV2005 00:00:00 to 07NOV2005 00:00:00
Start time of first product within scope	05NOV2005 23:53:39
Stop time of last product within scope	07NOV2005 00:56:57
Total number of level 0 products	16
Number of level 0 products with errors	16

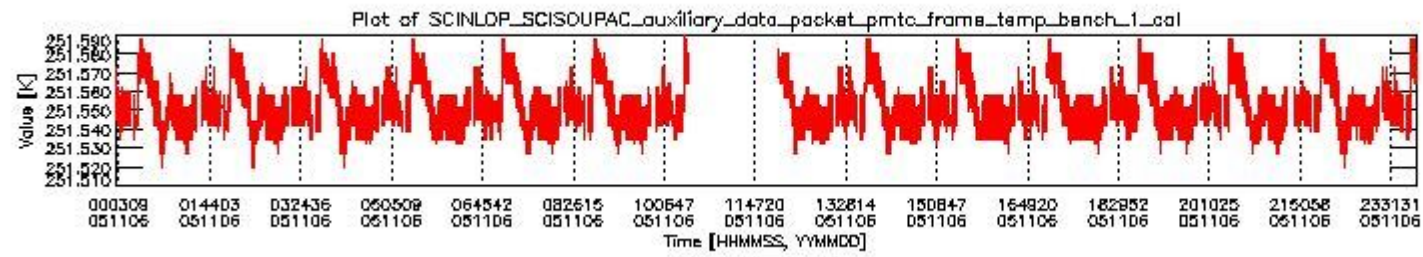
### 0.1.2 Summary per product

The following table shows a summary for each product used in this report.

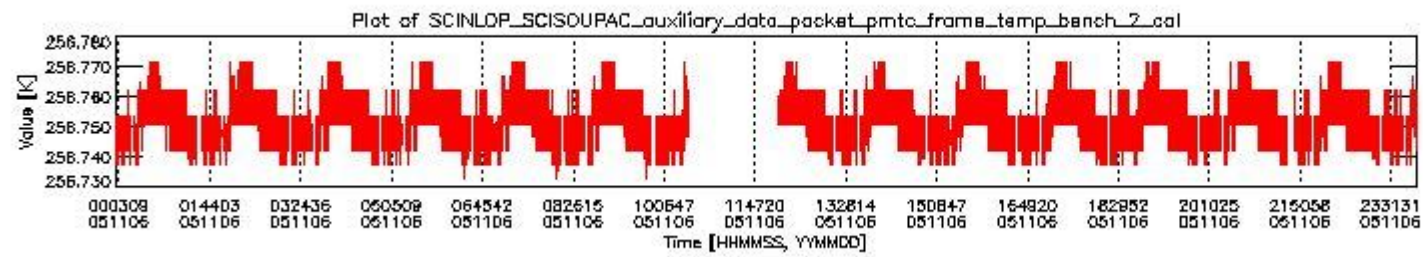
#	Product name	Start time	Stop time	Prod err	ISP err sign	ISP miss sign	ISP disc sign	rs sign
0	SCI_NL__OPNPDE20051105_235339_000056892042_00173_19265_0913.N1	05NOV2005 23:53:39	06NOV2005 01:28:29	1	0	1	0	0
1	SCI_NL__OPNPDE20051106_012829_000044112042_00174_19266_0914.N1	06NOV2005 01:28:29	06NOV2005 02:42:00	1	0	1	0	0
2	SCI_NL__OPNPDE20051106_024200_000062292042_00175_19267_0915.N1	06NOV2005 02:42:00	06NOV2005 04:25:49	1	0	1	0	0
3	SCI_NL__OPNPDE20051106_042440_000060362042_00176_19268_0916.N1	06NOV2005 04:24:40	06NOV2005 06:05:17	1	0	1	0	0
4	SCI_NL__OPNPDK20051106_060517_000040452042_00177_19269_1086.N1	06NOV2005 06:05:17	06NOV2005 07:12:42	1	0	1	0	0
5	SCI_NL__OPNPDK20051106_071146_000062162042_00178_19270_1087.N1	06NOV2005 07:11:46	06NOV2005 08:55:23	1	0	1	0	0
6	SCI_NL__OPNPDK20051106_085414_000059802042_00179_19271_1088.N1	06NOV2005 08:54:14	06NOV2005 10:33:55	1	0	1	0	0
7	SCI_NL__OPNPDK20051106_103259_000060232042_00180_19272_1089.N1	06NOV2005 10:32:59	06NOV2005 12:13:22	1	1	1	0	0
8	SCI_NL__OPNPDK20051106_121227_000060362042_00181_19273_1090.N1	06NOV2005 12:12:27	06NOV2005 13:53:03	1	0	1	0	0
9	SCI_NL__OPNPDK20051106_135207_000057862042_00182_19274_1091.N1	06NOV2005 13:52:07	06NOV2005 15:28:34	1	0	1	0	0
10	SCI_NL__OPNPDK20051106_152834_000060362042_00183_19275_1092.N1	06NOV2005 15:28:34	06NOV2005 17:09:10	1	0	1	0	0
11	SCI_NL__OPNPDK20051106_170717_000056652042_00184_19276_1093.N1	06NOV2005 17:07:17	06NOV2005 18:41:43	1	0	1	0	0
12	SCI_NL__OPNPDK20051106_184143_000059962042_00185_19277_1094.N1	06NOV2005 18:41:43	06NOV2005 20:21:40	1	0	1	0	0
13	SCI_NL__OPNPDE20051106_202638_000041462042_00186_19278_0924.N1	06NOV2005 20:26:38	06NOV2005 21:35:44	1	0	1	0	0
14	SCI_NL__OPNPDE20051106_214428_000055002042_00186_19278_0925.N1	06NOV2005 21:44:28	06NOV2005 23:16:08	1	0	1	0	0
15	SCI_NL__OPNPDE20051106_232208_000056882042_00187_19279_0926.N1	06NOV2005 23:22:08	07NOV2005 00:56:57	1	0	1	0	0

## 0.2 Product Quality Indicators

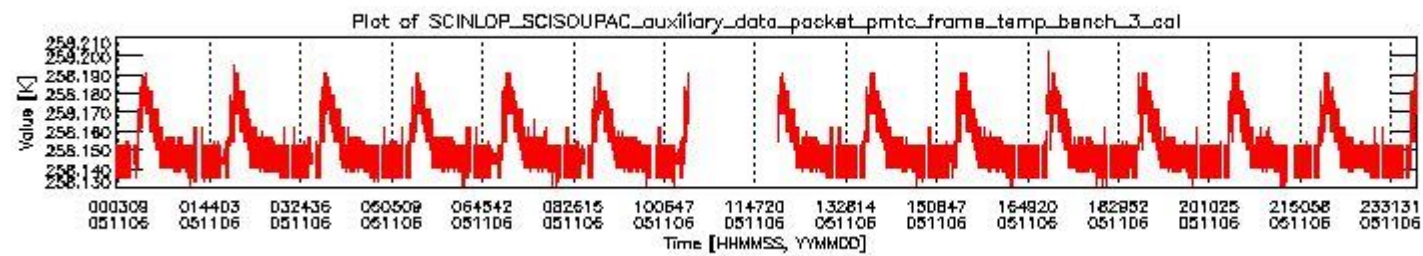
This section shows information about product quality, currently temperatures.



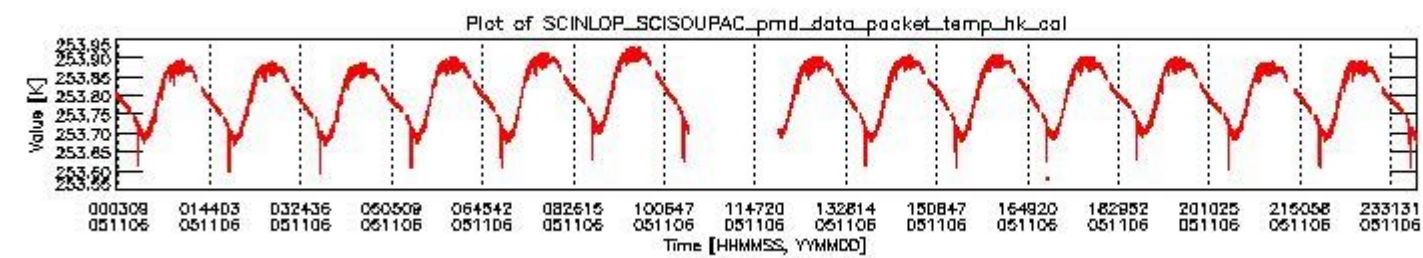
sciamachy\_daily\_report\_level0\_PFHS\_5\_34\_N\_20051106\_0.PNG



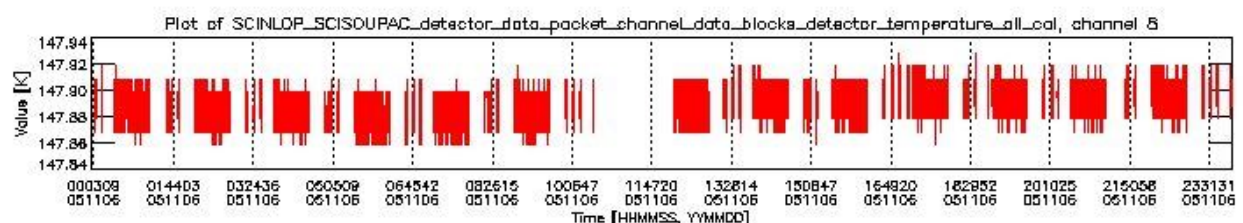
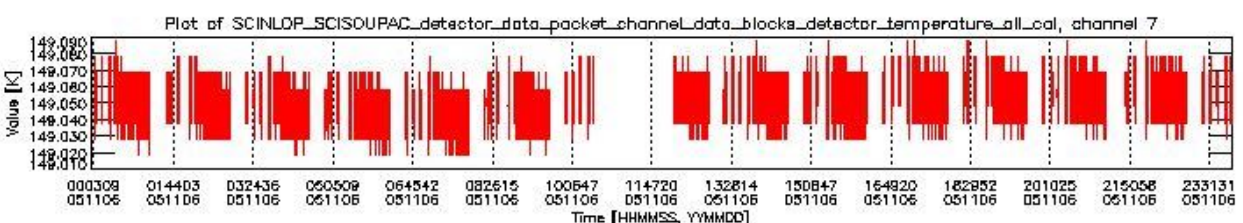
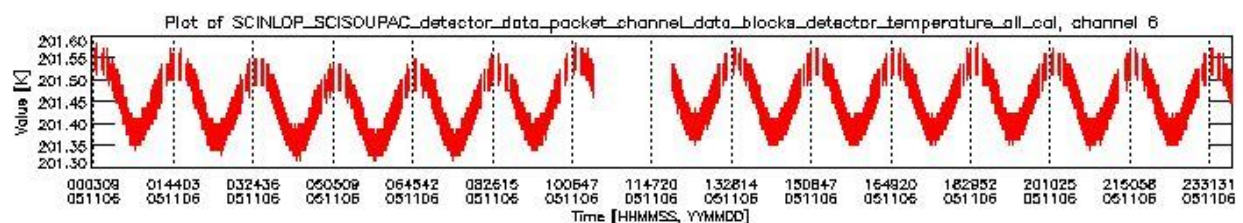
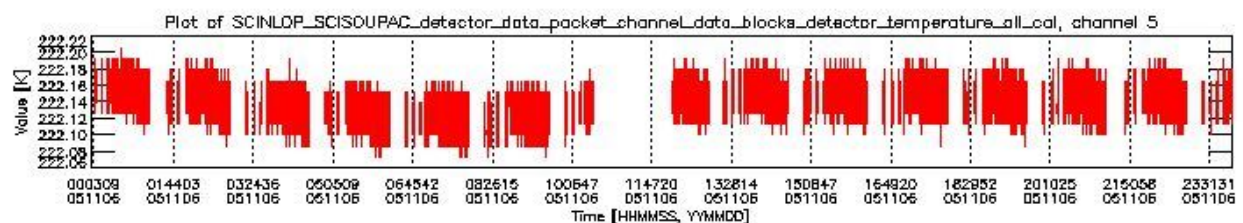
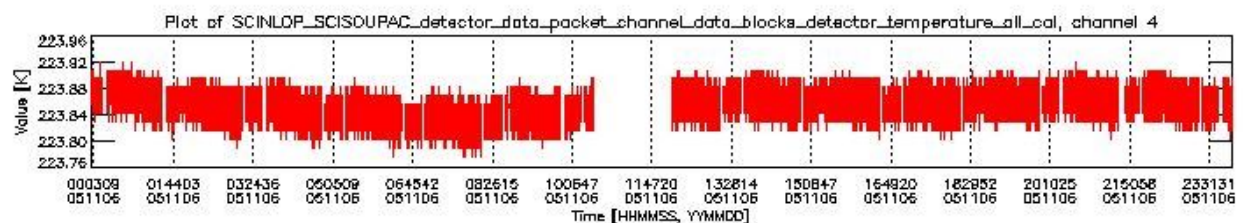
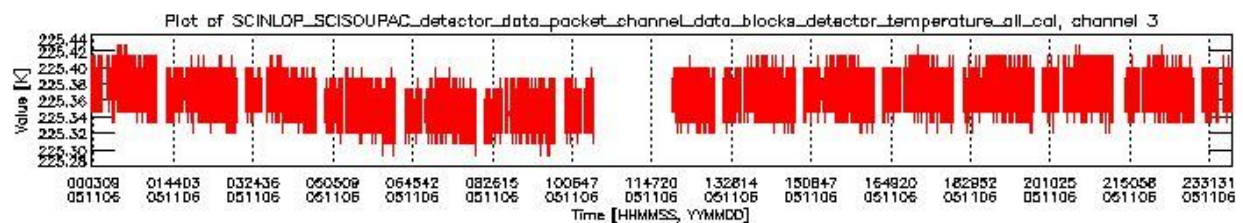
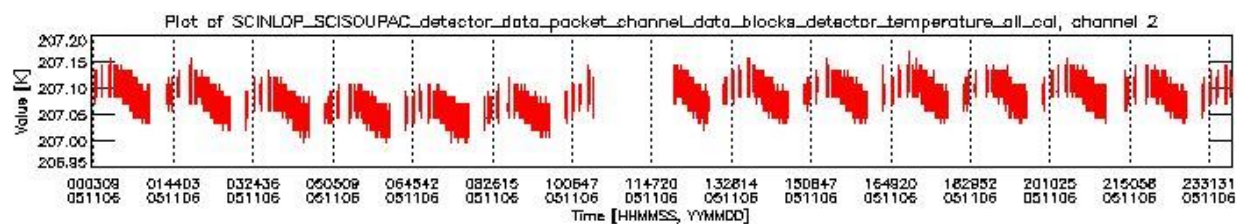
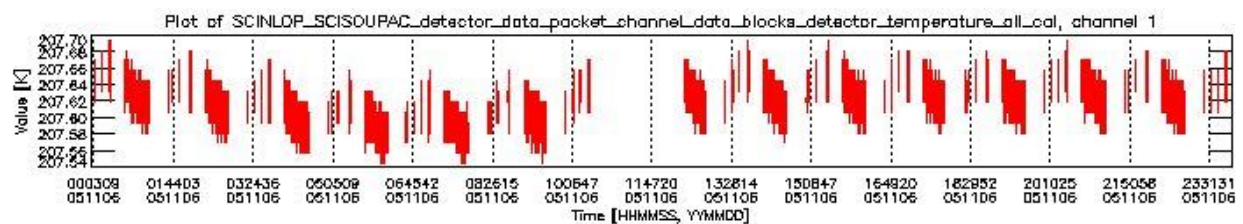
sciamachy\_daily\_report\_level0\_PFHS\_5\_34\_N\_20051106\_1.PNG



sciamachy\_daily\_report\_level0\_PFHS\_5\_34\_N\_20051106\_2.PNG



sciamachy\_daily\_report\_level0\_PFHS\_5\_34\_N\_20051106\_3.PNG



### 0.3 State monitoring

No instrument tracking information available.

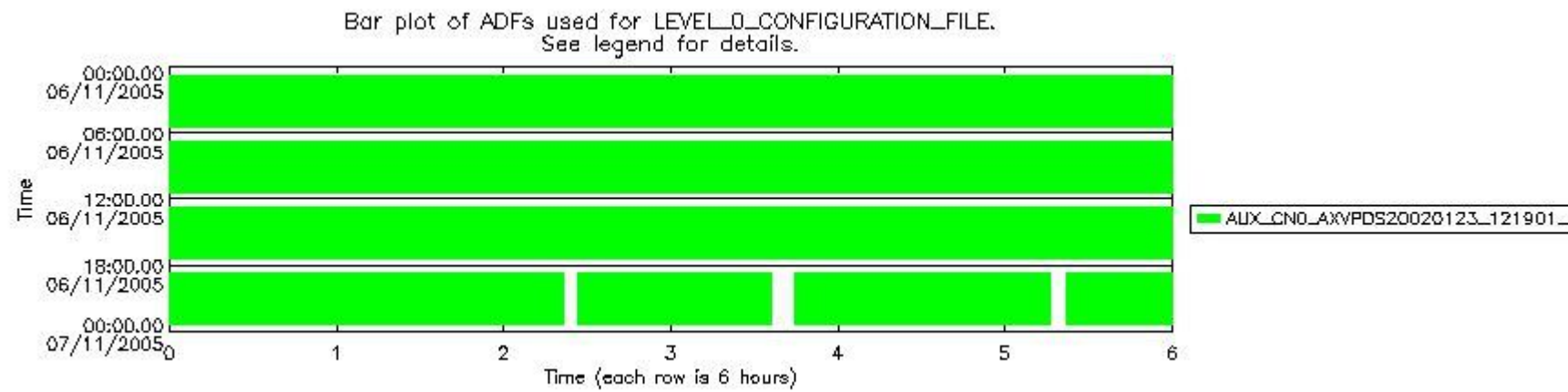
### 0.4 ADF monitoring

This section shows the (variation in) ADFs used for each of the products. It consists of:

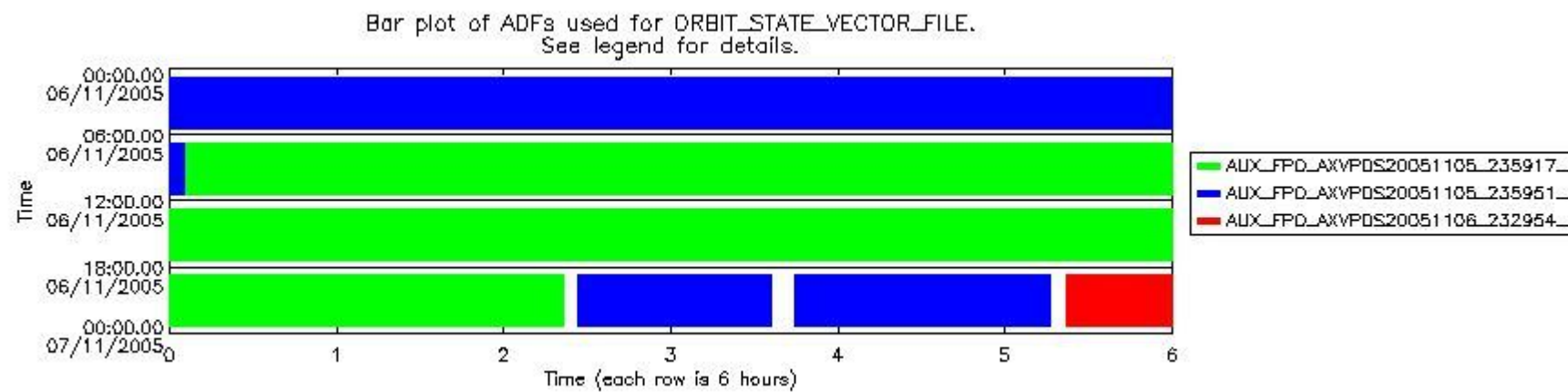
- A table showing which ADFs were used for processing (red values indicate that multiple ADFs of the same type were used)
- Various time line plots, one for each ADF, which show when which ADF was used.

If multiple ADFs of a single type were used, these are marked **red** in the table.

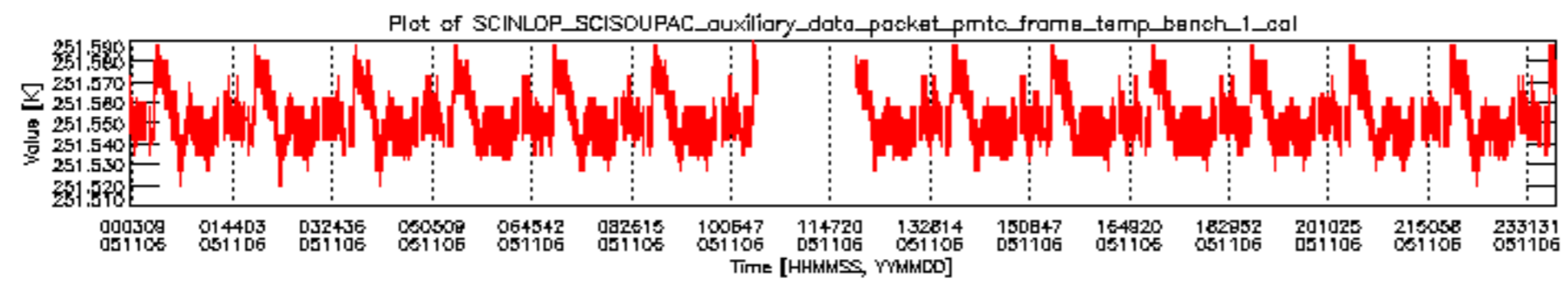
Number	ADF
	<b>CNO (LEVEL_0_CONFIGURATION_FILE)</b>
0	AUX_CNO_AXVPDS20020123_121901_20020101_000000_20200101_000000
	<b>FPO (ORBIT_STATE_VECTOR_FILE)</b>
1	AUX_FPO_AXVPDS20051105_235917_20051105_190130_20051115_202742
2	AUX_FPO_AXVPDS20051105_235951_20051105_190130_20051115_202742
3	AUX_FPO_AXVPDS20051106_232954_20051106_182953_20051116_213641

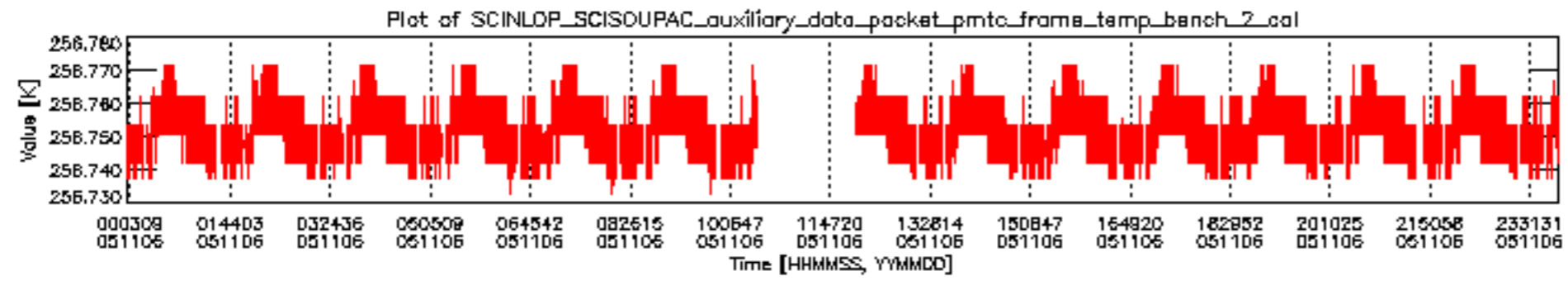


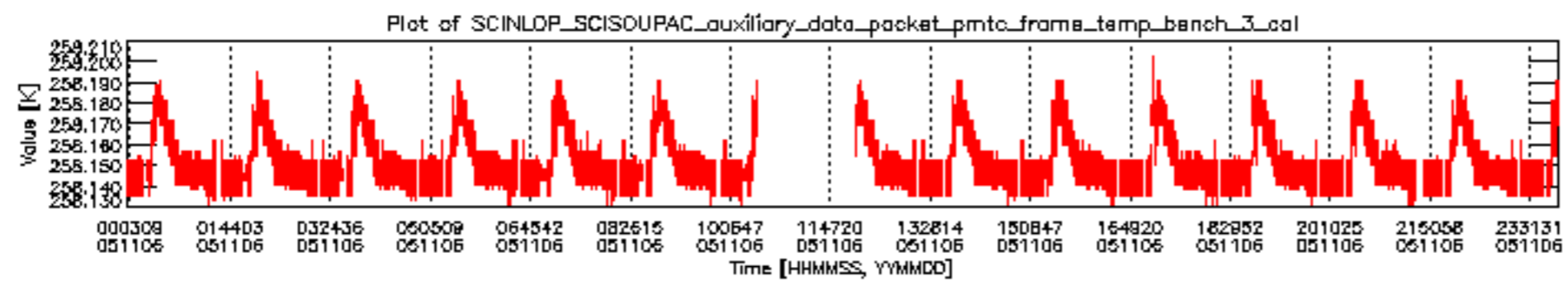
sciamachy\_daily\_report\_level0\_PFHS\_5\_34\_N\_20051106\_5.PNG

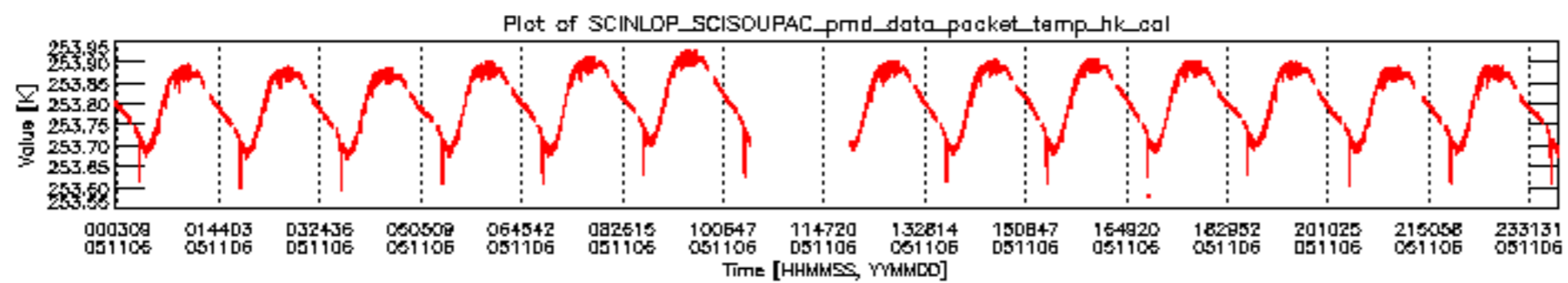


sciamachy\_daily\_report\_level0\_PFHS\_5\_34\_N\_20051106\_6.PNG

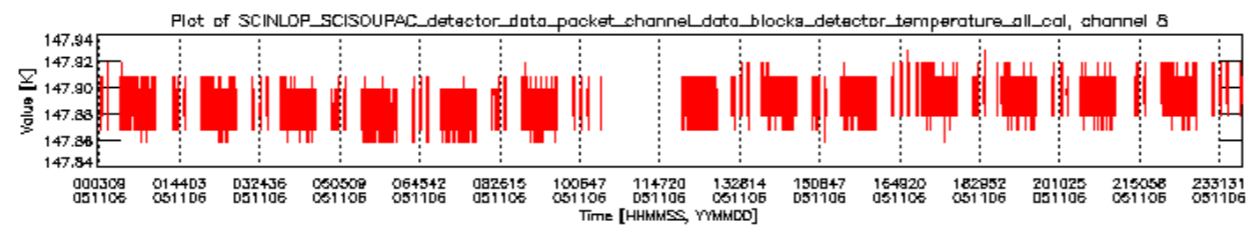
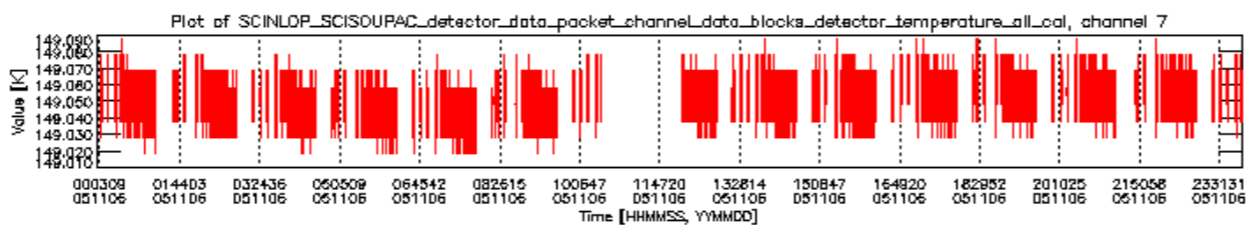
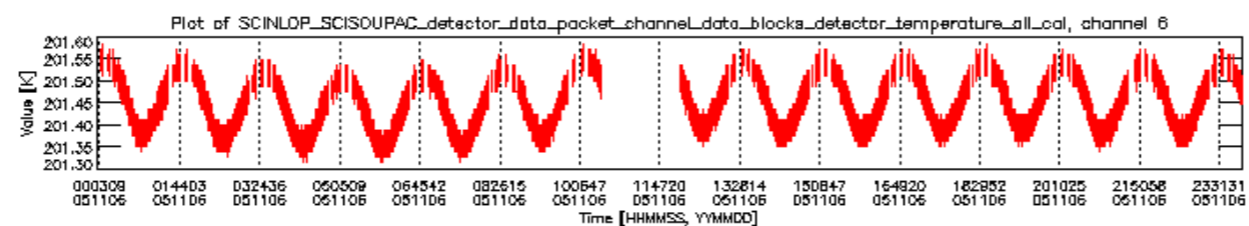
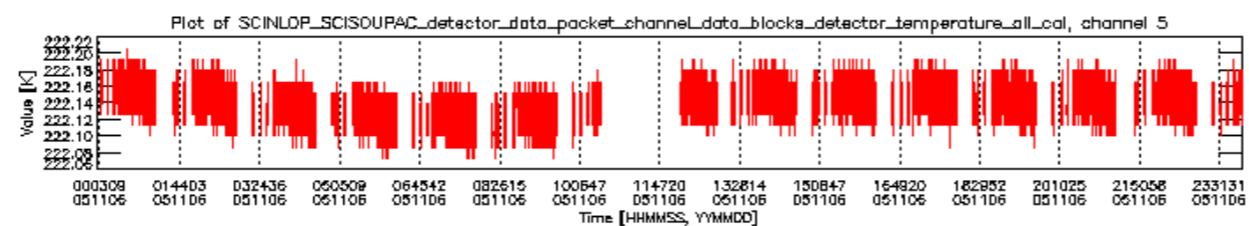
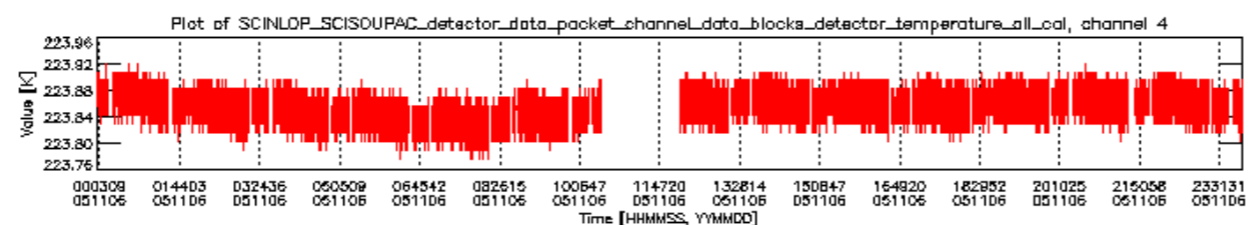
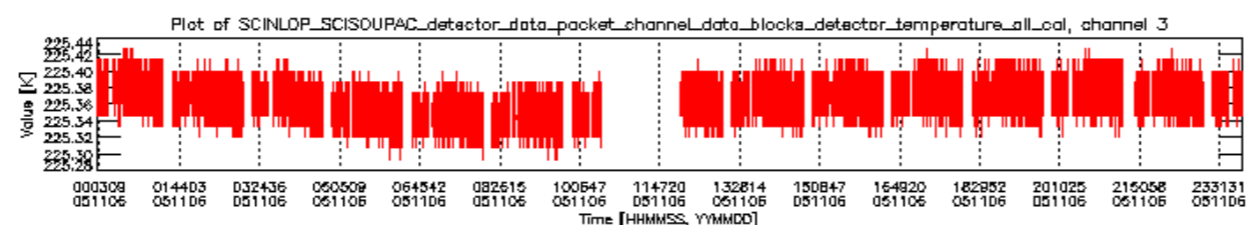
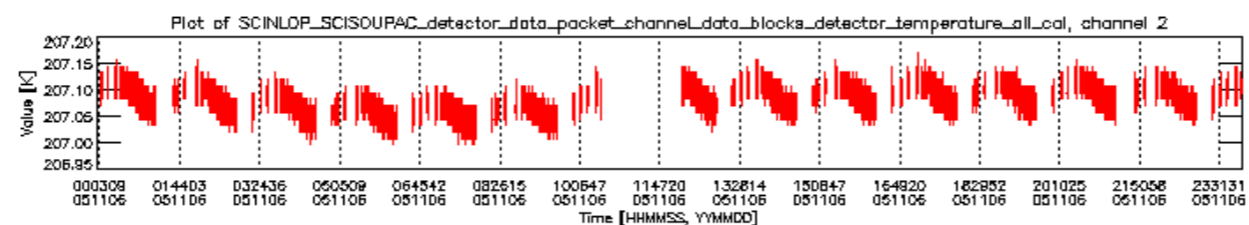
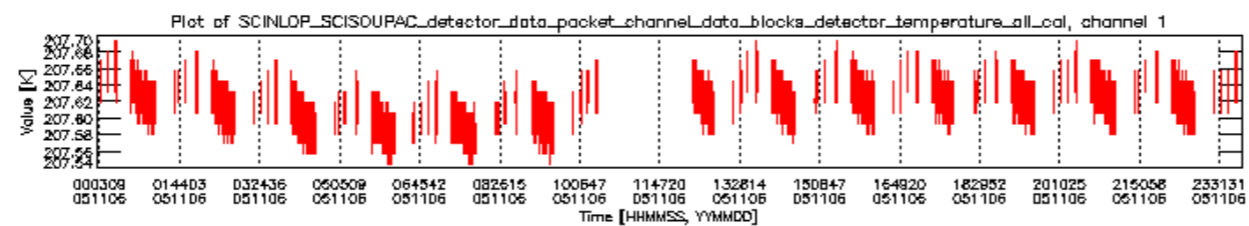


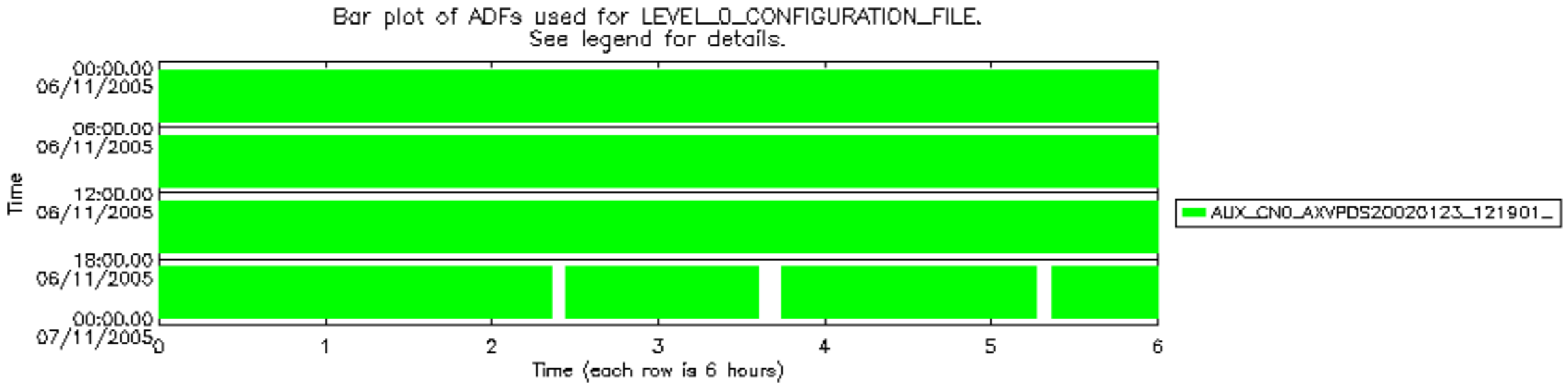












Bar plot of ADFs used for ORBIT\_STATE\_VECTOR\_FILE.  
See legend for details.

