

0. SCIAMACHY Daily Report for level 0 products

[0.1 General Info](#)

[0.2 Product Quality Indicators](#)

[0.3 State monitoring](#)

[0.4 ADF monitoring](#)

0.1 General Info

This report contains a daily analysis on parameters extracted from SCIAMACHY level 0 data (The SCI_NL__0P product).

0.1.1 Report summary

The table below shows general characteristics of the data that are included into this report.

| Item | Value |
|--|--|
| Report version | vdraft_20050403 |
| Time of report generation | 09NOV2005 02:28:00 |
| Data source version | PFHS/5.34-N |
| Processing scope for products | 05NOV2005 00:00:00 to 06NOV2005 00:00:00 |
| Start time of first product within scope | 04NOV2005 22:44:35 |
| Stop time of last product within scope | 06NOV2005 01:28:29 |
| Total number of level 0 products | 17 |
| Number of level 0 products with errors | 17 |

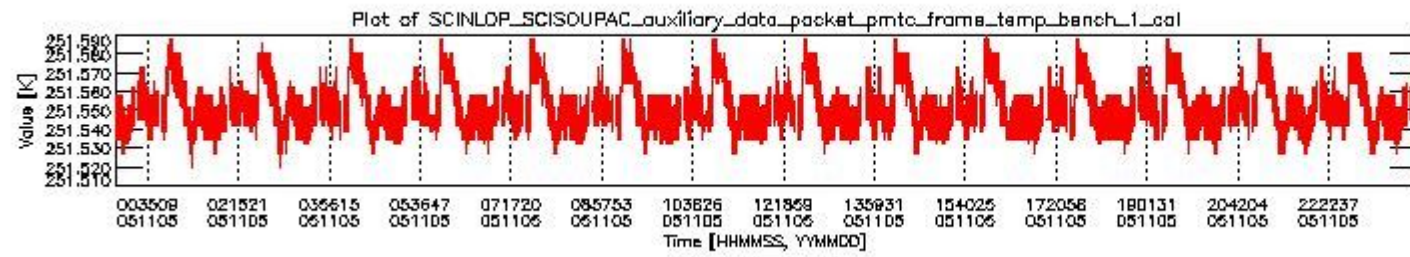
0.1.2 Summary per product

The following table shows a summary for each product used in this report.

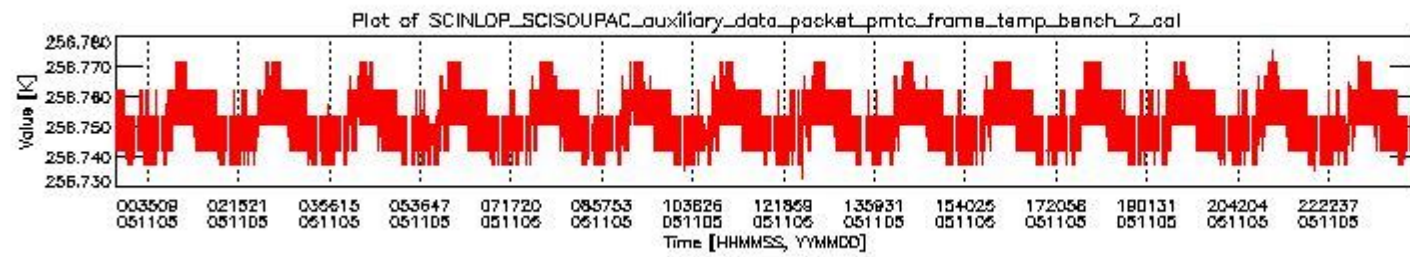
| # | Product name | Start time | Stop time | Prod err | ISP err sign | ISP miss sign | ISP disc sign | rs sign |
|----|--|--------------------|--------------------|----------|--------------|---------------|---------------|---------|
| 0 | SCI_NL__OPNPDE20051104_224435_000056762042_00158_19250_0902.N1 | 04NOV2005 22:44:35 | 05NOV2005 00:19:11 | 1 | 0 | 1 | 0 | 0 |
| 1 | SCI_NL__OPNPDE20051105_002511_000056892042_00159_19251_0903.N1 | 05NOV2005 00:25:11 | 05NOV2005 02:00:00 | 1 | 0 | 1 | 0 | 0 |
| 2 | SCI_NL__OPNPDE20051105_015852_000044792042_00160_19252_0904.N1 | 05NOV2005 01:58:52 | 05NOV2005 03:13:31 | 1 | 0 | 1 | 0 | 0 |
| 3 | SCI_NL__OPNPDE20051105_031331_000062292042_00161_19253_0905.N1 | 05NOV2005 03:13:31 | 05NOV2005 04:57:21 | 1 | 0 | 1 | 0 | 0 |
| 4 | SCI_NL__OPNPDE20051105_045612_000060362042_00162_19254_0906.N1 | 05NOV2005 04:56:12 | 05NOV2005 06:36:48 | 1 | 0 | 1 | 0 | 0 |
| 5 | SCI_NL__OPNPDK20051105_063648_000040452042_00163_19255_1073.N1 | 05NOV2005 06:36:48 | 05NOV2005 07:44:14 | 1 | 0 | 1 | 0 | 0 |
| 6 | SCI_NL__OPNPDK20051105_074318_000060922042_00164_19256_1074.N1 | 05NOV2005 07:43:18 | 05NOV2005 09:24:50 | 1 | 0 | 1 | 0 | 0 |
| 7 | SCI_NL__OPNPDK20051105_092342_000061042042_00165_19257_1075.N1 | 05NOV2005 09:23:42 | 05NOV2005 11:05:26 | 1 | 0 | 1 | 0 | 0 |
| 8 | SCI_NL__OPNPDK20051105_110431_000060232042_00166_19258_1076.N1 | 05NOV2005 11:04:31 | 05NOV2005 12:44:54 | 1 | 0 | 1 | 0 | 0 |
| 9 | SCI_NL__OPNPDK20051105_124302_000060922042_00167_19259_1077.N1 | 05NOV2005 12:43:02 | 05NOV2005 14:24:35 | 1 | 0 | 1 | 0 | 0 |
| 10 | SCI_NL__OPNPDK20051105_142339_000057862042_00168_19260_1078.N1 | 05NOV2005 14:23:39 | 05NOV2005 16:00:05 | 1 | 0 | 1 | 0 | 0 |
| 11 | SCI_NL__OPNPDK20051105_160005_000058112042_00169_19261_1079.N1 | 05NOV2005 16:00:05 | 05NOV2005 17:36:57 | 1 | 0 | 1 | 0 | 0 |
| 12 | SCI_NL__OPNPDK20051105_173657_000057772042_00170_19262_1080.N1 | 05NOV2005 17:36:57 | 05NOV2005 19:13:15 | 1 | 0 | 1 | 0 | 0 |
| 13 | SCI_NL__OPNPDK20051105_191231_000060402042_00171_19263_1081.N1 | 05NOV2005 19:12:31 | 05NOV2005 20:53:11 | 1 | 0 | 1 | 0 | 0 |
| 14 | SCI_NL__OPNPDE20051105_205311_000044442042_00172_19264_0911.N1 | 05NOV2005 20:53:11 | 05NOV2005 22:07:16 | 1 | 0 | 1 | 0 | 0 |
| 15 | SCI_NL__OPNPDE20051105_220716_000060232042_00172_19264_0912.N1 | 05NOV2005 22:07:16 | 05NOV2005 23:47:40 | 1 | 0 | 1 | 0 | 0 |
| 16 | SCI_NL__OPNPDE20051105_235339_000056892042_00173_19265_0913.N1 | 05NOV2005 23:53:39 | 06NOV2005 01:28:29 | 1 | 0 | 1 | 0 | 0 |

0.2 Product Quality Indicators

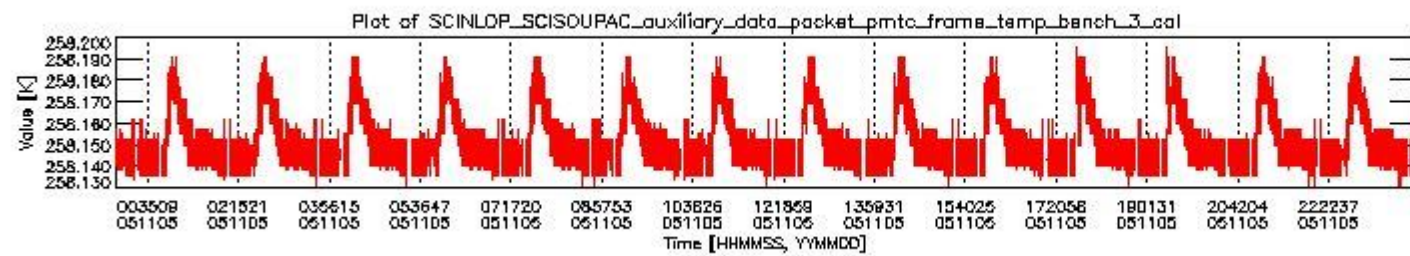
This section shows information about product quality, currently temperatures.



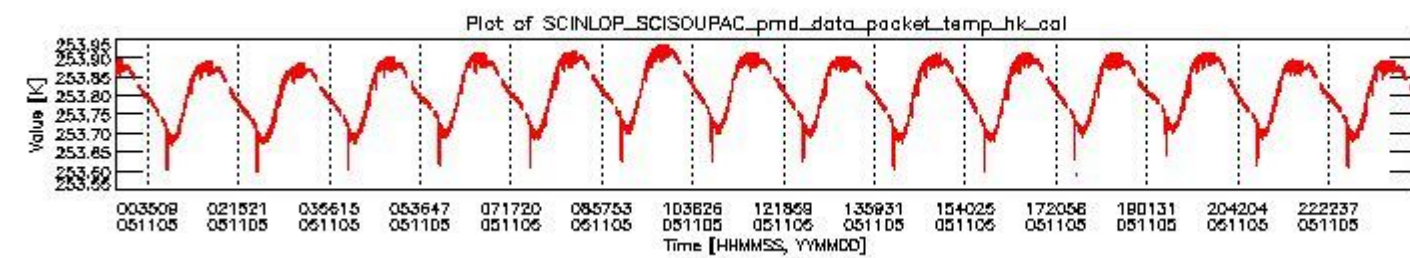
sciamachy_daily_report_level0_PFHS_5_34_N_20051105_0.PNG



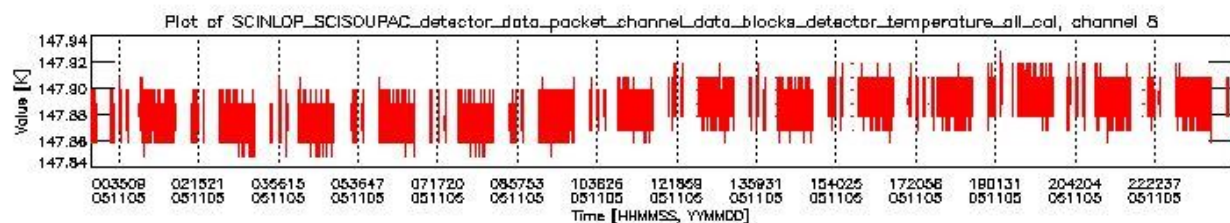
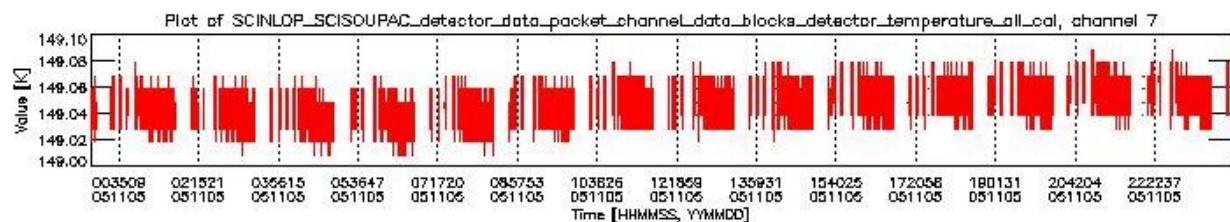
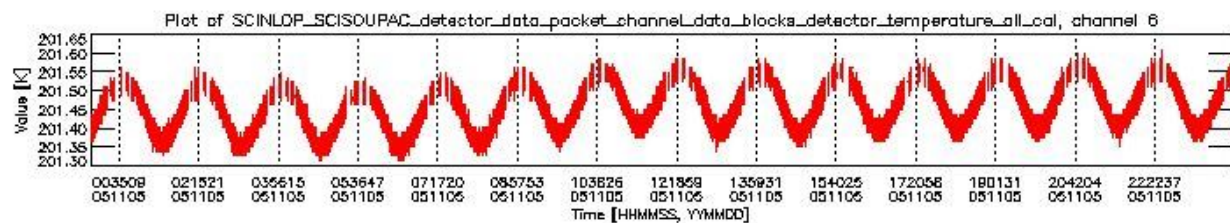
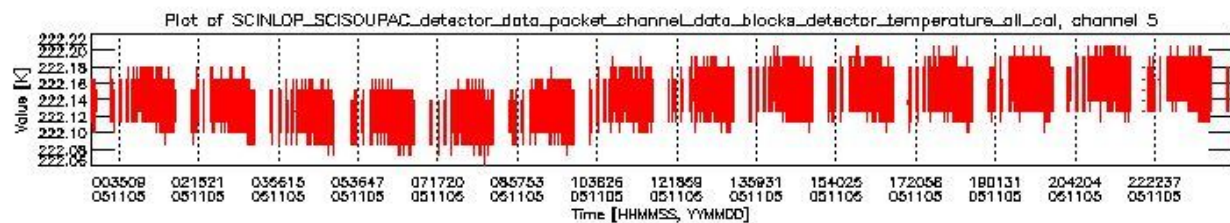
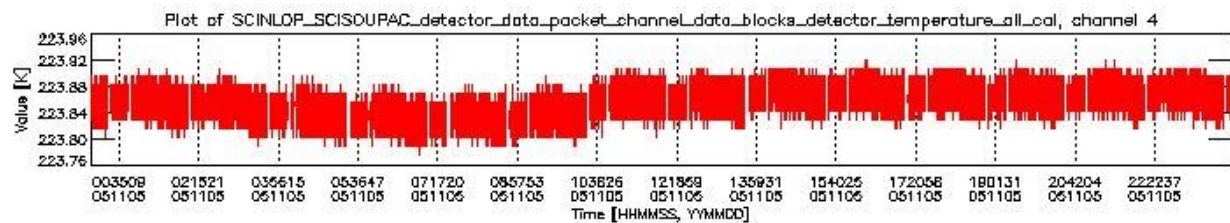
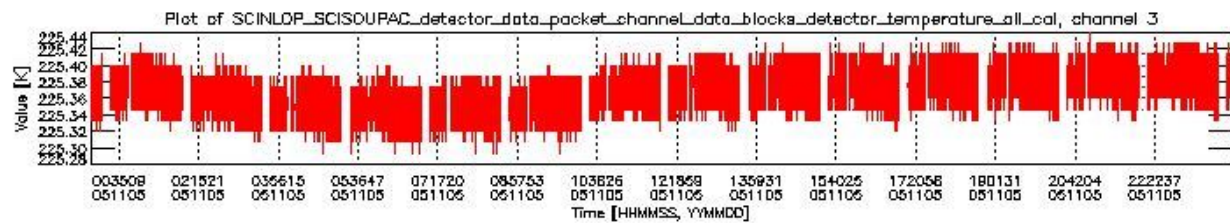
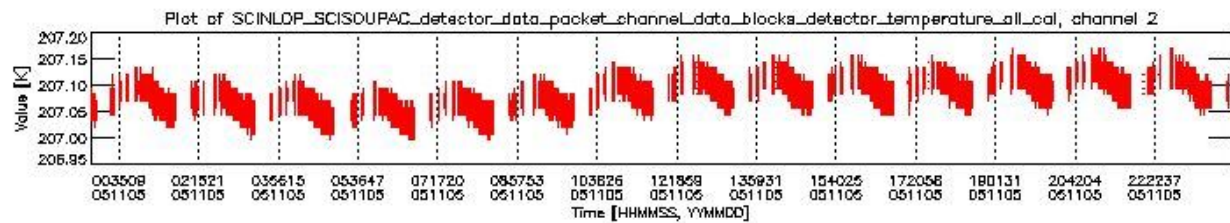
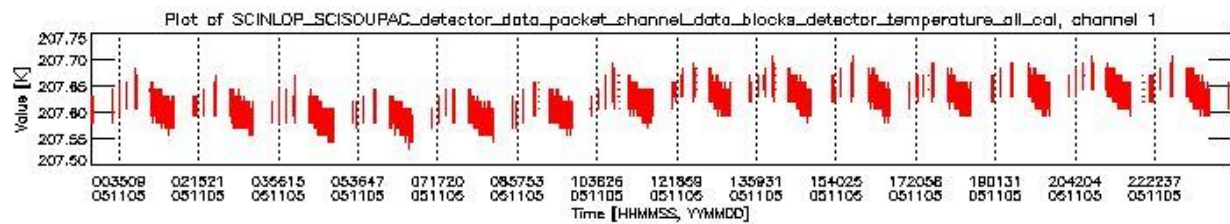
sciamachy_daily_report_level0_PFHS_5_34_N_20051105_1.PNG



sciamachy_daily_report_level0_PFHS_5_34_N_20051105_2.PNG



sciamachy_daily_report_level0_PFHS_5_34_N_20051105_3.PNG



0.3 State monitoring

No instrument tracking information available.

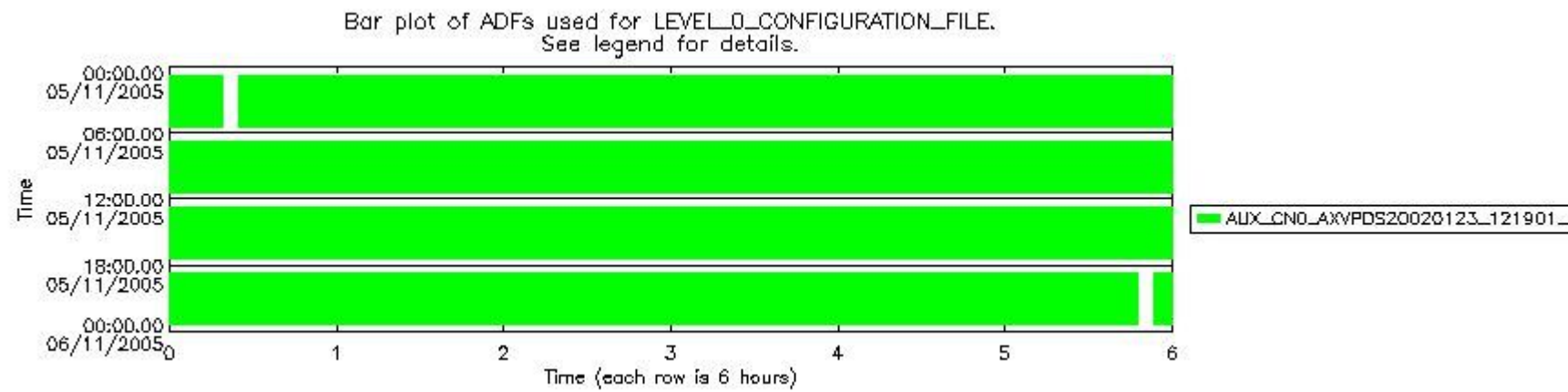
0.4 ADF monitoring

This section shows the (variation in) ADFs used for each of the products. It consists of:

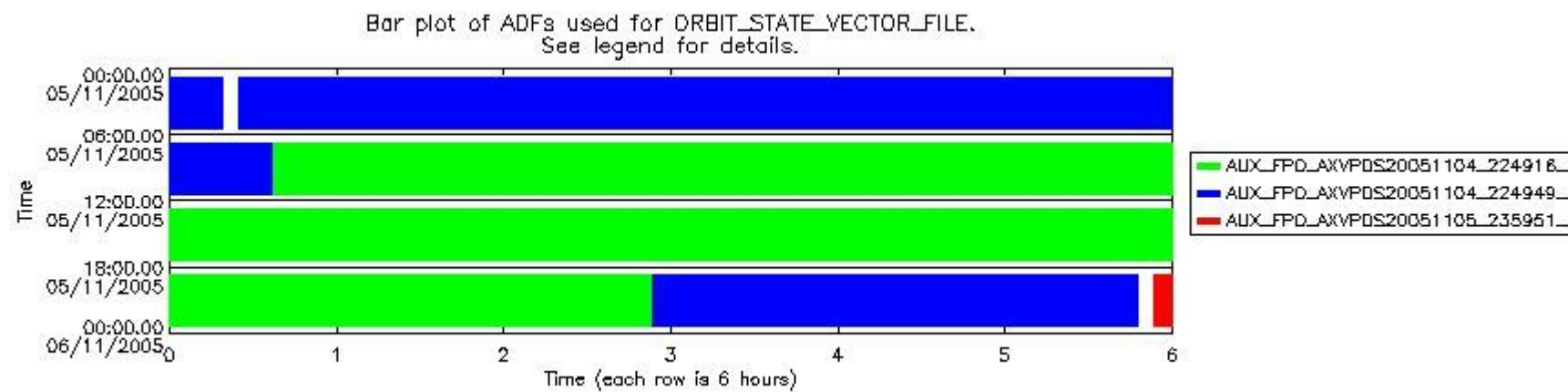
- A table showing which ADFs were used for processing (red values indicate that multiple ADFs of the same type were used)
- Various time line plots, one for each ADF, which show when which ADF was used.

If multiple ADFs of a single type were used, these are marked **red** in the table.

| Number | ADF |
|--------|---|
| | CNO (LEVEL_0_CONFIGURATION_FILE) |
| 0 | AUX_CNO_AXVPDS20020123_121901_20020101_000000_20200101_000000 |
| | FPO (ORBIT_STATE_VECTOR_FILE) |
| 1 | AUX_FPO_AXVPDS20051104_224916_20051104_193307_20051114_205920 |
| 2 | AUX_FPO_AXVPDS20051104_224949_20051104_193307_20051114_205920 |
| 3 | AUX_FPO_AXVPDS20051105_235951_20051105_190130_20051115_202742 |



sciamachy_daily_report_level0_PFHS_5_34_N_20051105_5.PNG



sciamachy_daily_report_level0_PFHS_5_34_N_20051105_6.PNG

