

0. SCIAMACHY Daily Report for level 0 products

[0.1 General Info](#)

[0.2 Product Quality Indicators](#)

[0.3 State monitoring](#)

[0.4 ADF monitoring](#)

0.1 General Info

This report contains a daily analysis on parameters extracted from SCIAMACHY level 0 data (The SCI_NL__0P product).

0.1.1 Report summary

The table below shows general characteristics of the data that are included into this report.

Item	Value
Report version	vdraft_20050403
Time of report generation	08NOV2005 06:27:49
Data source version	PFHS/5.34-N
Processing scope for products	04NOV2005 00:00:00 to 05NOV2005 00:00:00
Start time of first product within scope	03NOV2005 23:16:06
Stop time of last product within scope	05NOV2005 00:19:11
Total number of level 0 products	16
Number of level 0 products with errors	16

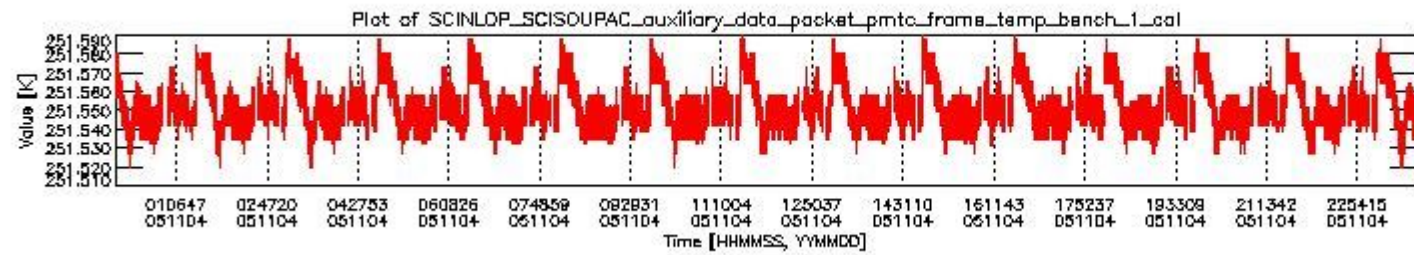
0.1.2 Summary per product

The following table shows a summary for each product used in this report.

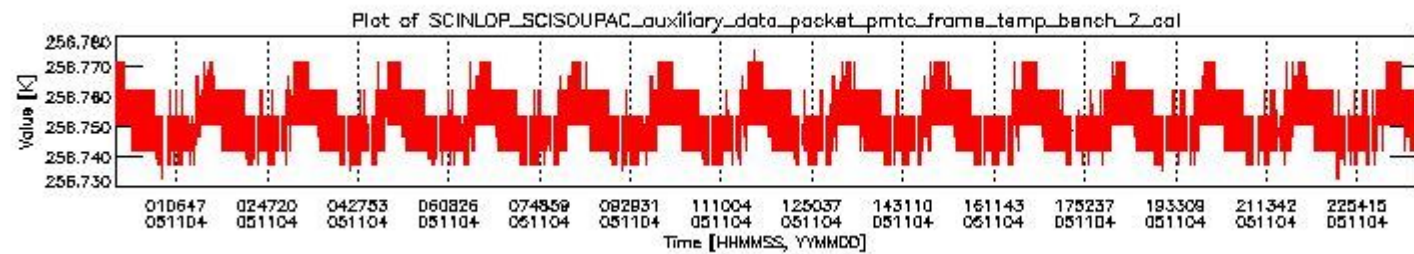
#	Product name	Start time	Stop time	Prod err	ISP err sign	ISP miss sign	ISP disc sign	rs sign
0	SCI_NL__OPNPDE20051103_231606_000056762042_00144_19236_0894.N1	03NOV2005 23:16:06	04NOV2005 00:50:43	1	0	1	0	0
1	SCI_NL__OPNPDE20051104_005642_000041322042_00145_19237_0895.N1	04NOV2005 00:56:42	04NOV2005 02:05:35	1	0	1	0	0
2	SCI_NL__OPNPDE20051104_020426_000061602042_00146_19238_0896.N1	04NOV2005 02:04:26	04NOV2005 03:47:07	1	0	1	0	0
3	SCI_NL__OPNPDE20051104_034707_000060362042_00147_19239_0897.N1	04NOV2005 03:47:07	04NOV2005 05:27:44	1	0	1	0	0
4	SCI_NL__OPNPDE20051104_052744_000060362042_00148_19240_0899.N1	04NOV2005 05:27:44	04NOV2005 07:08:20	1	0	1	0	0
5	SCI_NL__OPNPDK20051104_070711_000041822042_00149_19241_1062.N1	04NOV2005 07:07:11	04NOV2005 08:16:54	1	0	1	0	0
6	SCI_NL__OPNPDK20051104_081545_000061602042_00150_19242_1063.N1	04NOV2005 08:15:45	04NOV2005 09:58:26	1	0	1	0	0
7	SCI_NL__OPNPDK20051104_095718_000059242042_00151_19243_1064.N1	04NOV2005 09:57:18	04NOV2005 11:36:02	1	0	1	0	0
8	SCI_NL__OPNPDK20051104_113454_000060362042_00152_19244_1065.N1	04NOV2005 11:34:54	04NOV2005 13:15:30	1	0	1	0	0
9	SCI_NL__OPNPDK20051104_131434_000059802042_00153_19245_1066.N1	04NOV2005 13:14:34	04NOV2005 14:54:14	1	0	1	0	0
10	SCI_NL__OPNPDK20051104_145319_000058982042_00154_19246_1067.N1	04NOV2005 14:53:19	04NOV2005 16:31:37	1	0	1	0	0
11	SCI_NL__OPNPDK20051104_163137_000055132042_00155_19247_1068.N1	04NOV2005 16:31:37	04NOV2005 18:03:30	1	0	1	0	0
12	SCI_NL__OPNPDK20051104_180829_000060362042_00156_19248_1069.N1	04NOV2005 18:08:29	04NOV2005 19:49:05	1	0	1	0	0
13	SCI_NL__OPNPDE20051104_194905_000039472042_00157_19249_0908.N1	04NOV2005 19:49:05	04NOV2005 20:54:53	1	0	1	0	0
14	SCI_NL__OPNPDE20051104_205453_000062342042_00157_19249_0901.N1	04NOV2005 20:54:53	04NOV2005 22:38:48	1	0	1	0	0
15	SCI_NL__OPNPDE20051104_224435_000056762042_00158_19250_0902.N1	04NOV2005 22:44:35	05NOV2005 00:19:11	1	0	1	0	0

0.2 Product Quality Indicators

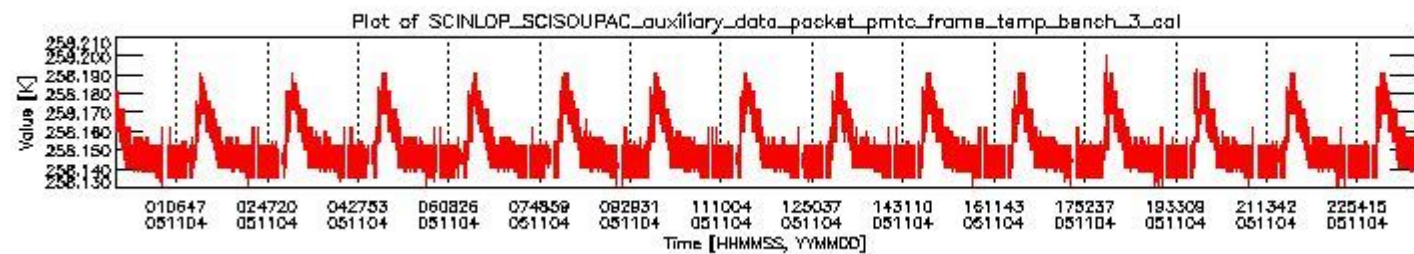
This section shows information about product quality, currently temperatures.



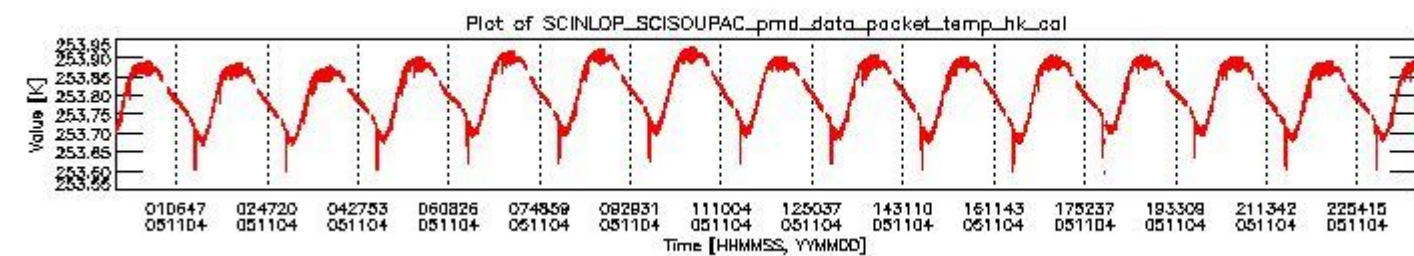
sciarmachy_daily_report_level0_PPHS_5_34_N_20051104_0.PNG



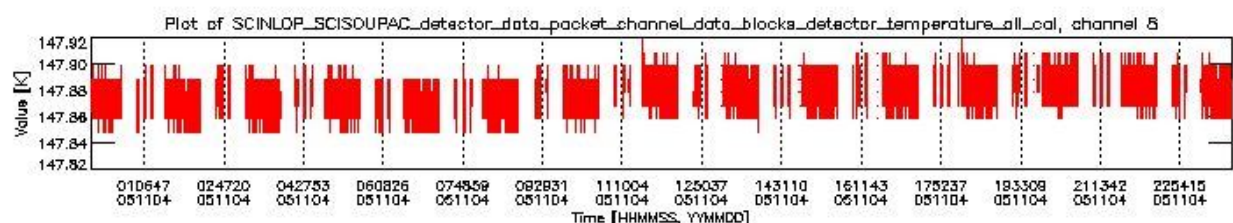
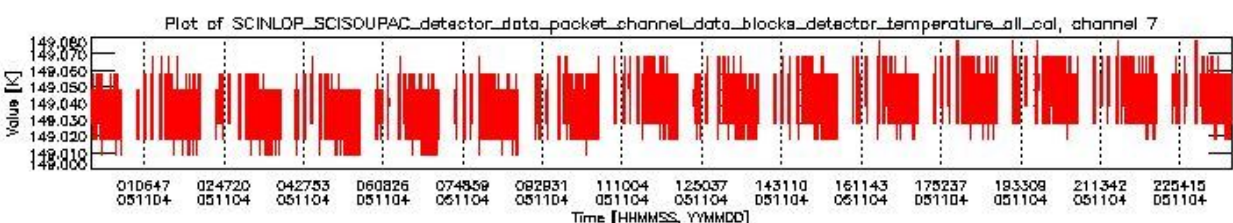
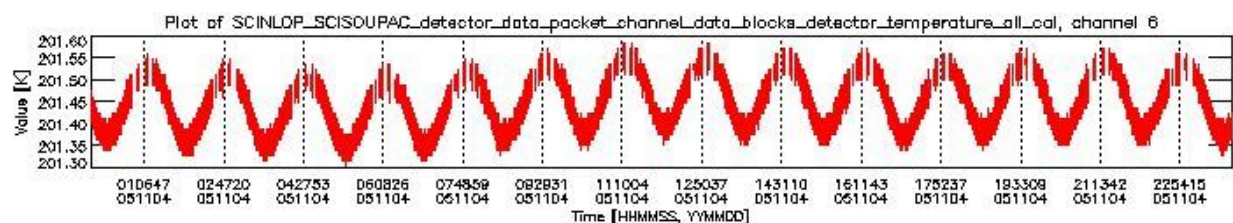
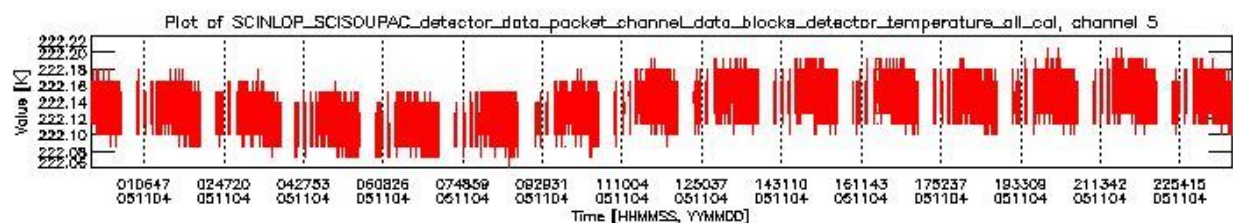
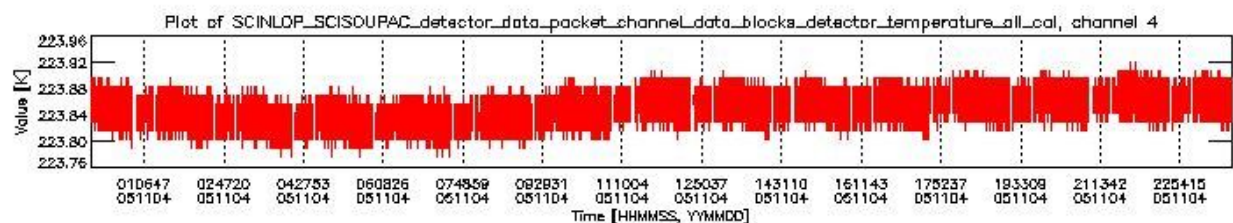
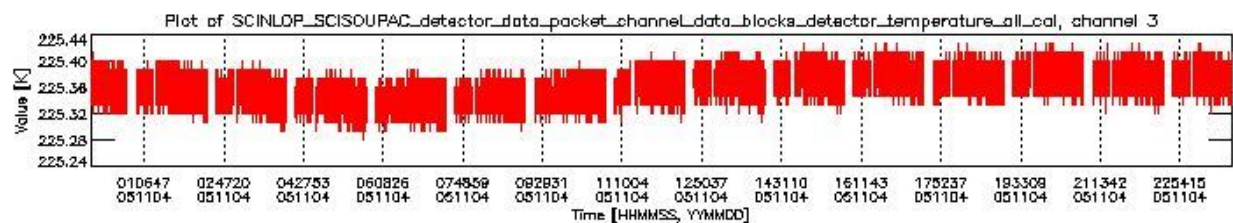
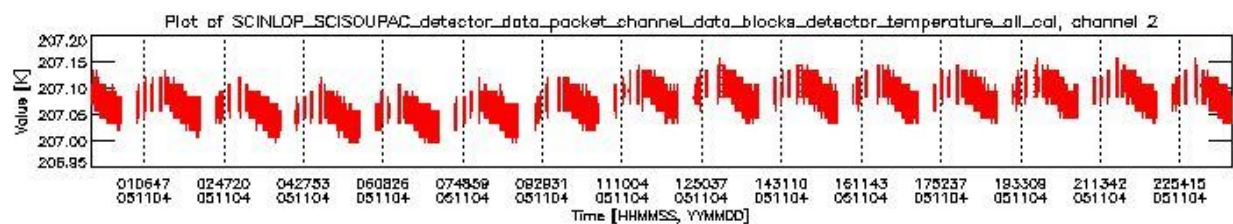
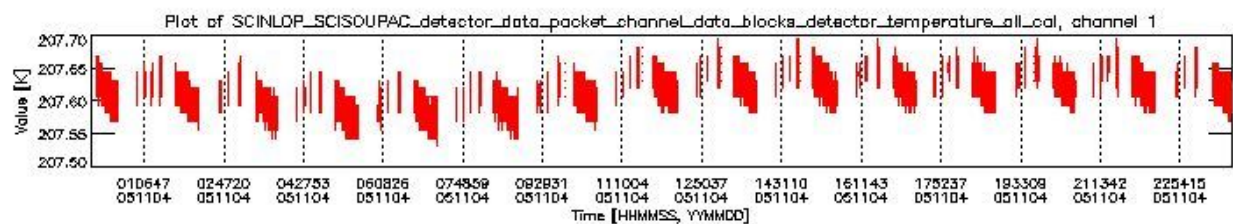
sciarmachy_daily_report_level0_PPHS_5_34_N_20051104_1.PNG



sciarmachy_daily_report_level0_PPHS_5_34_N_20051104_2.PNG



sciarmachy_daily_report_level0_PPHS_5_34_N_20051104_3.PNG



0.3 State monitoring

No instrument tracking information available.

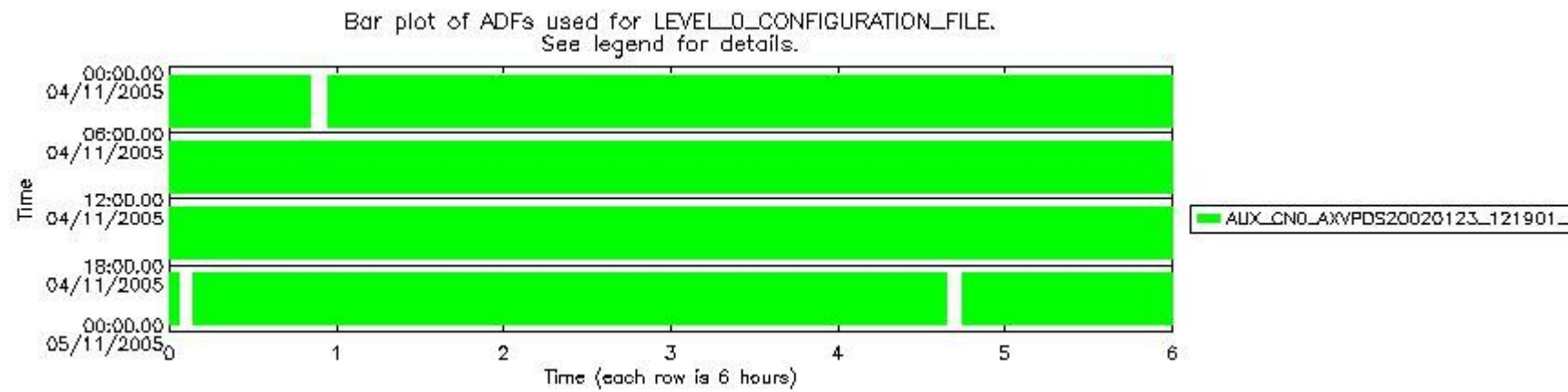
0.4 ADF monitoring

This section shows the (variation in) ADFs used for each of the products. It consists of:

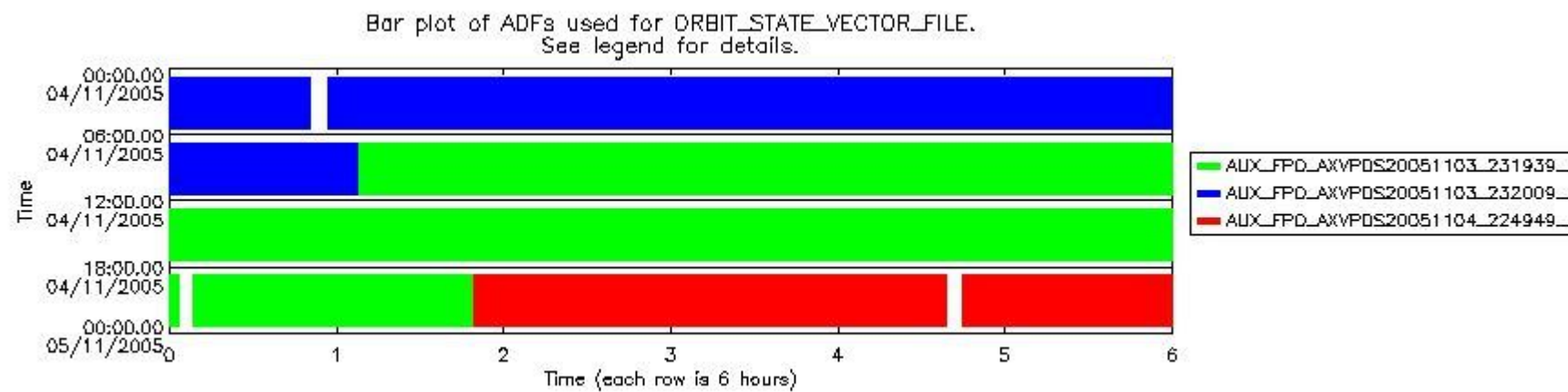
- A table showing which ADFs were used for processing (red values indicate that multiple ADFs of the same type were used)
- Various time line plots, one for each ADF, which show when which ADF was used.

If multiple ADFs of a single type were used, these are marked **red** in the table.

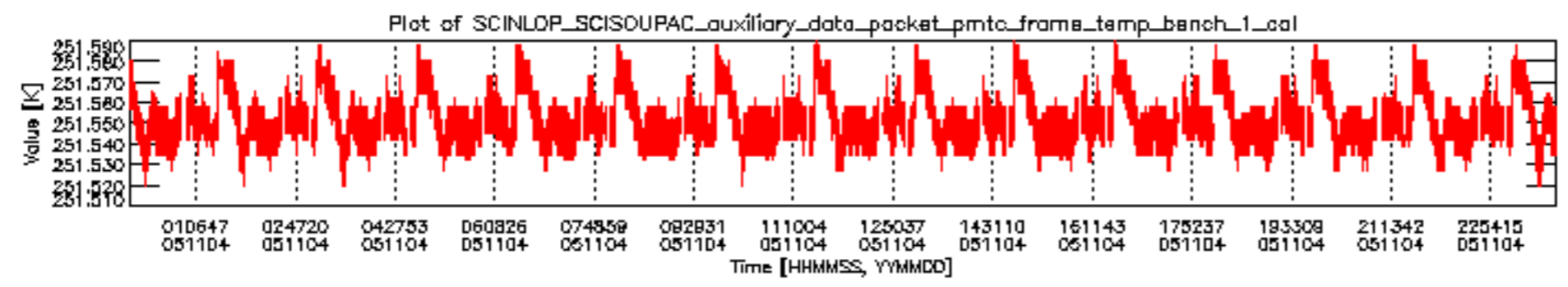
Number	ADF
	CNO (LEVEL_0_CONFIGURATION_FILE)
0	AUX_CNO_AXVPDS20020123_121901_20020101_000000_20200101_000000
	FPO (ORBIT_STATE_VECTOR_FILE)
1	AUX_FPO_AXVPDS20051103_231939_20051103_182408_20051113_213057
2	AUX_FPO_AXVPDS20051103_232009_20051103_182408_20051113_213057
3	AUX_FPO_AXVPDS20051104_224949_20051104_193307_20051114_205920

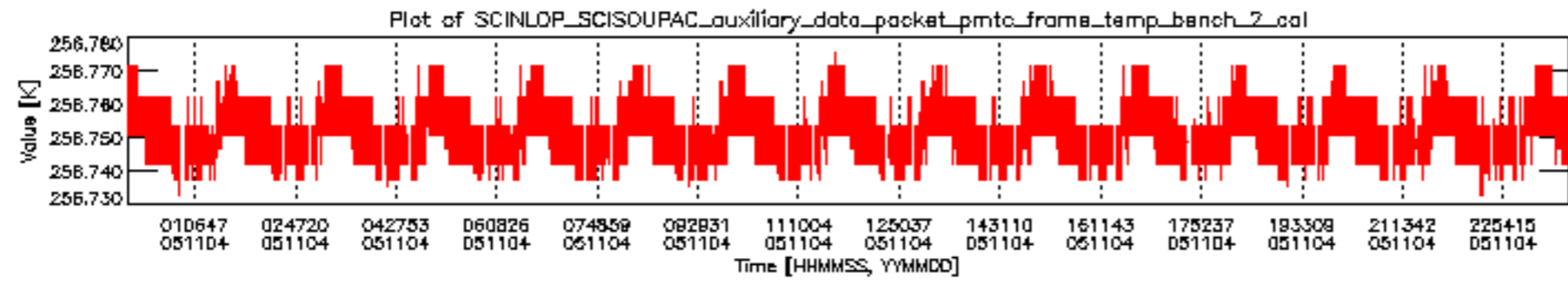


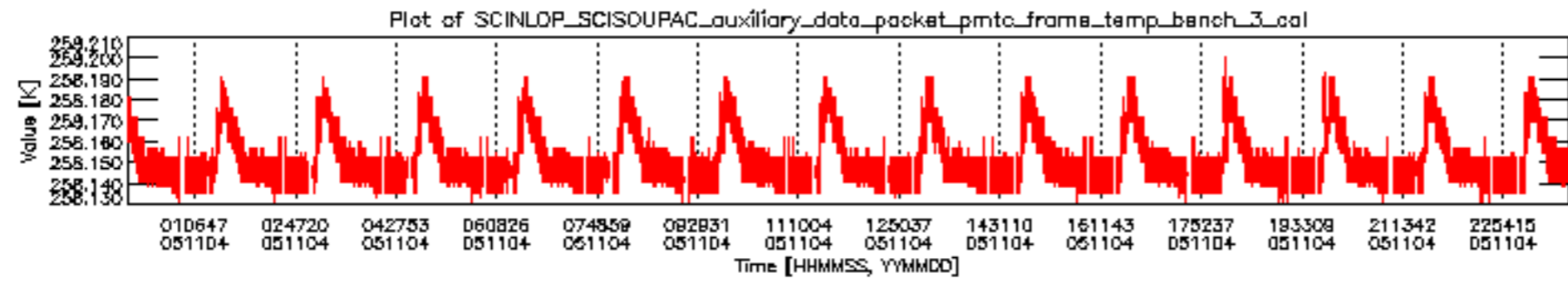
sciamachy_daily_report_level0_PFHS_5_34_N_20051104_5.PNG

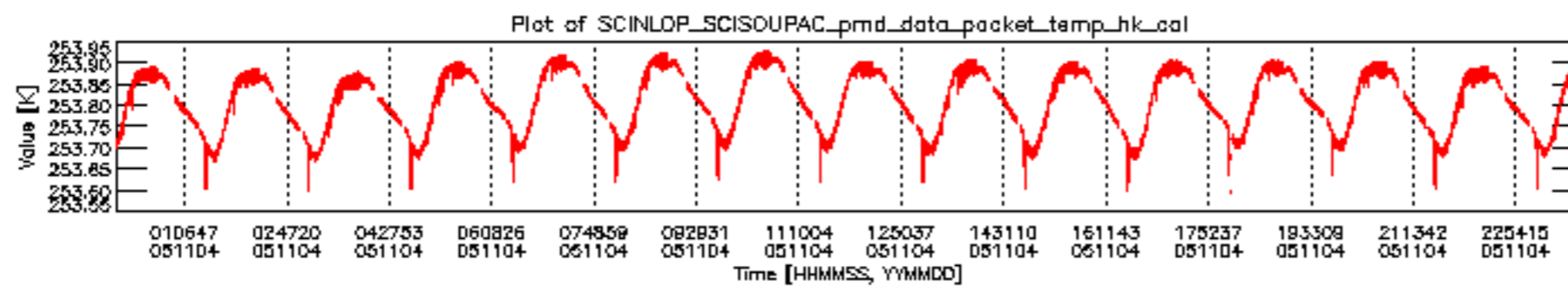


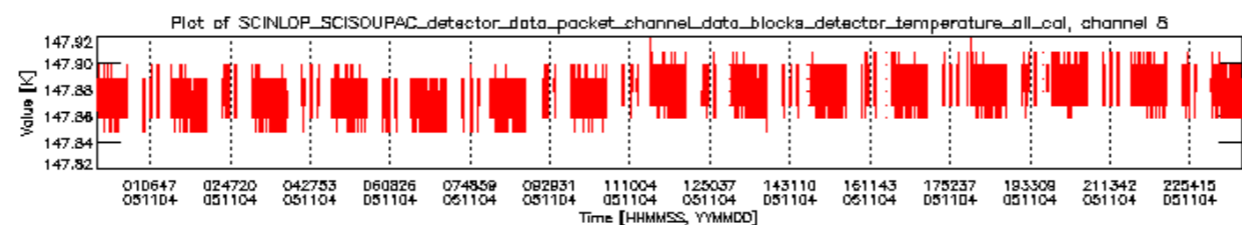
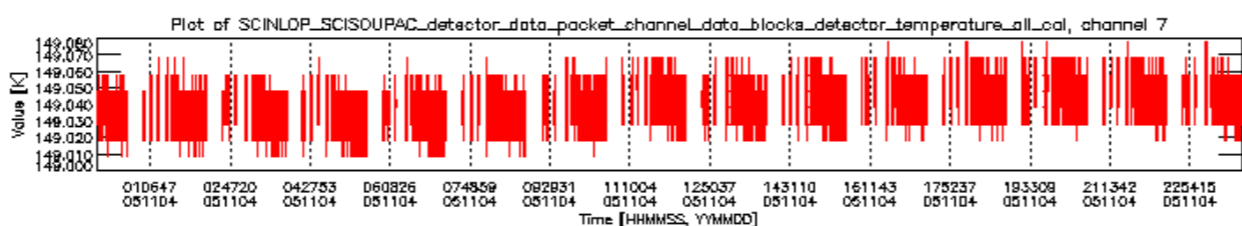
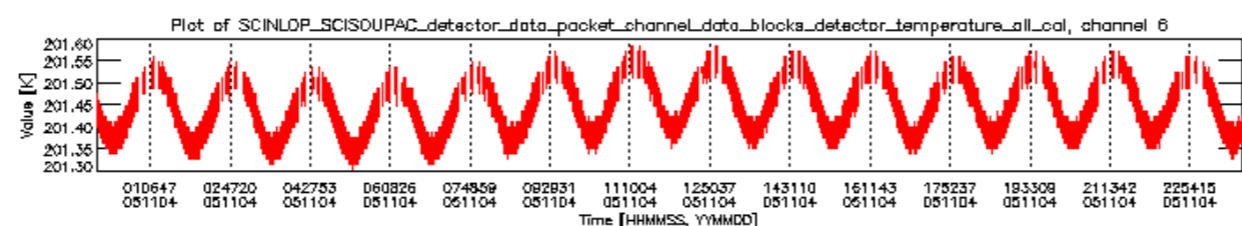
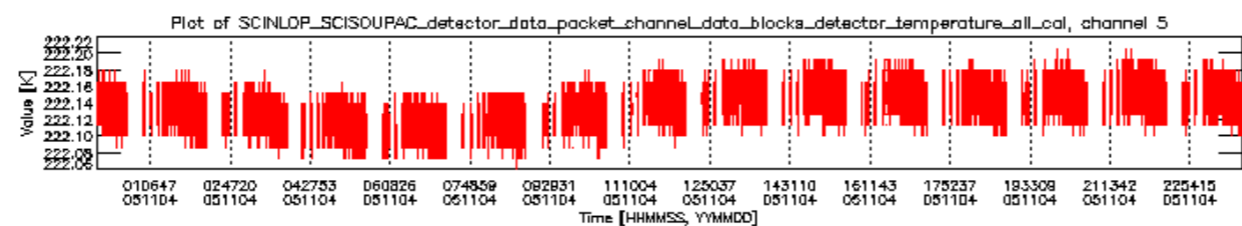
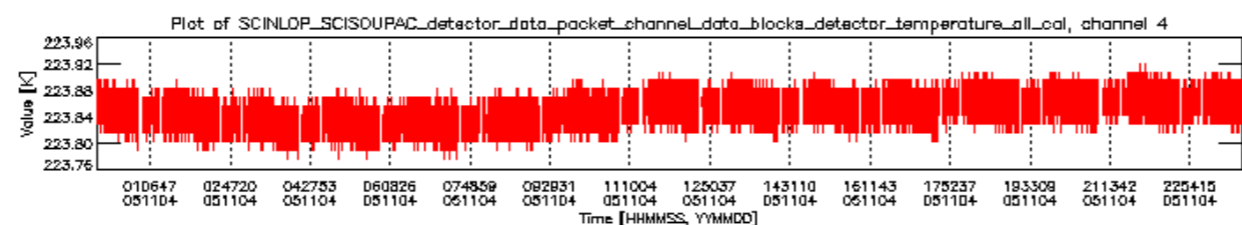
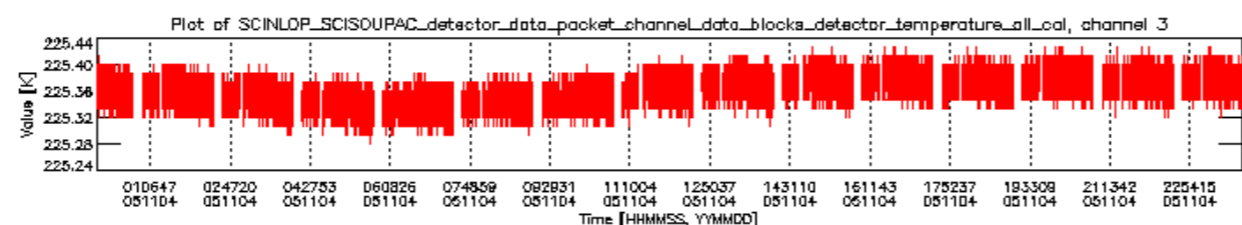
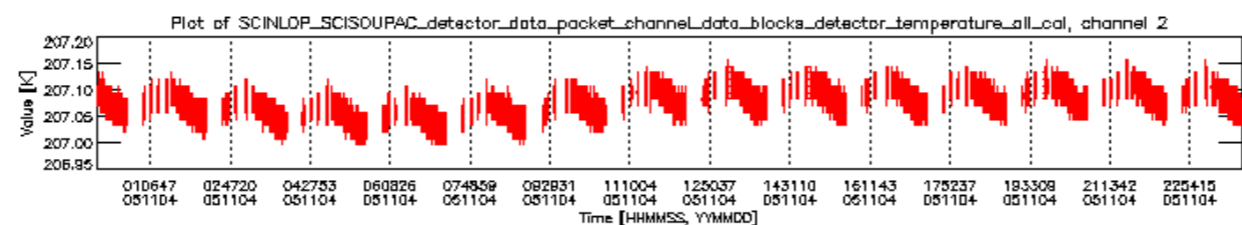
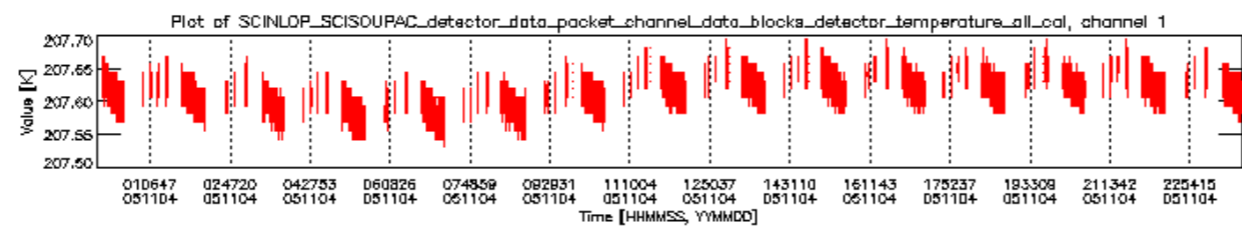
sciamachy_daily_report_level0_PFHS_5_34_N_20051104_6.PNG

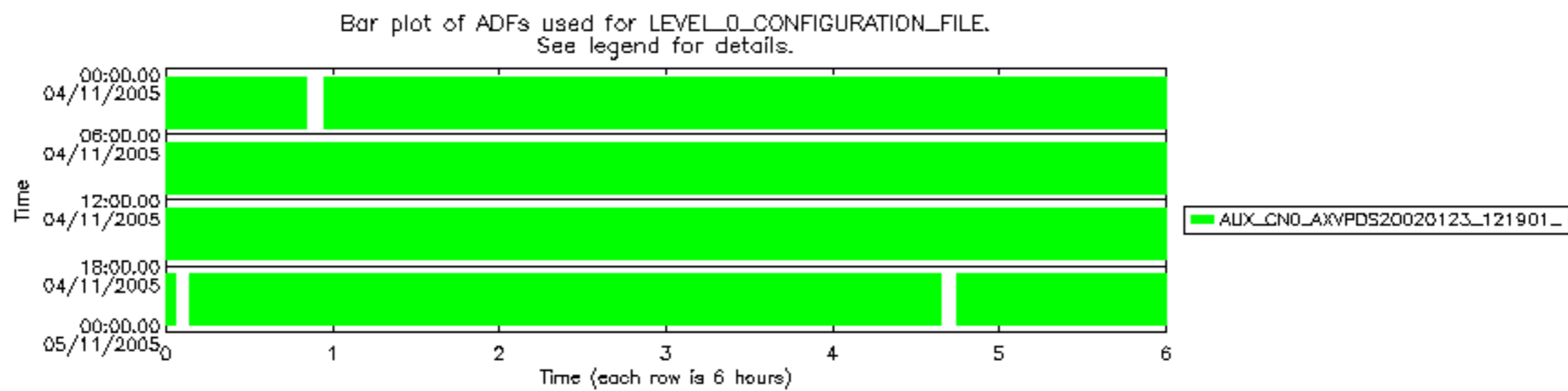












Bar plot of ADFs used for ORBIT_STATE_VECTOR_FILE.
See legend for details.

