

0. SCIAMACHY Daily Report for level 0 products

[0.1 General Info](#)

[0.2 Product Quality Indicators](#)

[0.3 State monitoring](#)

[0.4 ADF monitoring](#)

0.1 General Info

This report contains a daily analysis on parameters extracted from SCIAMACHY level 0 data (The SCI_NL__0P product).

0.1.1 Report summary

The table below shows general characteristics of the data that are included into this report.

Item	Value
Report version	vdraft_20050403
Time of report generation	06NOV2005 23:45:57
Data source version	PFHS/5.34-N
Processing scope for products	02NOV2005 00:00:00 to 03NOV2005 00:00:00
Start time of first product within scope	01NOV2005 22:38:32
Stop time of last product within scope	03NOV2005 01:22:14
Total number of level 0 products	17
Number of level 0 products with errors	17

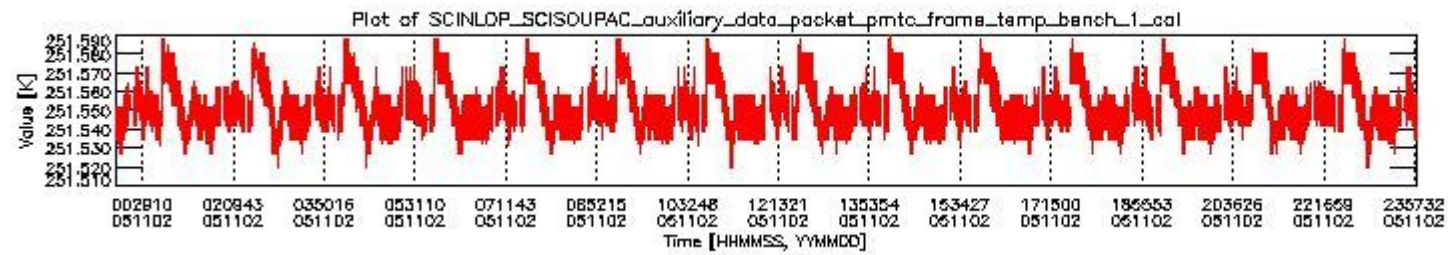
0.1.2 Summary per product

The following table shows a summary for each product used in this report.

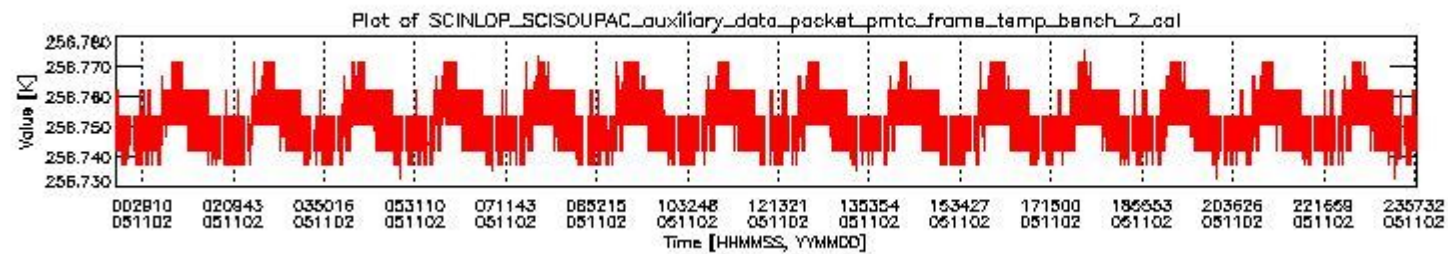
#	Product name	Start time	Stop time	Prod err	ISP err sign	ISP miss sign	ISP disc sign	rs sign
0	SCI_NL__OPNPDE20051101_223832_000056892042_00115_19207_0867.N1	01NOV2005 22:38:32	02NOV2005 00:13:22	1	0	1	0	0
1	SCI_NL__OPNPDE20051102_001908_000056772042_00116_19208_0868.N1	02NOV2005 00:19:08	02NOV2005 01:53:45	1	0	1	0	0
2	SCI_NL__OPNPDE20051102_015237_000045602042_00117_19209_0869.N1	02NOV2005 01:52:37	02NOV2005 03:08:38	1	0	1	0	0
3	SCI_NL__OPNPDE20051102_030729_000062162042_00118_19210_0870.N1	02NOV2005 03:07:29	02NOV2005 04:51:06	1	0	1	0	0
4	SCI_NL__OPNPDE20051102_045106_000060492042_00119_19211_0871.N1	02NOV2005 04:51:06	02NOV2005 06:31:55	1	0	1	0	0
5	SCI_NL__OPNPDK20051102_063046_000041012042_00120_19212_1041.N1	02NOV2005 06:30:46	02NOV2005 07:39:08	1	0	1	0	0
6	SCI_NL__OPNPDK20051102_073812_000061602042_00121_19213_1042.N1	02NOV2005 07:38:12	02NOV2005 09:20:53	1	0	1	0	0
7	SCI_NL__OPNPDK20051102_091957_000059672042_00122_19214_1043.N1	02NOV2005 09:19:57	02NOV2005 10:59:24	1	0	1	0	0
8	SCI_NL__OPNPDK20051102_105816_000061042042_00123_19215_1044.N1	02NOV2005 10:58:16	02NOV2005 12:40:01	1	0	1	0	0
9	SCI_NL__OPNPDK20051102_123905_000059672042_00124_19216_1045.N1	02NOV2005 12:39:05	02NOV2005 14:18:33	1	0	1	0	0
10	SCI_NL__OPNPDK20051102_141737_000059242042_00125_19217_1046.N1	02NOV2005 14:17:37	02NOV2005 15:56:21	1	0	1	0	0
11	SCI_NL__OPNPDK20051102_155403_000058672042_00126_19218_1047.N1	02NOV2005 15:54:03	02NOV2005 17:31:51	1	0	1	0	0
12	SCI_NL__OPNPDK20051102_173055_000057372042_00127_19219_1048.N1	02NOV2005 17:30:55	02NOV2005 19:06:33	1	0	1	0	0
13	SCI_NL__OPNPDK20051102_191132_000061482042_00128_19220_1049.N1	02NOV2005 19:11:32	02NOV2005 20:54:00	1	0	1	0	0
14	SCI_NL__OPNPDE20051102_205208_000041332042_00129_19221_0876.N1	02NOV2005 20:52:08	02NOV2005 22:01:02	1	0	1	0	0
15	SCI_NL__OPNPDE20051102_220701_000056892042_00129_19221_0877.N1	02NOV2005 22:07:01	02NOV2005 23:41:50	1	0	1	0	0
16	SCI_NL__OPNPDE20051102_234737_000056762042_00130_19222_0878.N1	02NOV2005 23:47:37	03NOV2005 01:22:14	1	0	1	0	0

0.2 Product Quality Indicators

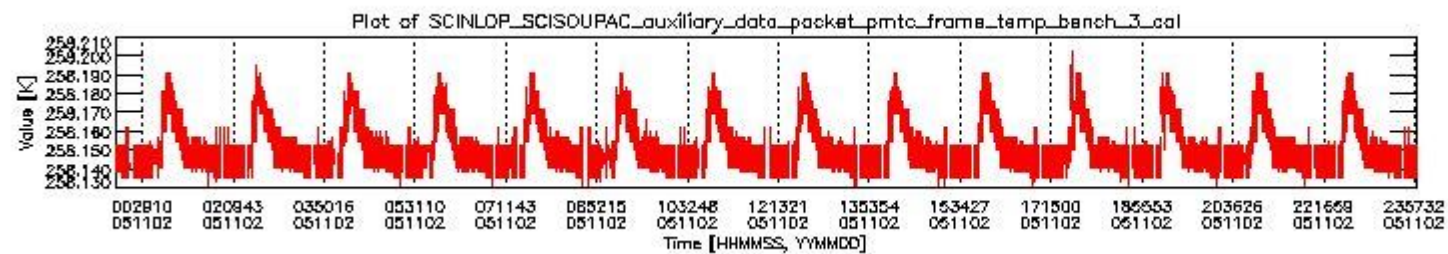
This section shows information about product quality, currently temperatures.



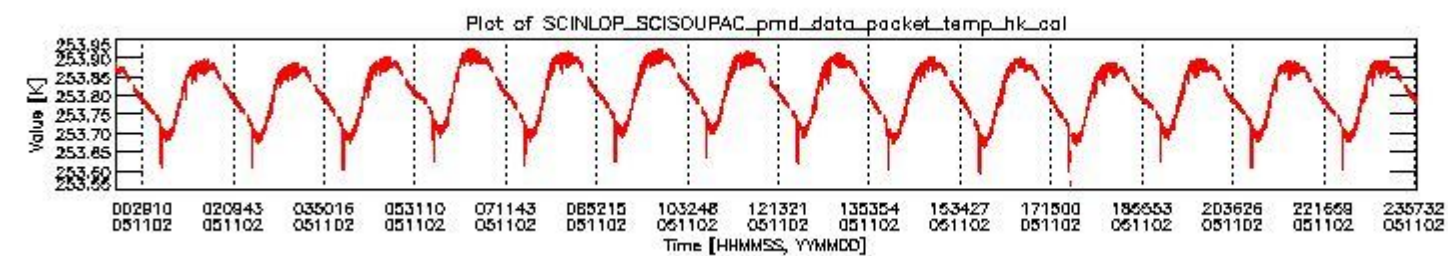
sciamachy_daily_report_level0_PFHS_5_34_N_20051102_0.PNG



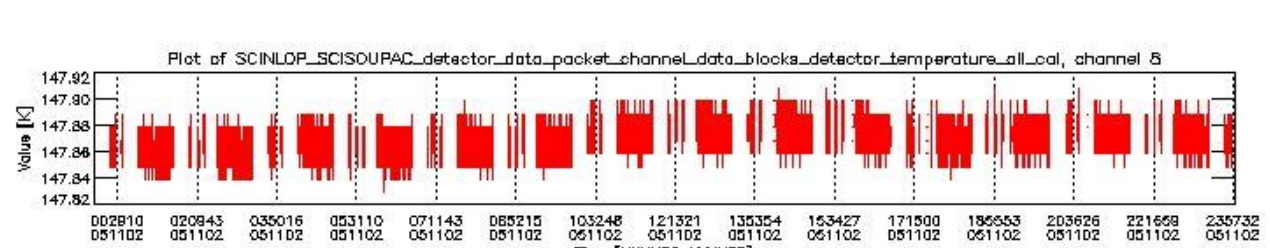
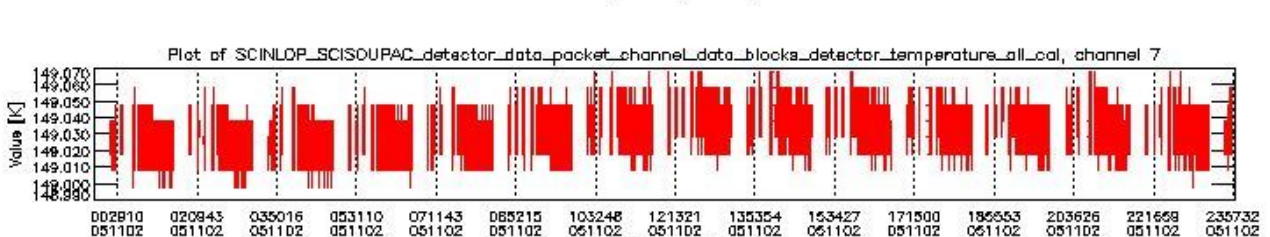
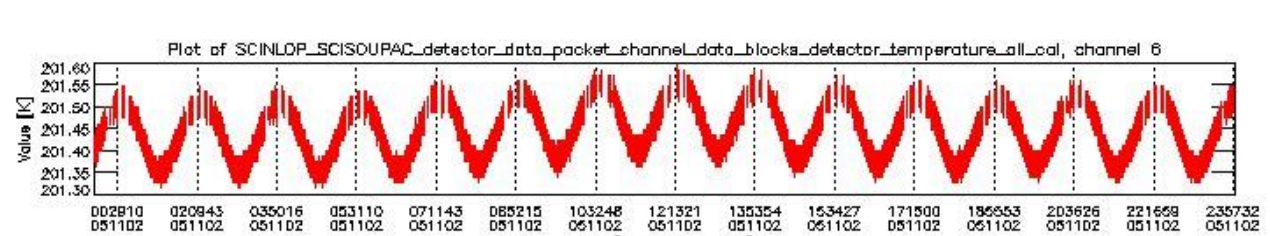
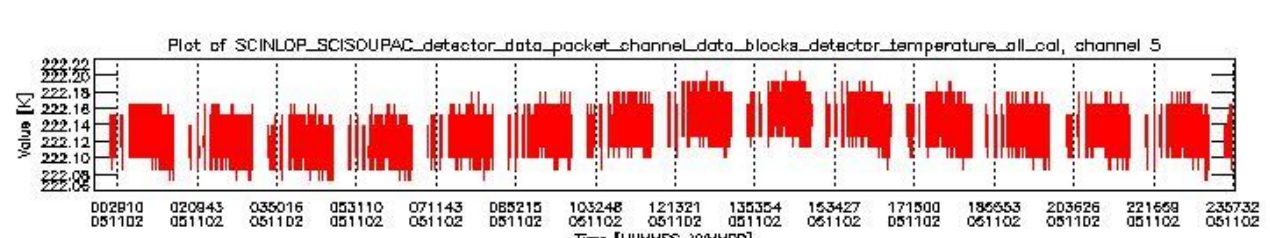
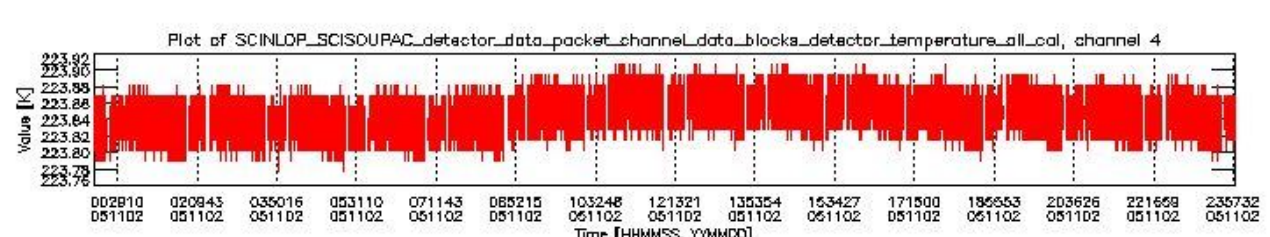
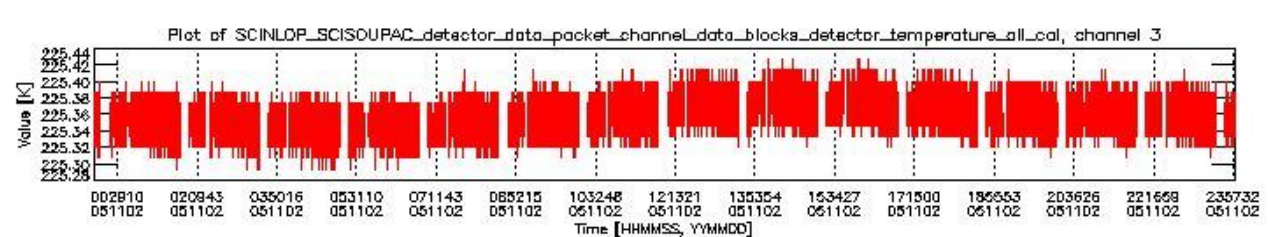
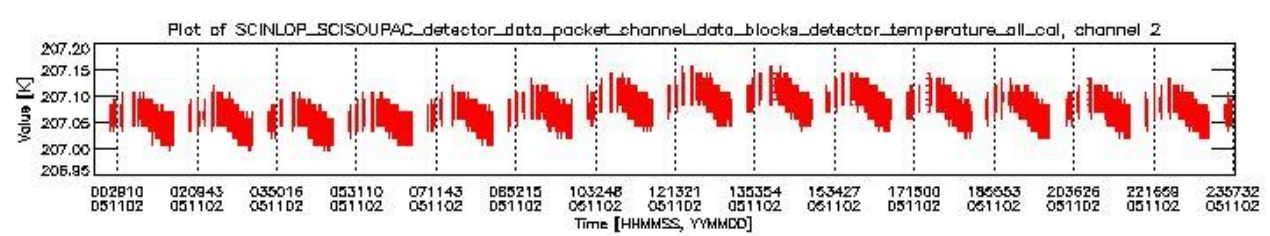
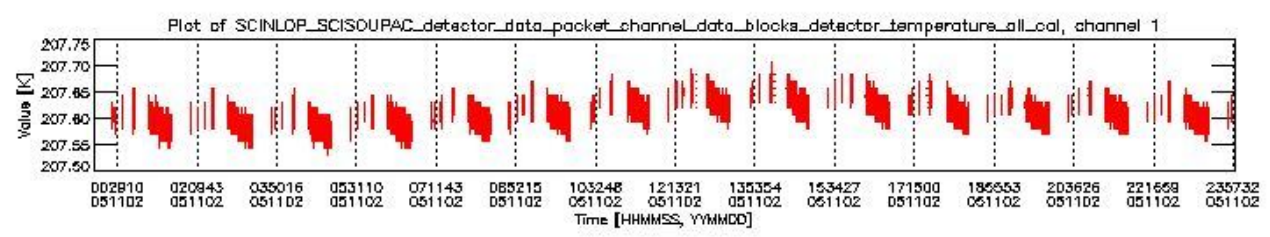
sciamachy_daily_report_level0_PFHS_5_34_N_20051102_1.PNG



sciamachy_daily_report_level0_PFHS_5_34_N_20051102_2.PNG



sciamachy_daily_report_level0_PFHS_5_34_N_20051102_3.PNG



0.3 State monitoring

No instrument tracking information available.

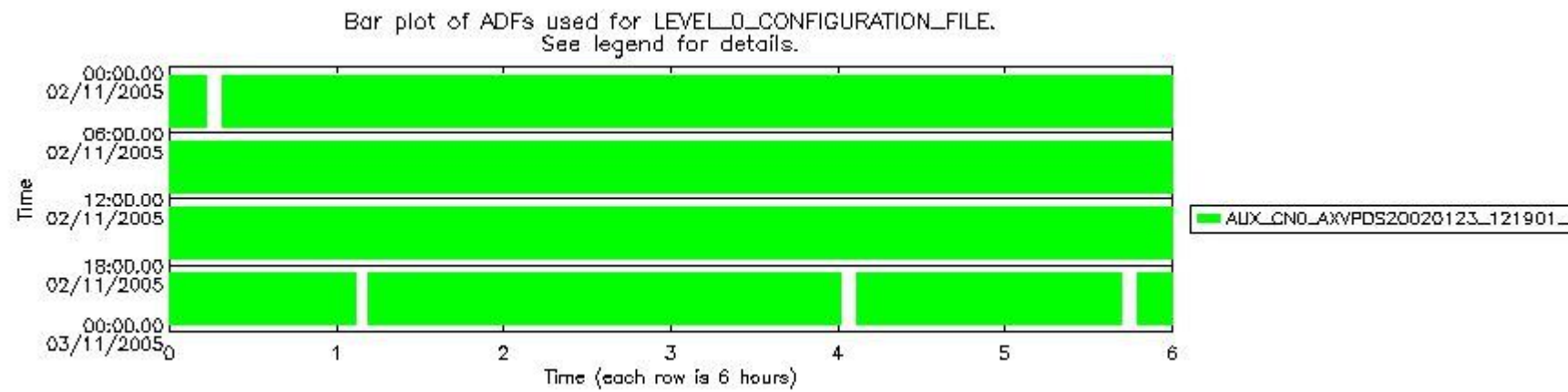
0.4 ADF monitoring

This section shows the (variation in) ADFs used for each of the products. It consists of:

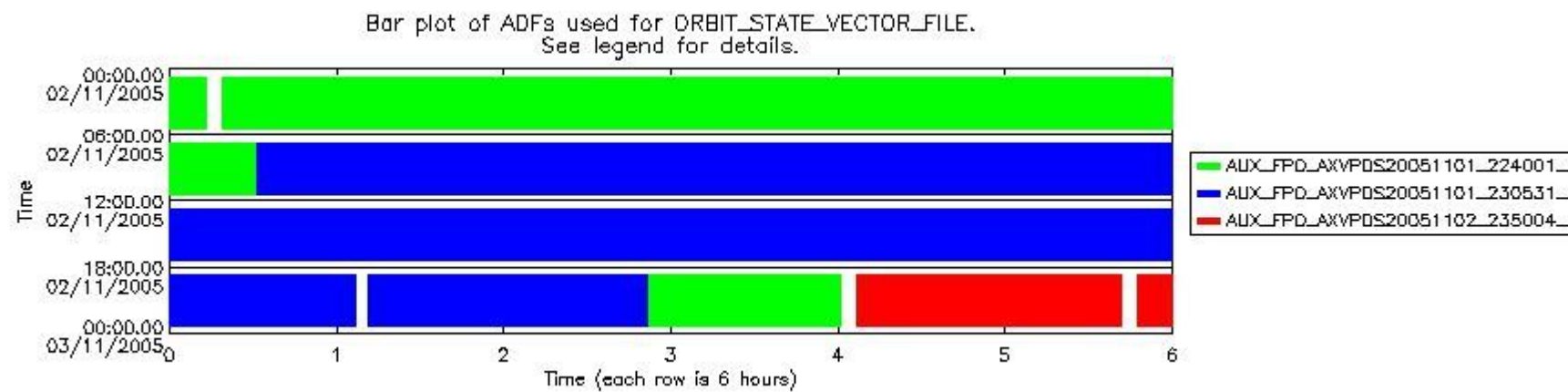
- A table showing which ADFs were used for processing (red values indicate that multiple ADFs of the same type were used)
- Various time line plots, one for each ADF, which show when which ADF was used.

If multiple ADFs of a single type were used, these are marked **red** in the table.

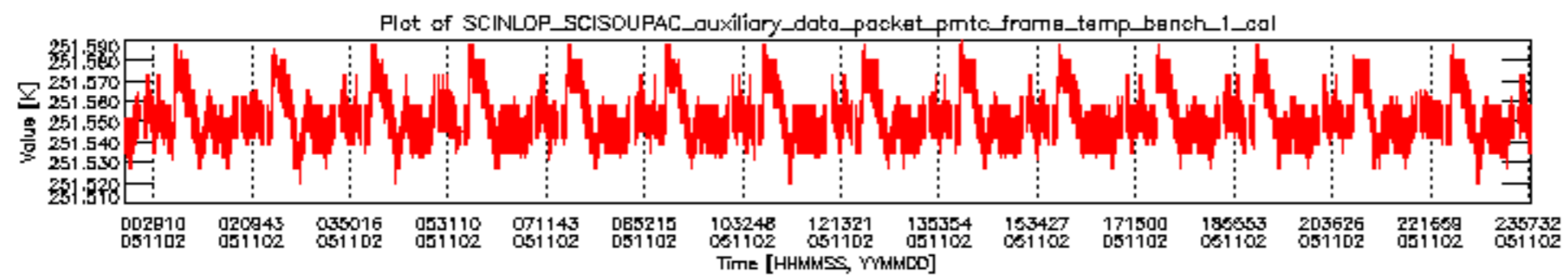
Number	ADF
	CNO (LEVEL_0_CONFIGURATION_FILE)
0	AUX_CNO_AXVPDS20020123_121901_20020101_000000_20200101_000000
	FPO (ORBIT_STATE_VECTOR_FILE)
1	AUX_FPO_AXVPDS20051101_224001_20051101_192722_20051111_205335
2	AUX_FPO_AXVPDS20051101_230531_20051101_192722_20051111_205335
3	AUX_FPO_AXVPDS20051102_235004_20051102_185545_20051112_202158

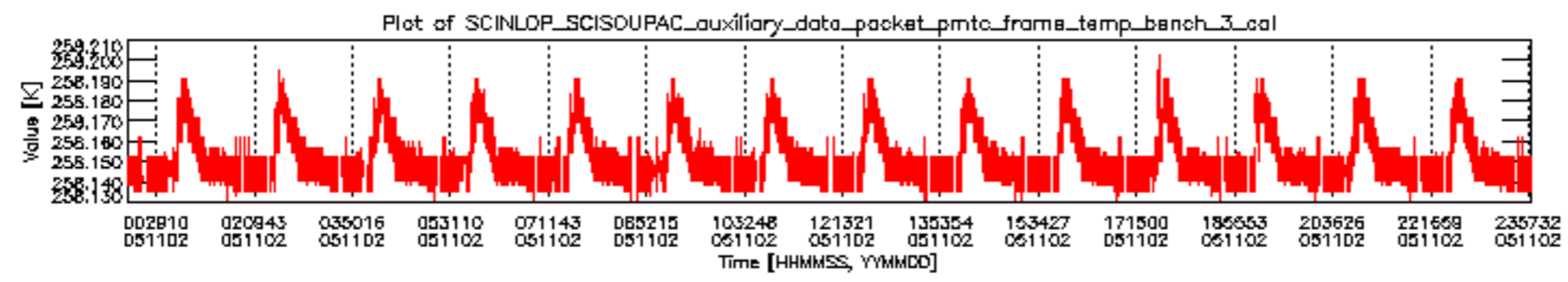


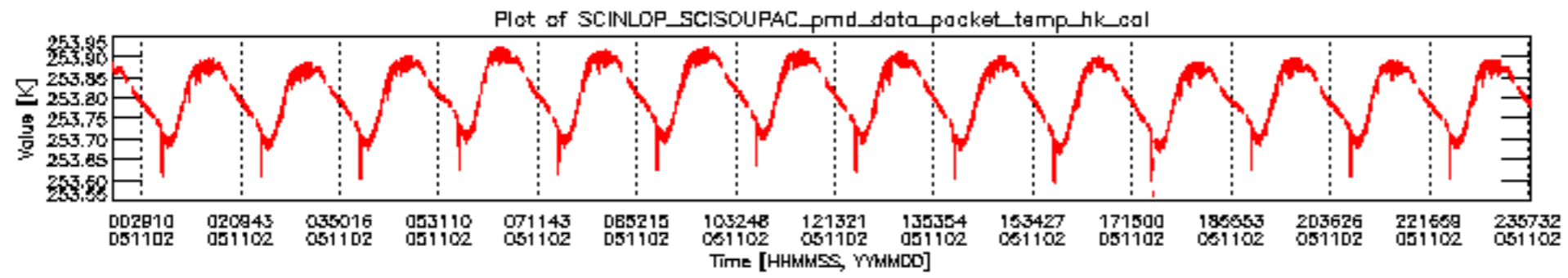
sciamachy_daily_report_level0_PFHS_5_34_N_20051102_5.PNG

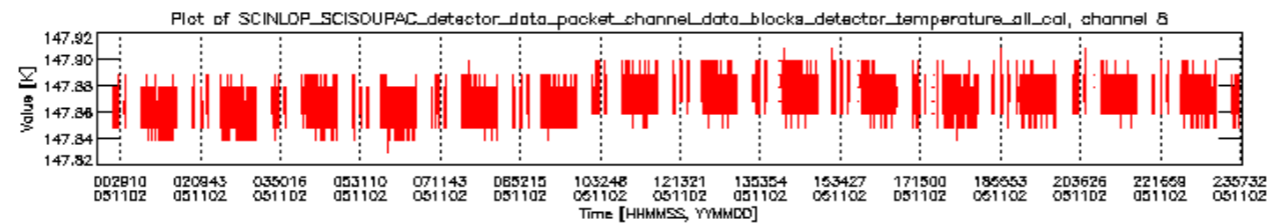
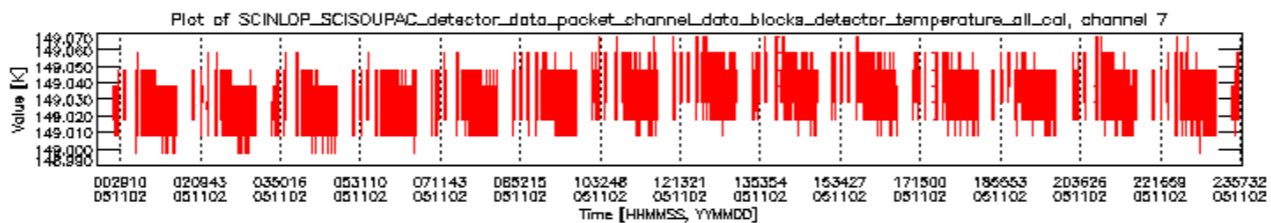
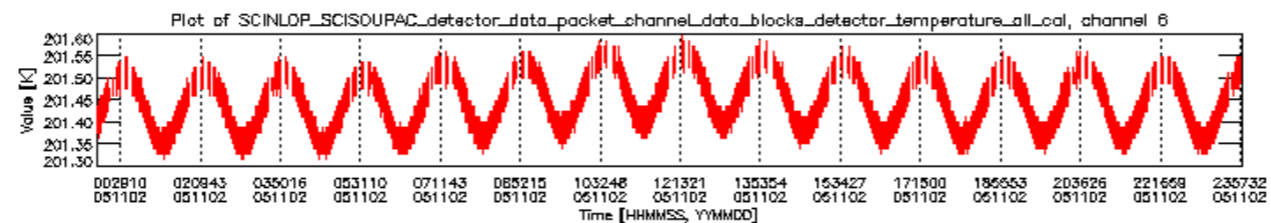
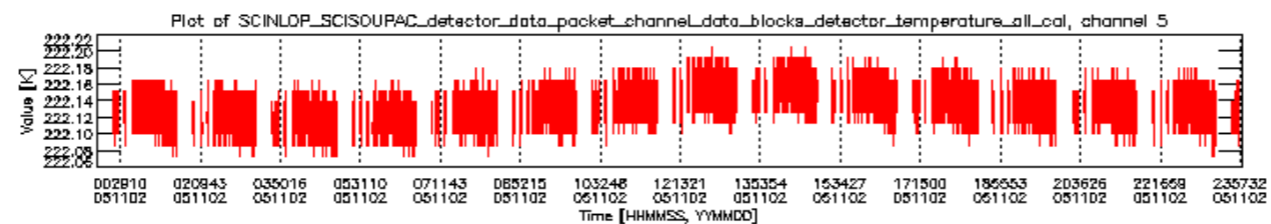
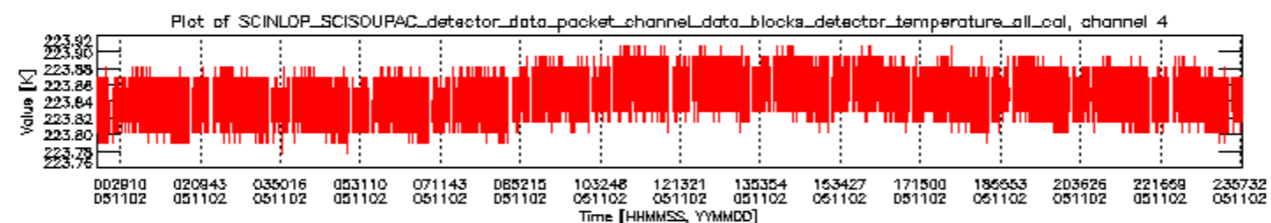
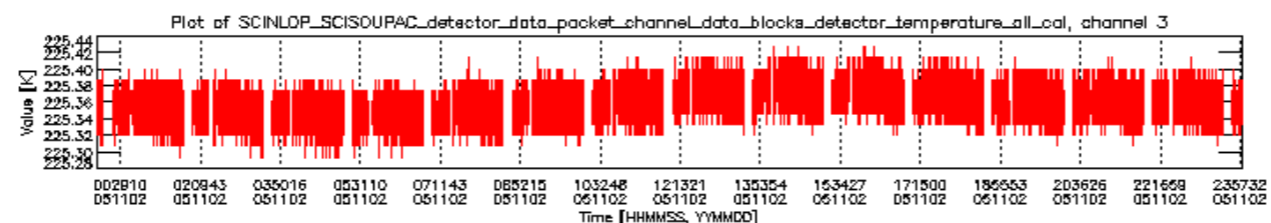
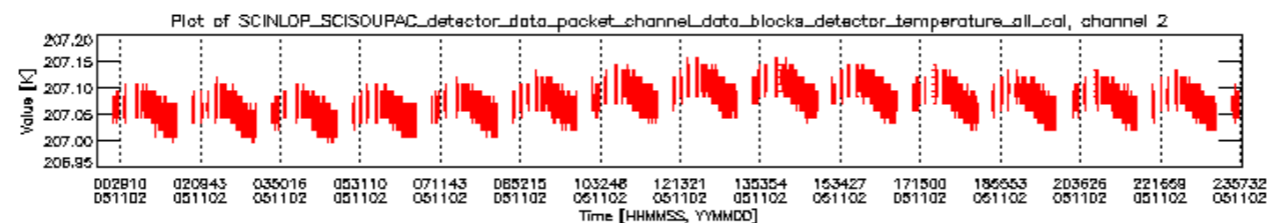
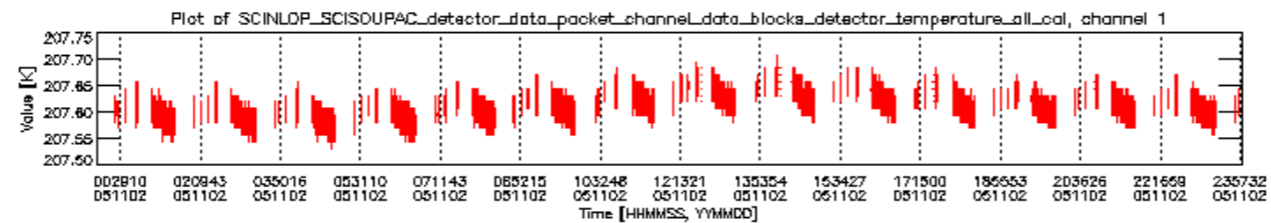


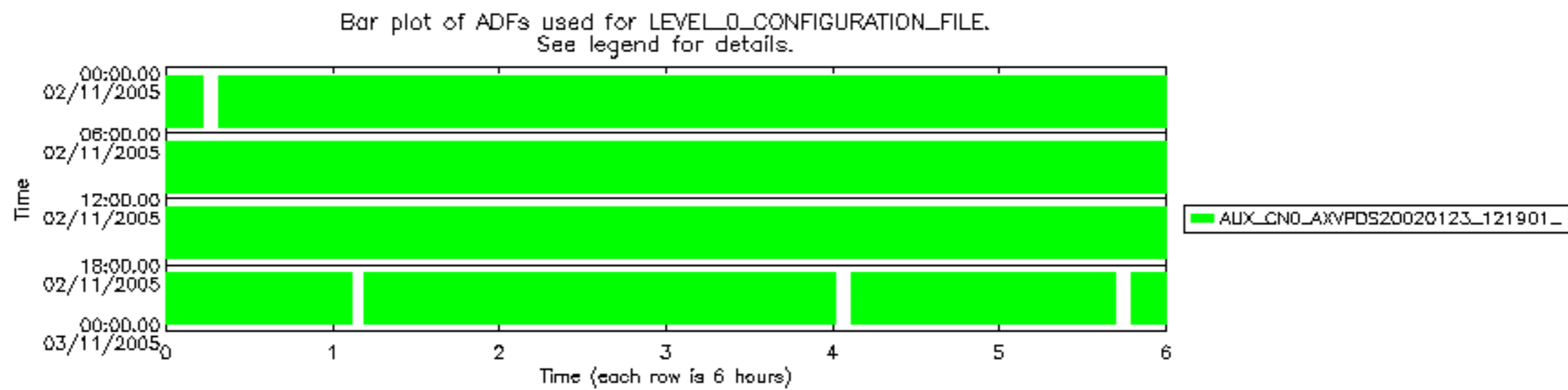
sciamachy_daily_report_level0_PFHS_5_34_N_20051102_6.PNG











Bar plot of ADFs used for ORBIT_STATE_VECTOR_FILE.
See legend for details.

