

0. SCIAMACHY Daily Report for level 0 products

[0.1 General Info](#)

[0.2 Product Quality Indicators](#)

[0.3 State monitoring](#)

[0.4 ADF monitoring](#)

0.1 General Info

This report contains a daily analysis on parameters extracted from SCIAMACHY level 0 data (The SCI_NL__0P product).

0.1.1 Report summary

The table below shows general characteristics of the data that are included into this report.

Item	Value
Report version	vdraft_20050403
Time of report generation	05NOV2005 05:14:21
Data source version	PFHS/5.34-N
Processing scope for products	01NOV2005 00:00:00 to 02NOV2005 00:00:00
Start time of first product within scope	31OCT2005 23:10:03
Stop time of last product within scope	02NOV2005 00:13:22
Total number of level 0 products	16
Number of level 0 products with errors	16

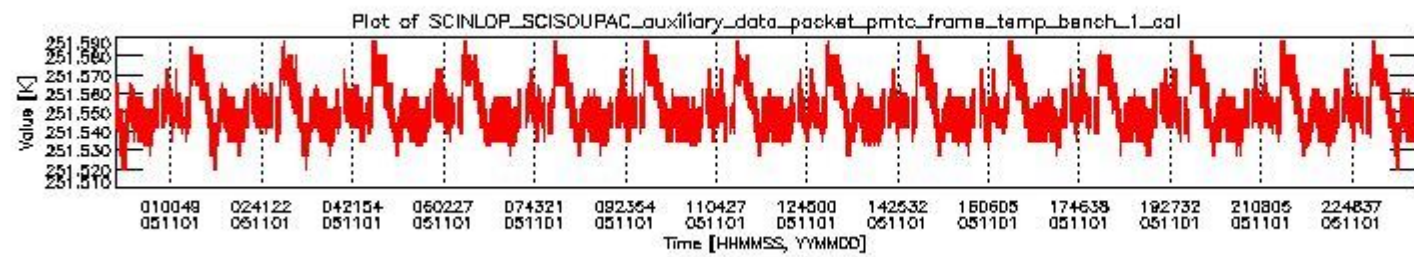
0.1.2 Summary per product

The following table shows a summary for each product used in this report.

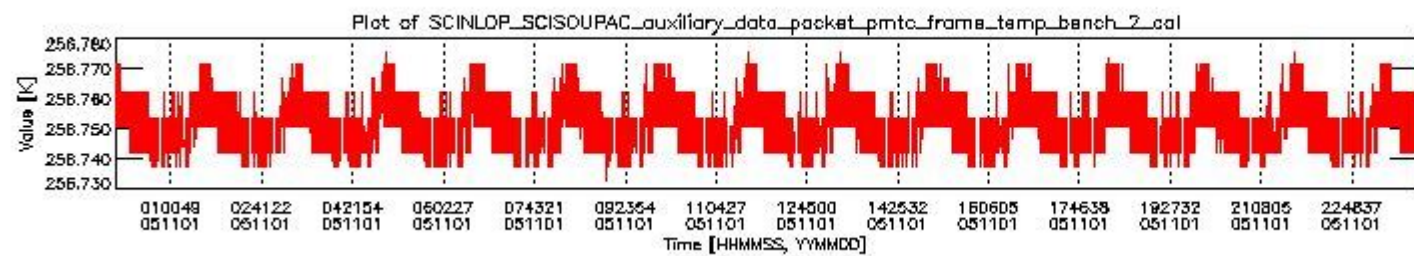
#	Product name	Start time	Stop time	Prod err	ISP err sign	ISP miss sign	ISP disc sign	rs sign
0	SCI_NL__OPNPDE20051031_231003_000056892042_00101_19193_0848.N1	31OCT2005 23:10:03	01NOV2005 00:44:53	1	0	1	0	0
1	SCI_NL__OPNPDE20051101_005039_000056082042_00102_19194_0849.N1	01NOV2005 00:50:39	01NOV2005 02:24:08	1	0	1	0	0
2	SCI_NL__OPNPDE20051101_022259_000046852042_00103_19195_0850.N1	01NOV2005 02:22:59	01NOV2005 03:41:05	1	0	1	0	0
3	SCI_NL__OPNPDE20051101_034009_000061482042_00104_19196_0851.N1	01NOV2005 03:40:09	01NOV2005 05:22:37	1	0	1	0	0
4	SCI_NL__OPNPDE20051101_052237_000060492042_00105_19197_0852.N1	01NOV2005 05:22:37	01NOV2005 07:03:26	1	0	1	0	0
5	SCI_NL__OPNPDK20051101_070218_000039762042_00106_19198_1014.N1	01NOV2005 07:02:18	01NOV2005 08:08:35	1	0	1	0	0
6	SCI_NL__OPNPDK20051101_080739_000062852042_00107_19199_1020.N1	01NOV2005 08:07:39	01NOV2005 09:52:24	1	0	1	0	0
7	SCI_NL__OPNPDK20051101_095128_000059672042_00108_19200_1025.N1	01NOV2005 09:51:28	01NOV2005 11:30:56	1	0	1	0	0
8	SCI_NL__OPNPDK20051101_112947_000061042042_00109_19201_1027.N1	01NOV2005 11:29:47	01NOV2005 13:11:32	1	0	1	0	0
9	SCI_NL__OPNPDK20051101_131036_000059672042_00110_19202_1029.N1	01NOV2005 13:10:36	01NOV2005 14:50:04	1	0	1	0	0
10	SCI_NL__OPNPDK20051101_144908_000057862042_00111_19203_1031.N1	01NOV2005 14:49:08	01NOV2005 16:25:35	1	0	1	0	0
11	SCI_NL__OPNPDK20051101_162535_000059232042_00112_19204_1032.N1	01NOV2005 16:25:35	01NOV2005 18:04:18	1	0	1	0	0
12	SCI_NL__OPNPDK20051101_180227_000060922042_00113_19205_1033.N1	01NOV2005 18:02:27	01NOV2005 19:43:59	1	0	1	0	0
13	SCI_NL__OPNPDE20051101_194303_000040292042_00114_19206_0865.N1	01NOV2005 19:43:03	01NOV2005 20:50:12	1	0	1	0	0
14	SCI_NL__OPNPDE20051101_204904_000062092042_00114_19206_0866.N1	01NOV2005 20:49:04	01NOV2005 22:32:33	1	0	1	0	0
15	SCI_NL__OPNPDE20051101_223832_000056892042_00115_19207_0867.N1	01NOV2005 22:38:32	02NOV2005 00:13:22	1	0	1	0	0

0.2 Product Quality Indicators

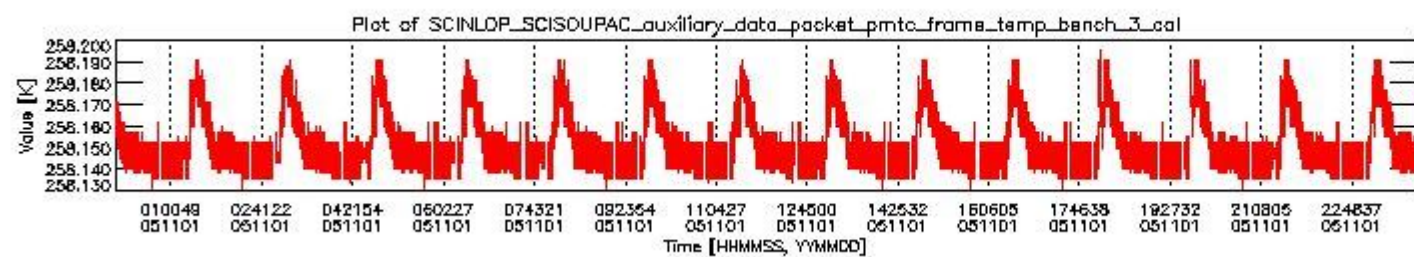
This section shows information about product quality, currently temperatures.



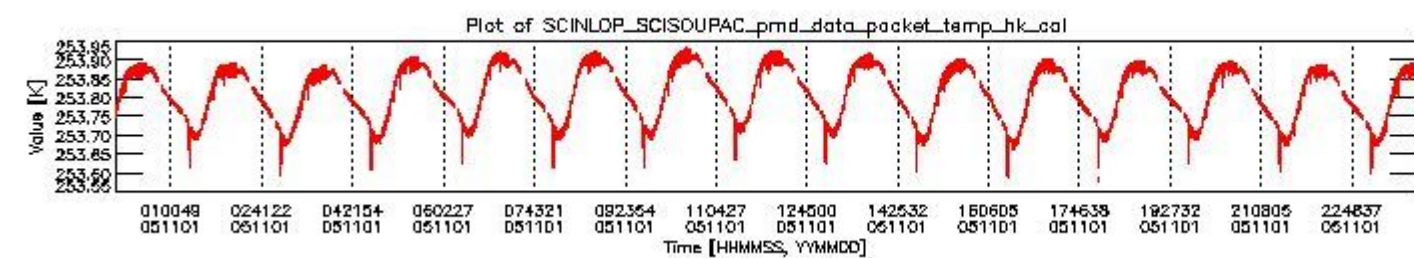
sciamachy_daily_report_level0_PFHS_5_34_N_20051101_0.PNG



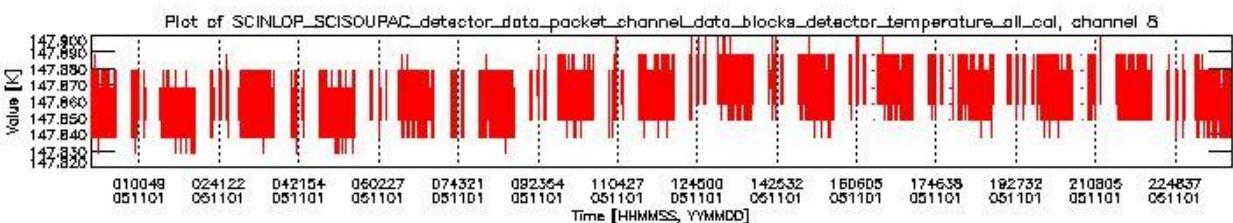
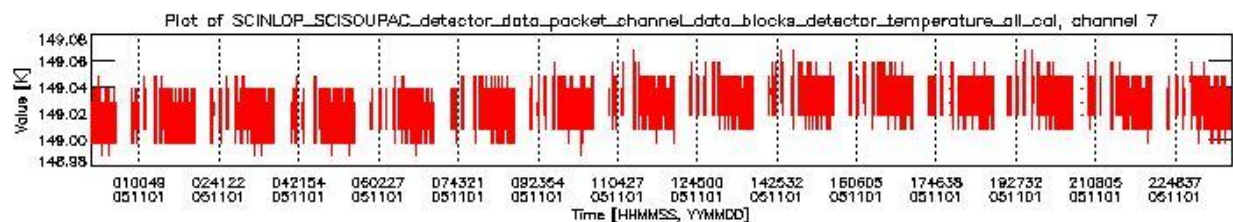
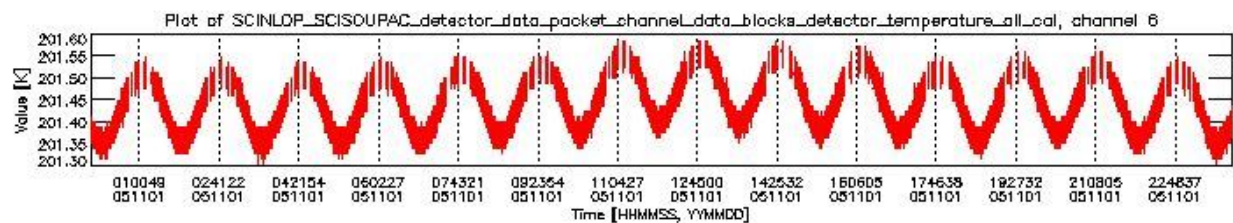
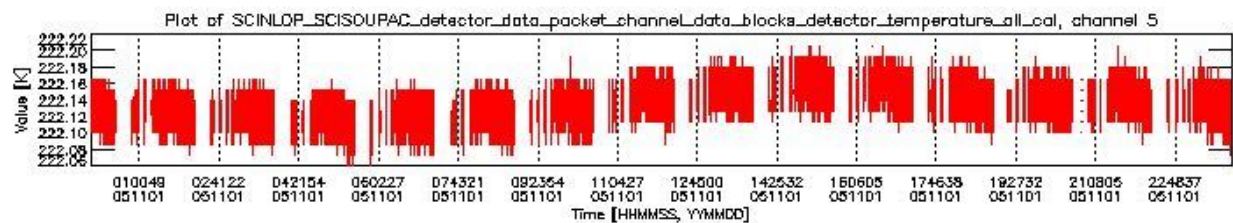
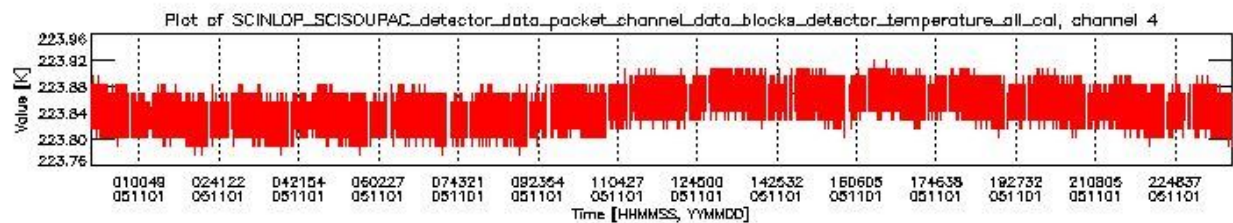
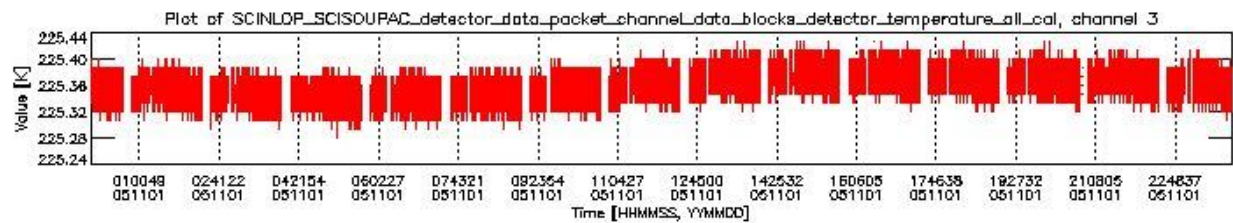
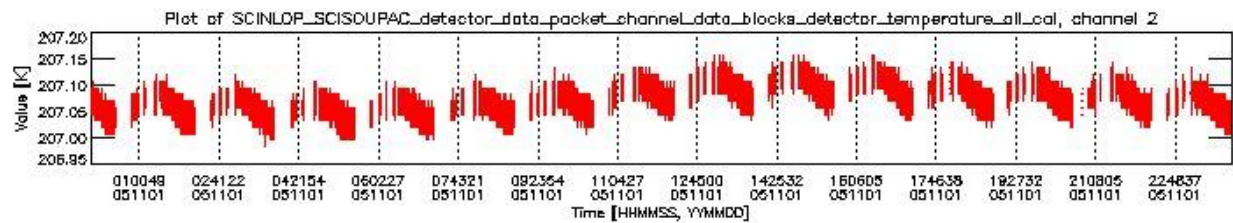
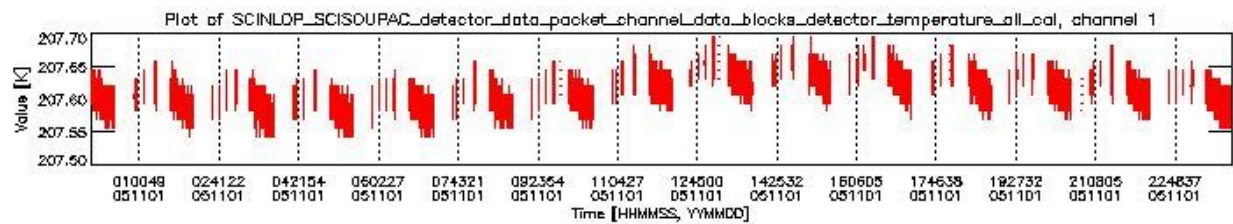
sciamachy_daily_report_level0_PFHS_5_34_N_20051101_1.PNG



sciamachy_daily_report_level0_PFHS_5_34_N_20051101_2.PNG



sciamachy_daily_report_level0_PFHS_5_34_N_20051101_3.PNG



0.3 State monitoring

No instrument tracking information available.

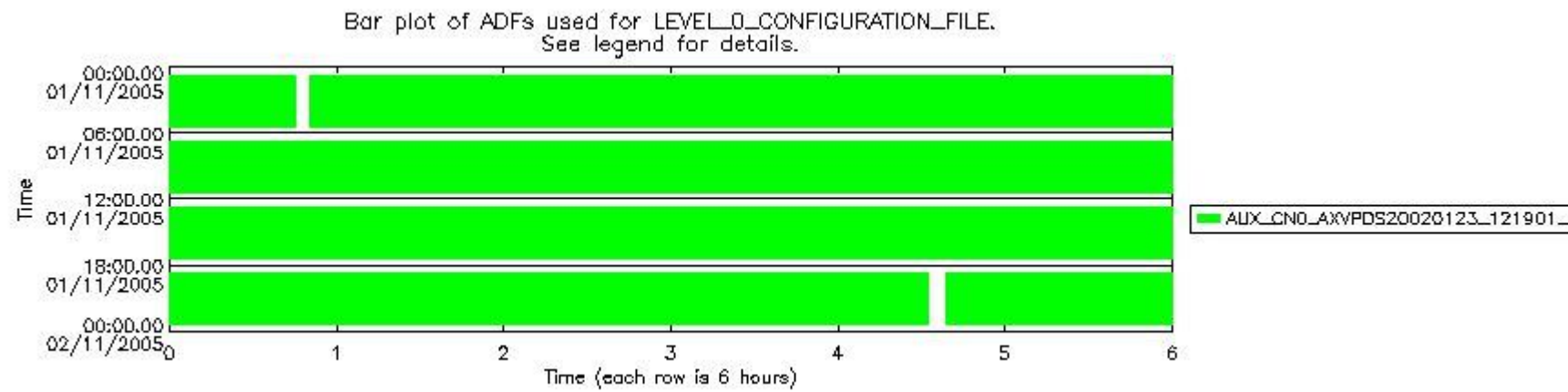
0.4 ADF monitoring

This section shows the (variation in) ADFs used for each of the products. It consists of:

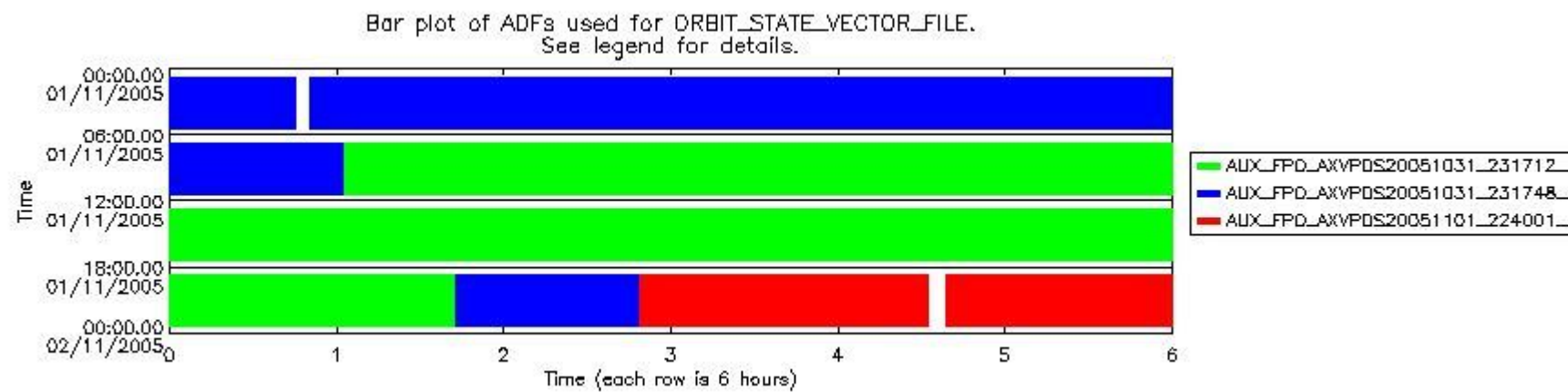
- A table showing which ADFs were used for processing (red values indicate that multiple ADFs of the same type were used)
- Various time line plots, one for each ADF, which show when which ADF was used.

If multiple ADFs of a single type were used, these are marked **red** in the table.

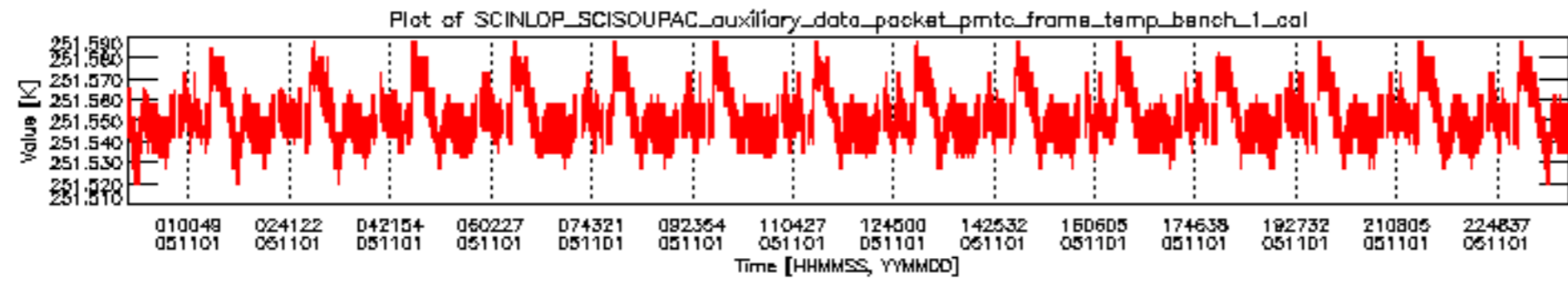
Number	ADF
	CNO (LEVEL_0_CONFIGURATION_FILE)
0	AUX_CNO_AXVPDS20020123_121901_20020101_000000_20200101_000000
	FPO (ORBIT_STATE_VECTOR_FILE)
1	AUX_FPO_AXVPDS20051031_231712_20051031_195900_20051110_212512
2	AUX_FPO_AXVPDS20051031_231748_20051031_195900_20051110_212512
3	AUX_FPO_AXVPDS20051101_224001_20051101_192722_20051111_205335

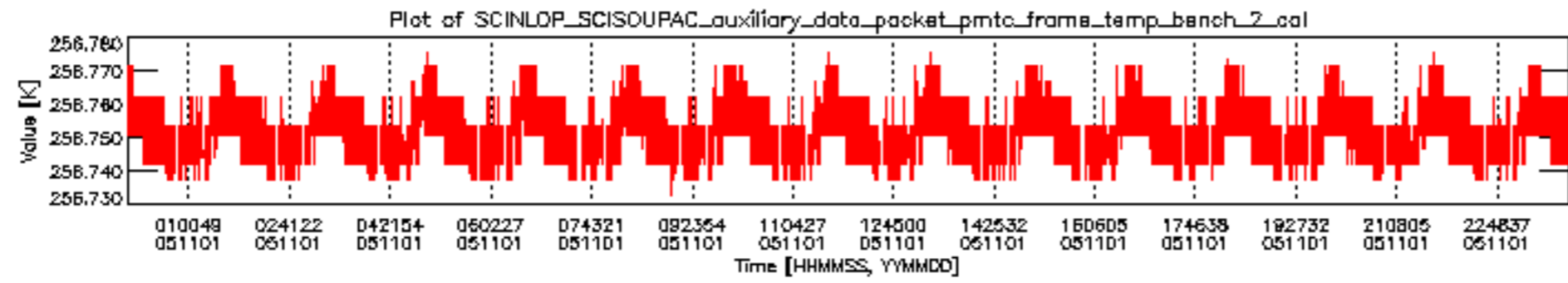


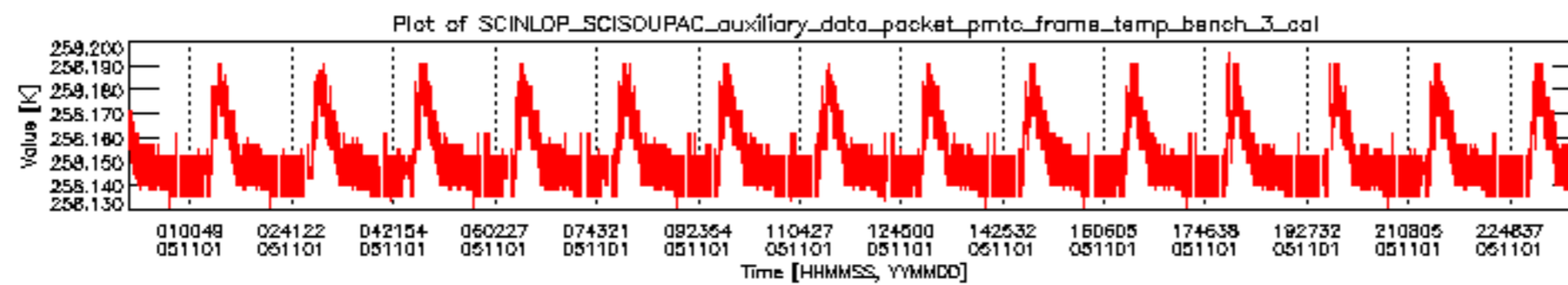
sciamachy_daily_report_level0_PFHS_5_34_N_20051101_5.PNG

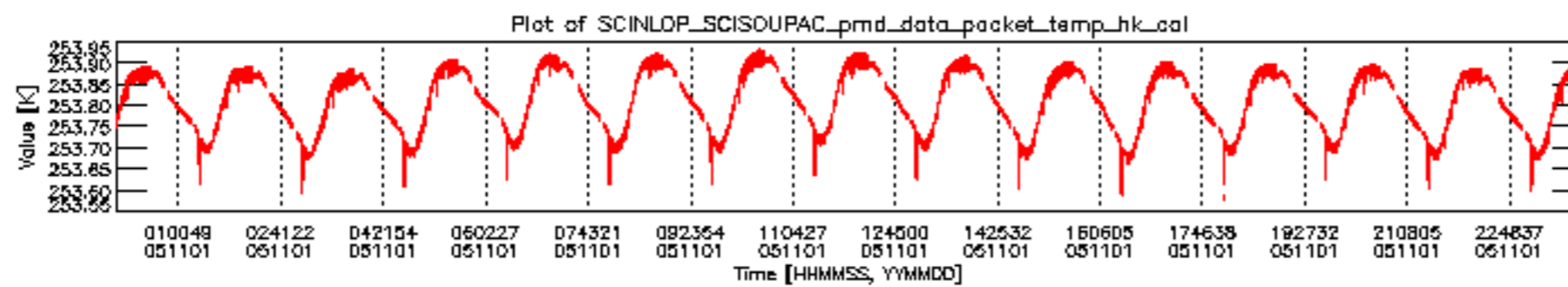


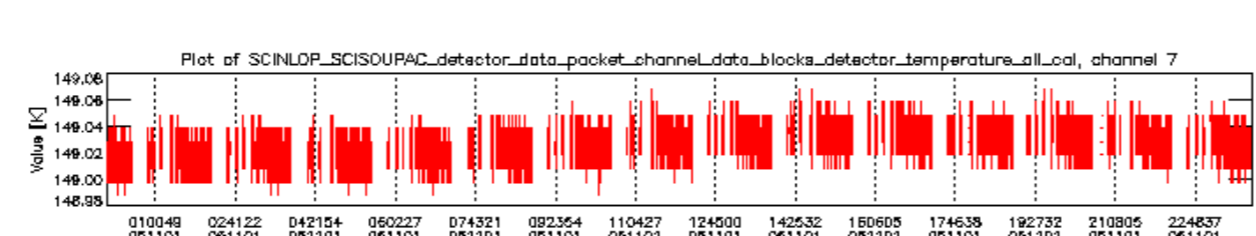
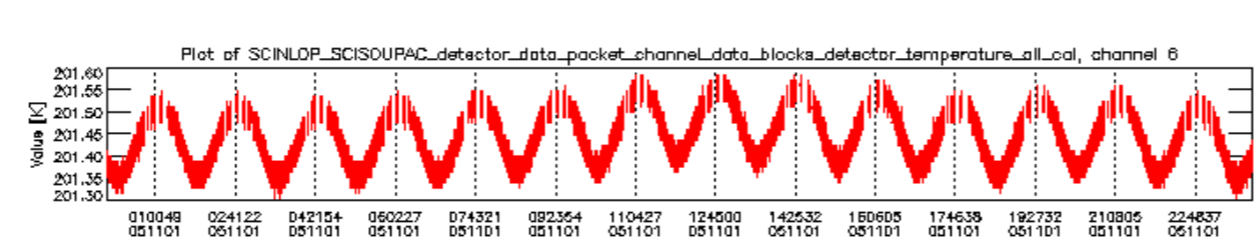
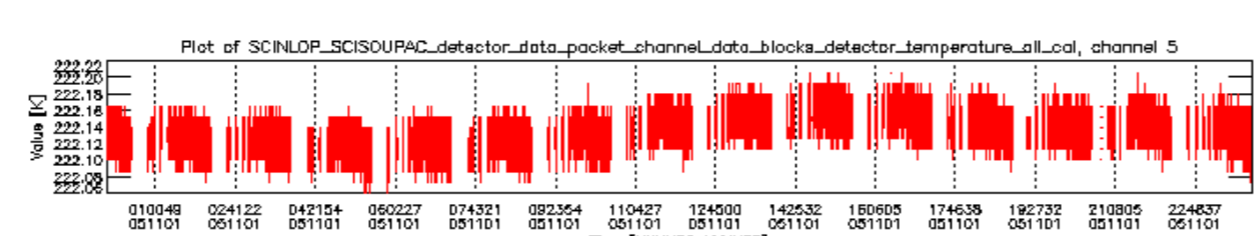
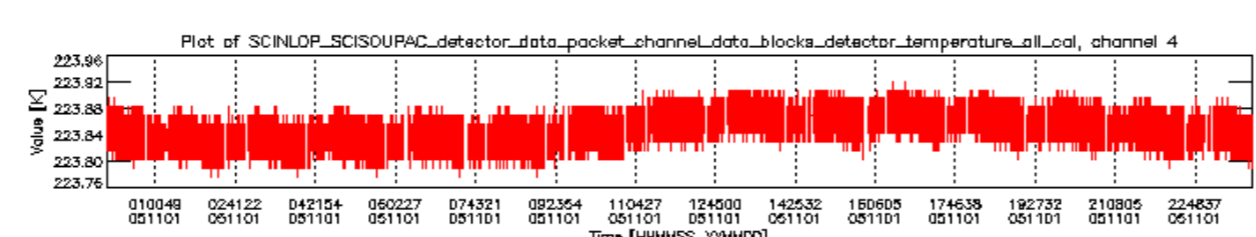
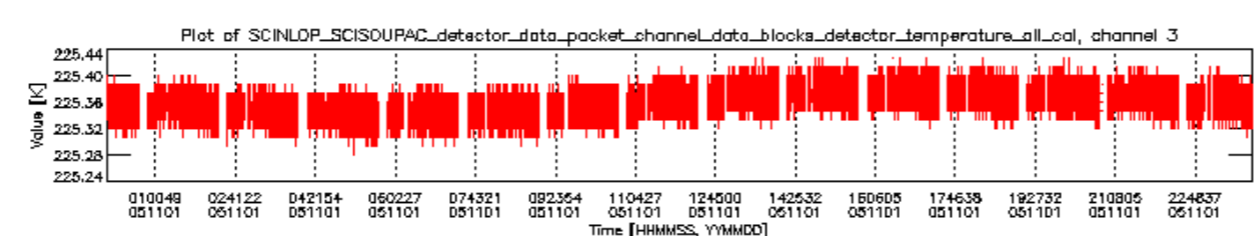
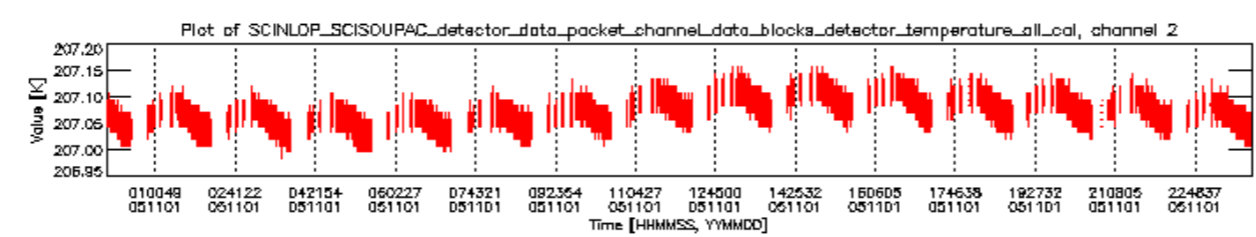
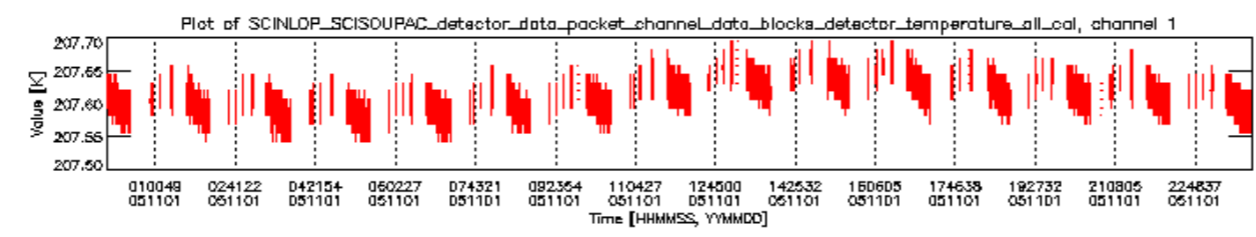
sciamachy_daily_report_level0_PFHS_5_34_N_20051101_6.PNG

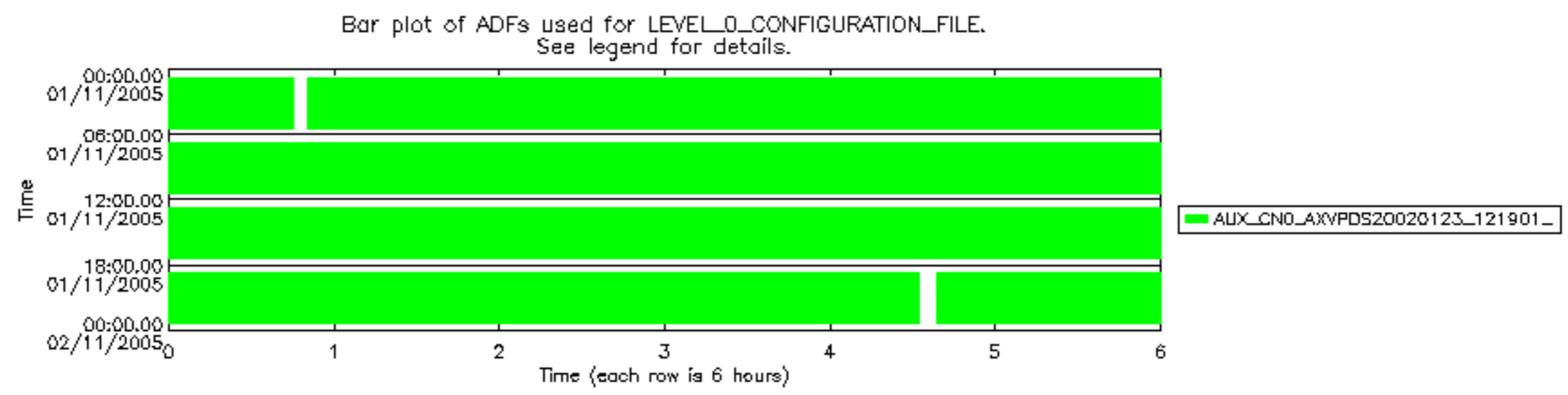












Bar plot of ADFs used for ORBIT_STATE_VECTOR_FILE.
See legend for details.

