

0. SCIAMACHY Daily Report for level 0 products

[0.1 General Info](#)

[0.2 Product Quality Indicators](#)

[0.3 State monitoring](#)

[0.4 ADF monitoring](#)

0.1 General Info

This report contains a daily analysis on parameters extracted from SCIAMACHY level 0 data (The SCI_NL__0P product).

0.1.1 Report summary

The table below shows general characteristics of the data that are included into this report.

Item	Value
Report version	vdraft_20050403
Time of report generation	03NOV2005 02:23:38
Data source version	PFHS/5.34-N
Processing scope for products	30OCT2005 00:00:00 to 31OCT2005 00:00:00
Start time of first product within scope	29OCT2005 22:32:29
Stop time of last product within scope	31OCT2005 01:16:24
Total number of level 0 products	14
Number of level 0 products with errors	14

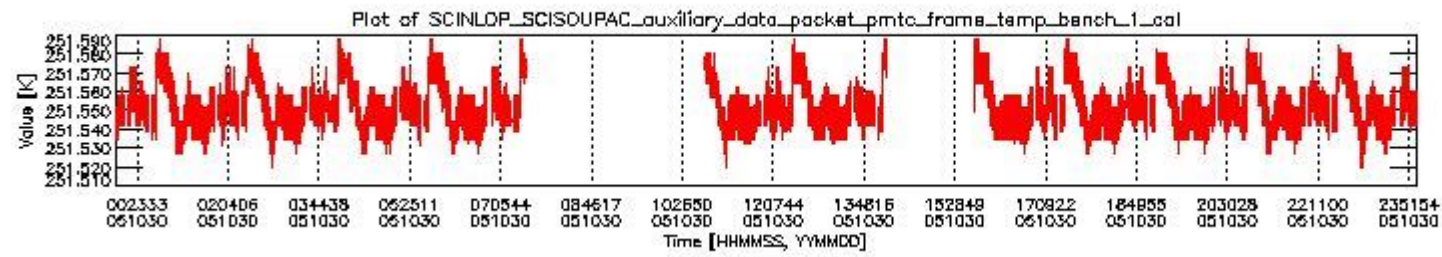
0.1.2 Summary per product

The following table shows a summary for each product used in this report.

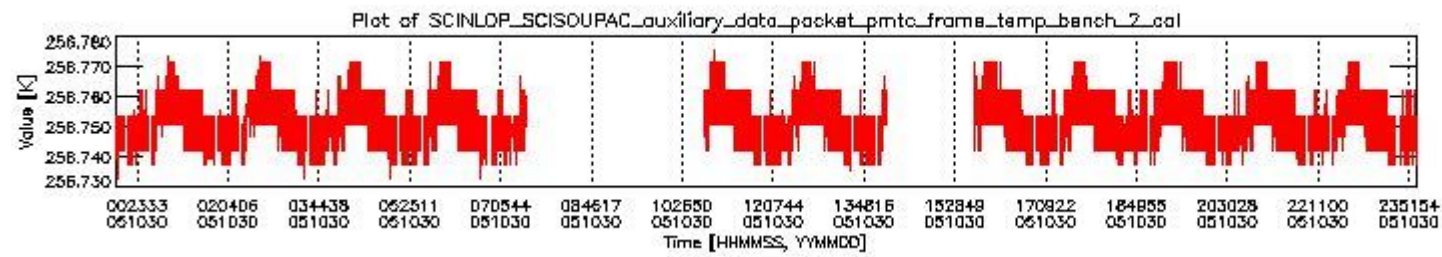
#	Product name	Start time	Stop time	Prod err	ISP err sign	ISP miss sign	ISP disc sign	rs sign
0	SCI_NL__OPNPDE20051029_223229_000060362042_00072_19164_0834.N1	29OCT2005 22:32:29	30OCT2005 00:13:05	1	0	1	0	0
1	SCI_NL__OPNPDE20051030_001305_000056892042_00073_19165_0835.N1	30OCT2005 00:13:05	30OCT2005 01:47:55	1	0	1	0	0
2	SCI_NL__OPNPDE20051030_015341_000041892042_00074_19166_0836.N1	30OCT2005 01:53:41	30OCT2005 03:03:31	1	0	1	0	0
3	SCI_NL__OPNPDE20051030_030222_000062292042_00075_19167_0837.N1	30OCT2005 03:02:22	30OCT2005 04:46:11	1	0	1	0	0
4	SCI_NL__OPNPDE20051030_044611_000060362042_00076_19168_0838.N1	30OCT2005 04:46:11	30OCT2005 06:26:48	1	0	1	0	0
5	SCI_NL__OPNPDK20051030_062539_000040582042_00077_19169_0967.N1	30OCT2005 06:25:39	30OCT2005 07:33:17	1	0	1	0	0
6	SCI_NL__OPNPDK20051030_105117_000060922042_00080_19172_0974.N1	30OCT2005 10:51:17	30OCT2005 12:32:49	1	0	1	0	0
7	SCI_NL__OPNPDK20051030_123058_000060922042_00081_19173_0976.N1	30OCT2005 12:30:58	30OCT2005 14:12:30	1	0	1	0	0
8	SCI_NL__OPNPDK20051030_154801_000060362042_00083_19175_0980.N1	30OCT2005 15:48:01	30OCT2005 17:28:37	1	0	1	0	0
9	SCI_NL__OPNPDK20051030_172837_000055072042_00084_19176_0981.N1	30OCT2005 17:28:37	30OCT2005 19:00:25	1	0	1	0	0
10	SCI_NL__OPNPDK20051030_190529_000057372042_00085_19177_0982.N1	30OCT2005 19:05:29	30OCT2005 20:41:06	1	0	1	0	0
11	SCI_NL__OPNPDE20051030_204605_000041462042_00086_19178_0839.N1	30OCT2005 20:46:05	30OCT2005 21:55:11	1	0	1	0	0
12	SCI_NL__OPNPDE20051030_220058_000056772042_00086_19178_0840.N1	30OCT2005 22:00:58	30OCT2005 23:35:35	1	0	1	0	0
13	SCI_NL__OPNPDE20051030_234134_000056892042_00087_19179_0841.N1	30OCT2005 23:41:34	31OCT2005 01:16:24	1	0	1	0	0

0.2 Product Quality Indicators

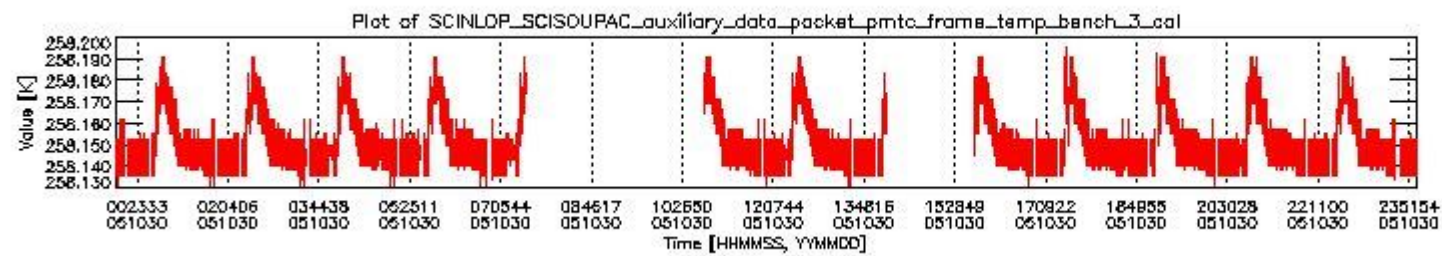
This section shows information about product quality, currently temperatures.



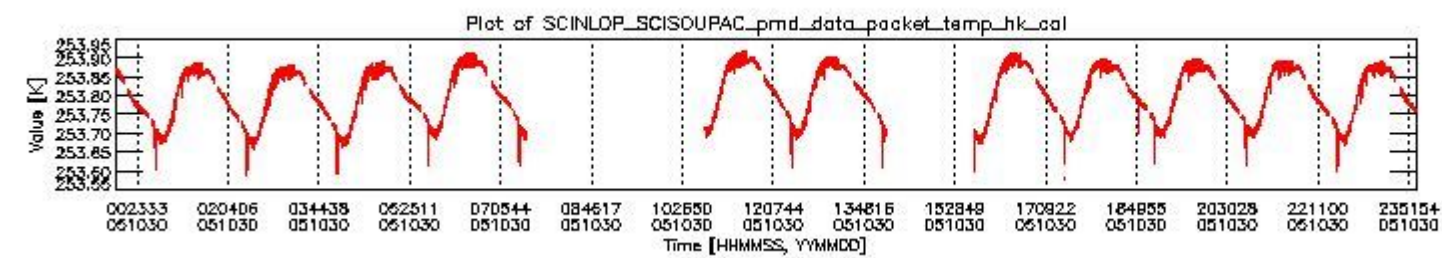
sciamachy_daily_report_level0_PFHS_5_34_N_20051030_0.PNG



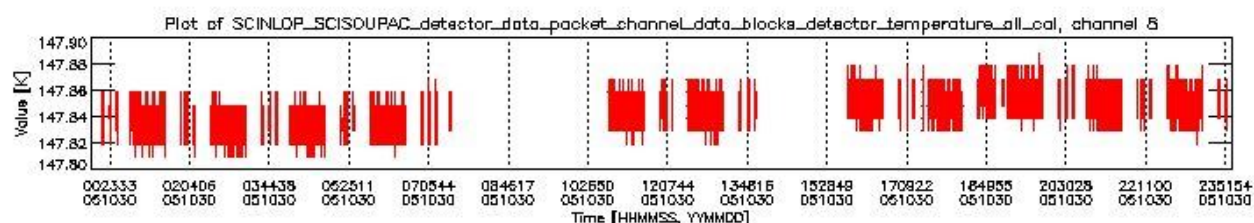
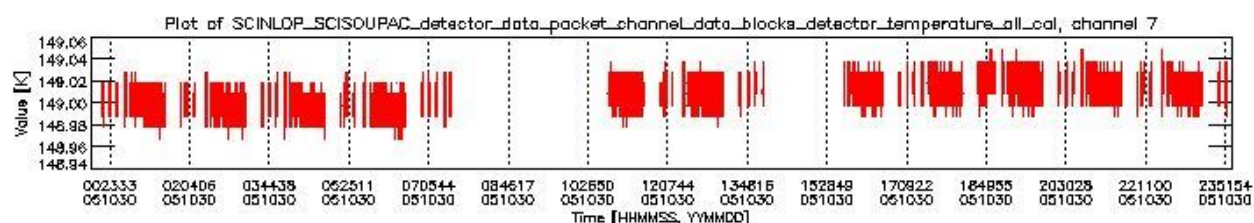
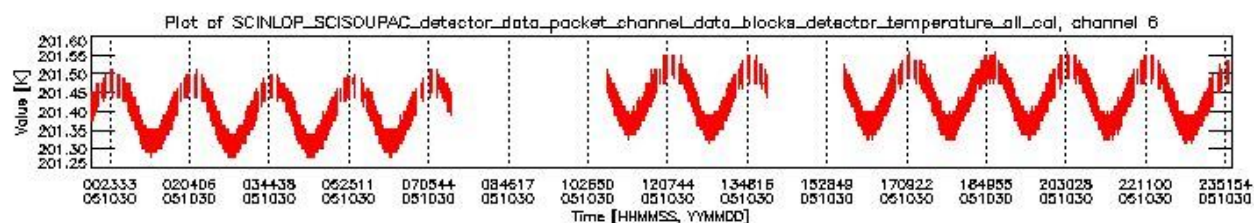
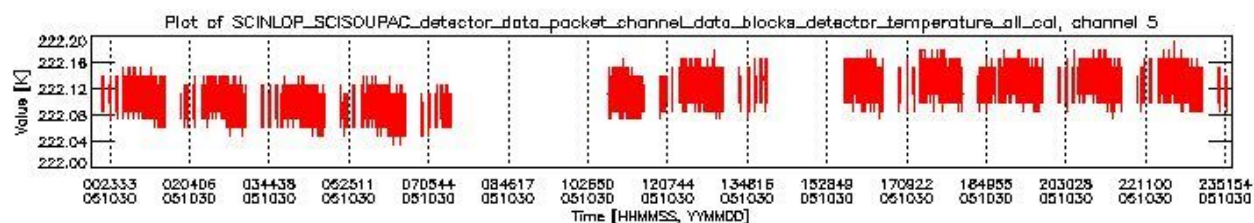
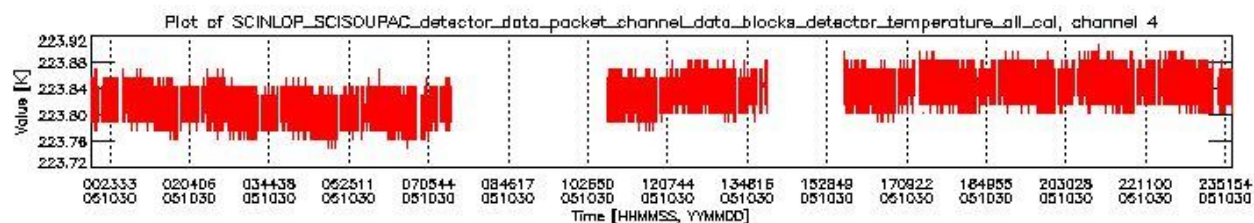
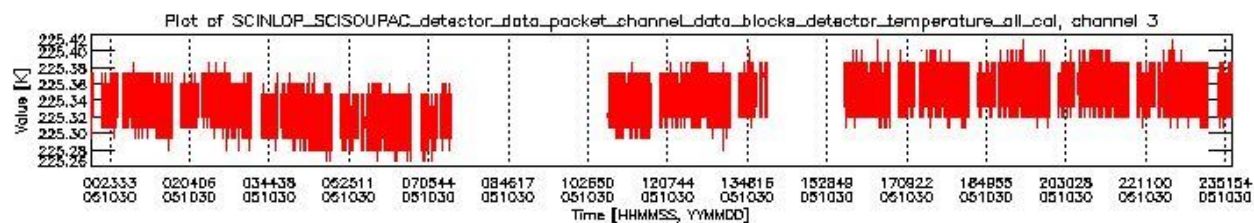
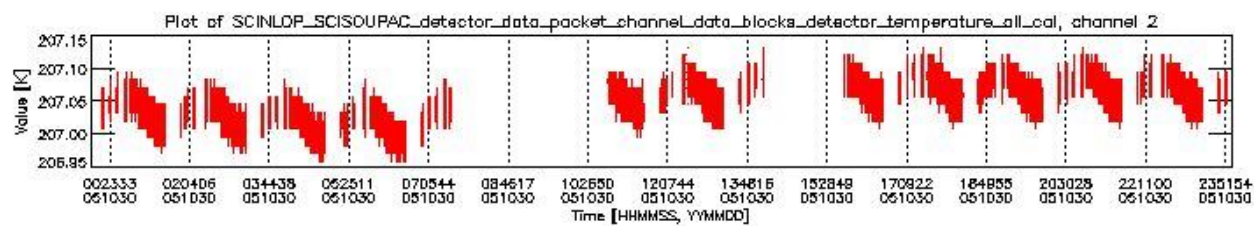
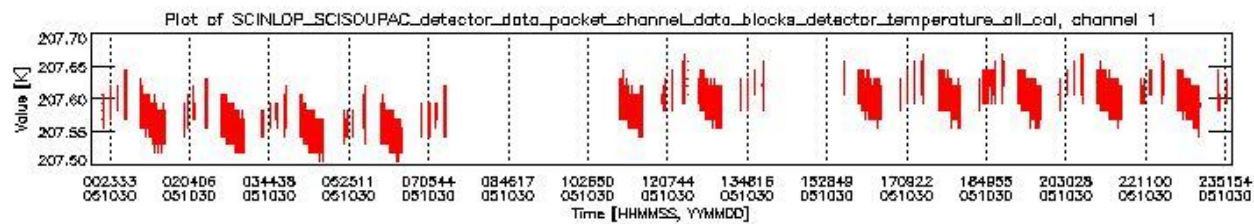
sciamachy_daily_report_level0_PFHS_5_34_N_20051030_1.PNG



sciamachy_daily_report_level0_PFHS_5_34_N_20051030_2.PNG



sciamachy_daily_report_level0_PFHS_5_34_N_20051030_3.PNG



0.3 State monitoring

No instrument tracking information available.

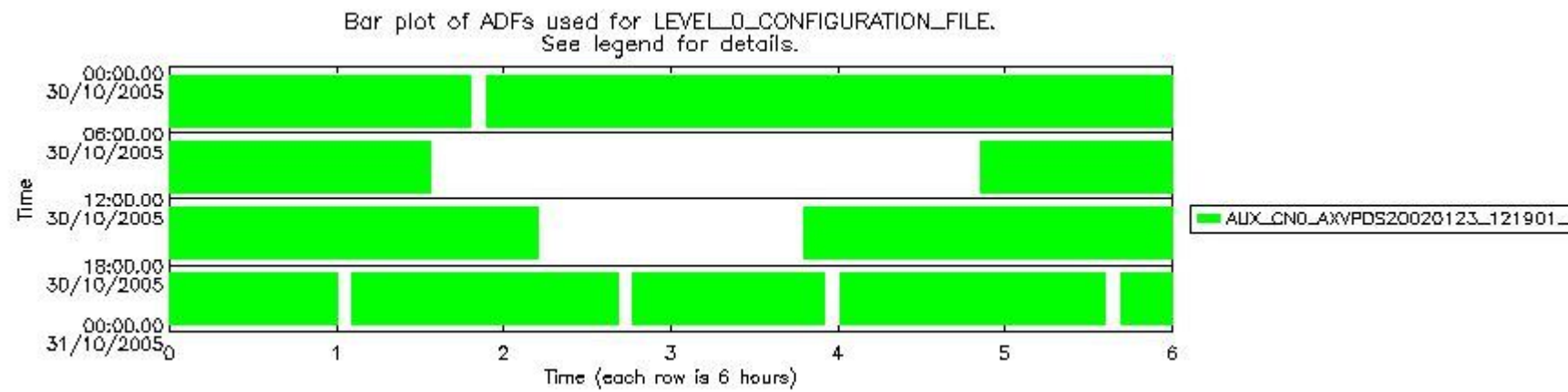
0.4 ADF monitoring

This section shows the (variation in) ADFs used for each of the products. It consists of:

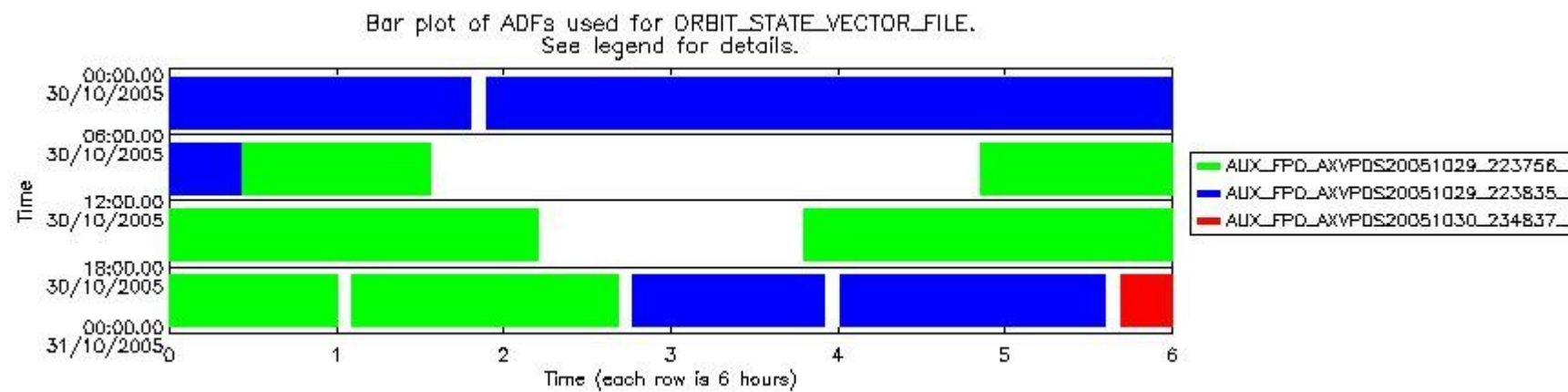
- A table showing which ADFs were used for processing (red values indicate that multiple ADFs of the same type were used)
- Various time line plots, one for each ADF, which show when which ADF was used.

If multiple ADFs of a single type were used, these are marked **red** in the table.

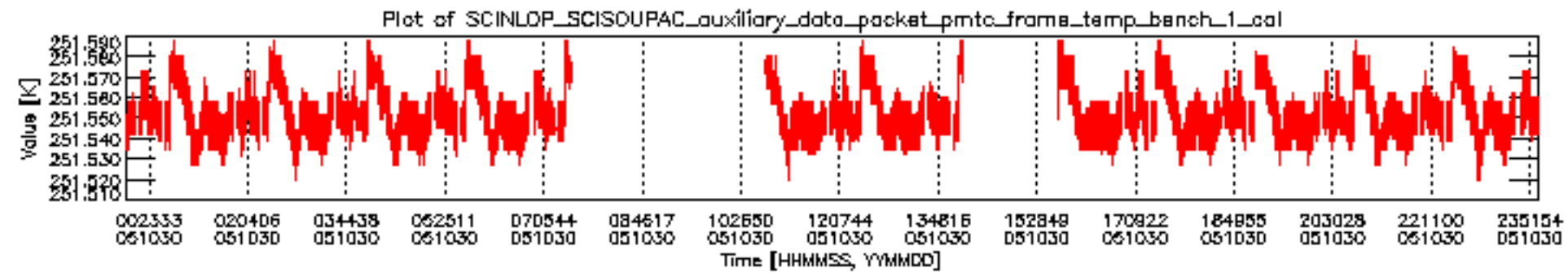
Number	ADF
	CNO (LEVEL_0_CONFIGURATION_FILE)
0	AUX_CNO_AXVPDS20020123_121901_20020101_000000_20200101_000000
	FPO (ORBIT_STATE_VECTOR_FILE)
1	AUX_FPO_AXVPDS20051029_223756_20051029_192138_20051108_204751
2	AUX_FPO_AXVPDS20051029_223835_20051029_192138_20051108_204751
3	AUX_FPO_AXVPDS20051030_234837_20051030_185001_20051109_201614

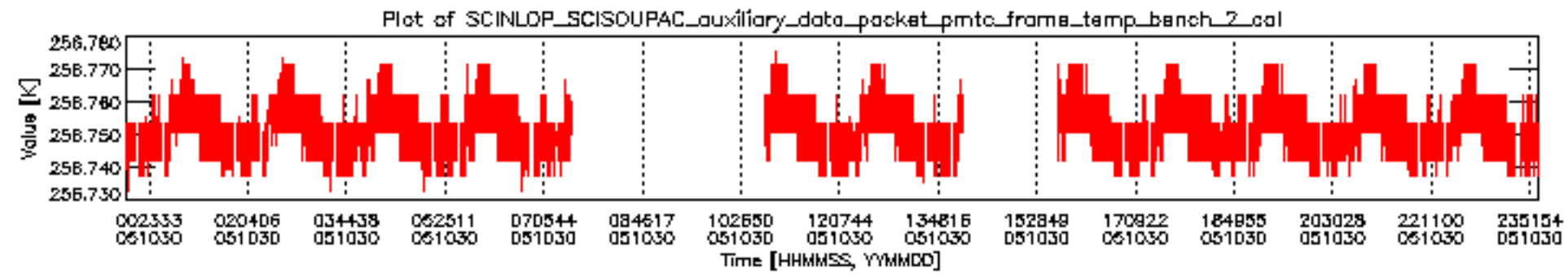


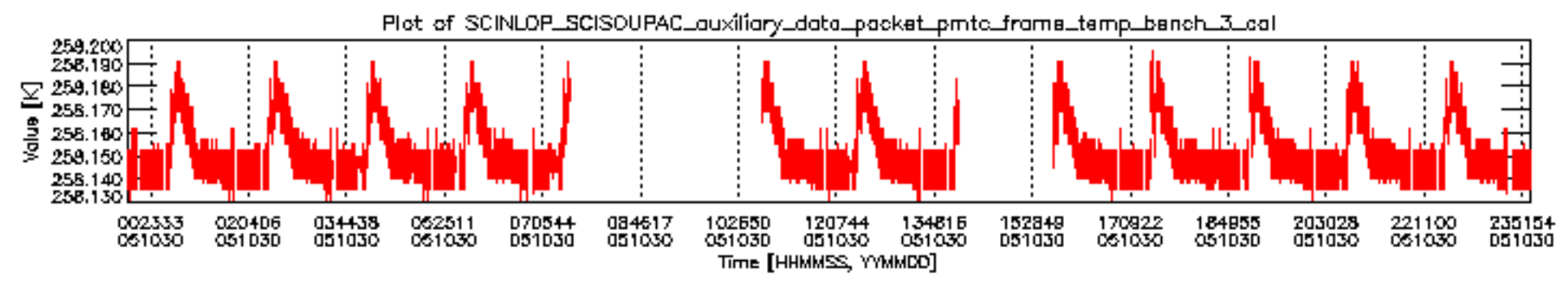
sciamachy_daily_report_level0_PFHS_5_34_N_20051030_5.PNG

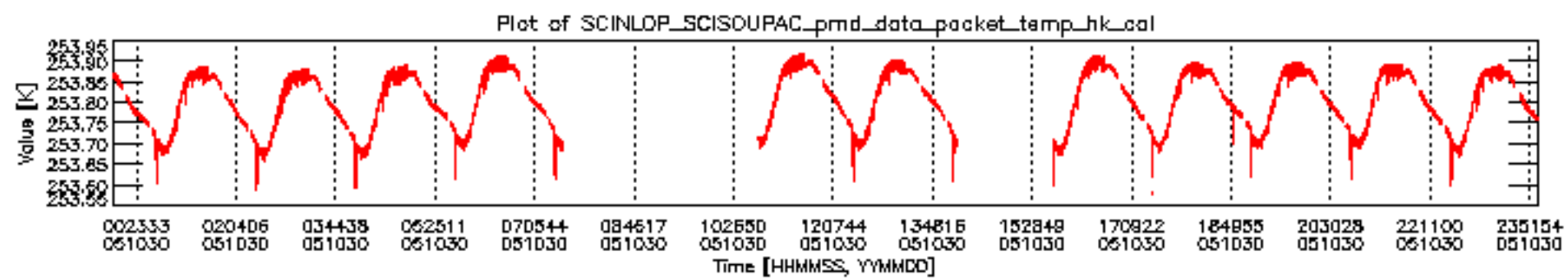


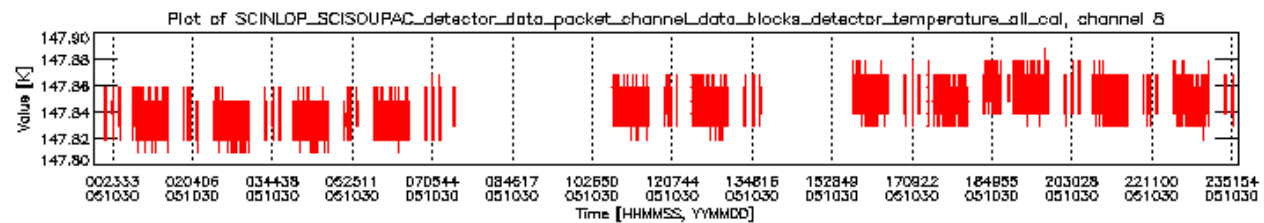
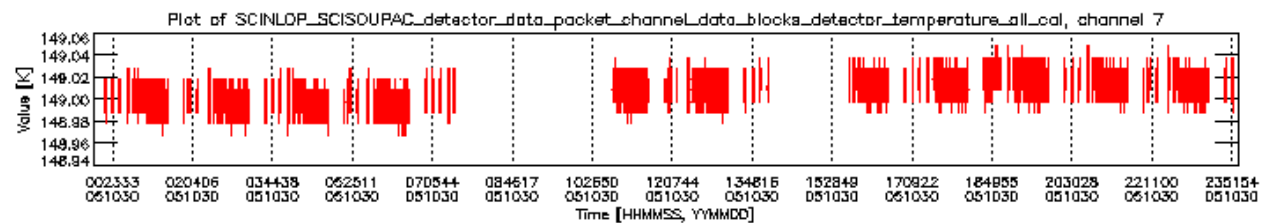
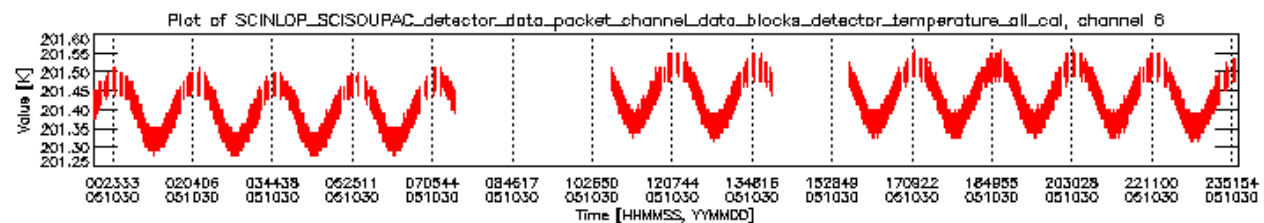
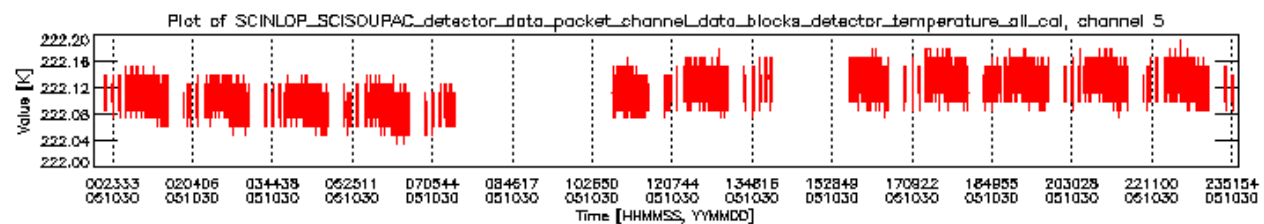
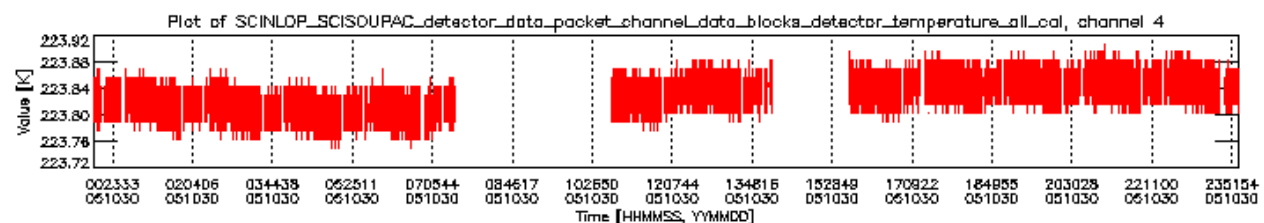
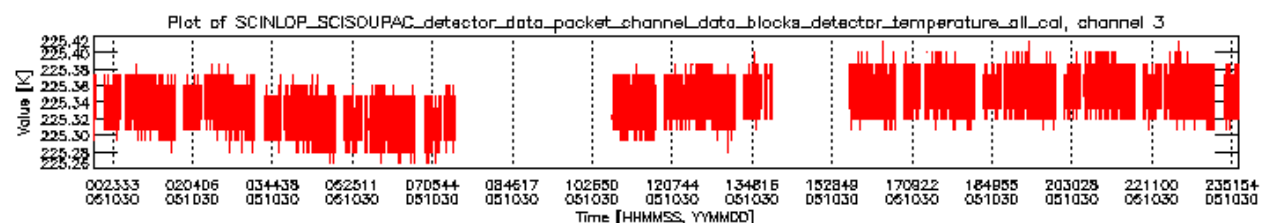
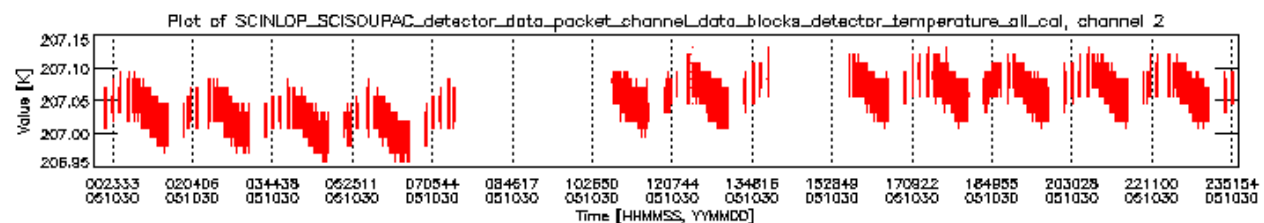
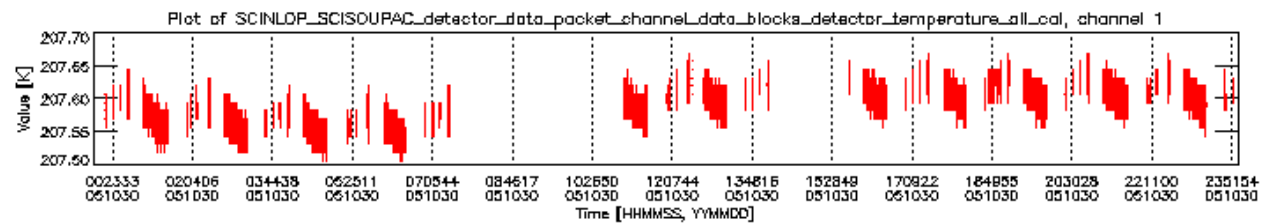
sciamachy_daily_report_level0_PFHS_5_34_N_20051030_6.PNG

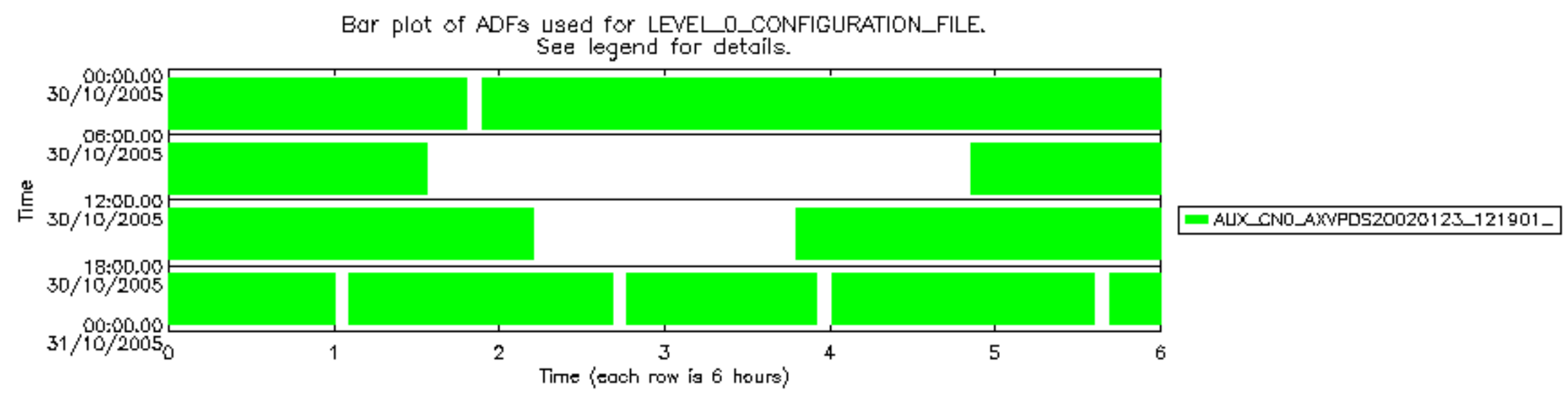












Bar plot of ADFs used for ORBIT_STATE_VECTOR_FILE.
See legend for details.

