

0. SCIAMACHY Daily Report for level 0 products

[0.1 General Info](#)

[0.2 Product Quality Indicators](#)

[0.3 State monitoring](#)

[0.4 ADF monitoring](#)

0.1 General Info

This report contains a daily analysis on parameters extracted from SCIAMACHY level 0 data (The SCI_NL__0P product).

0.1.1 Report summary

The table below shows general characteristics of the data that are included into this report.

Item	Value
Report version	vdraft_20050403
Time of report generation	02NOV2005 03:01:18
Data source version	PFHS/5.34-N
Processing scope for products	29OCT2005 00:00:00 to 30OCT2005 00:00:00
Start time of first product within scope	28OCT2005 23:04:00
Stop time of last product within scope	30OCT2005 00:13:05
Total number of level 0 products	11
Number of level 0 products with errors	11

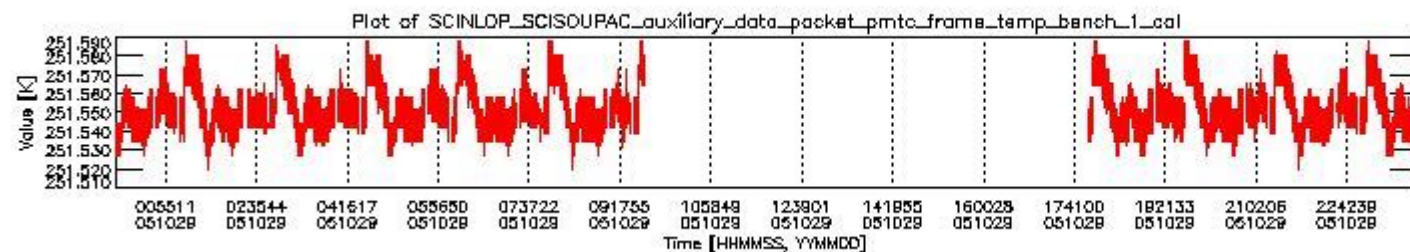
0.1.2 Summary per product

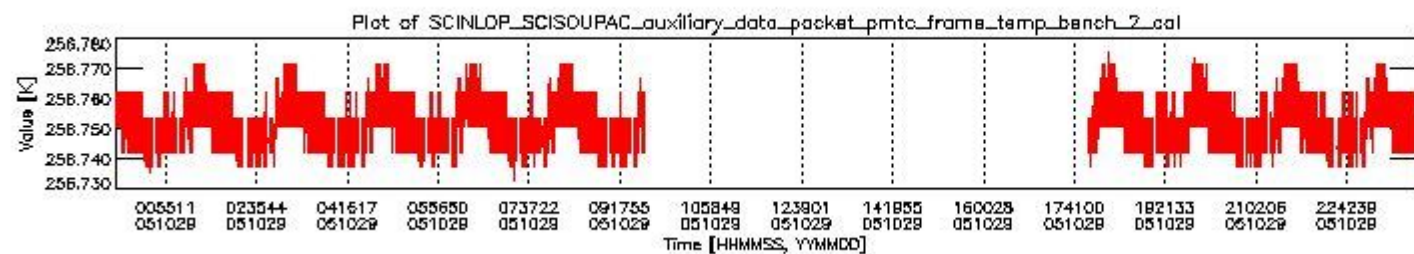
The following table shows a summary for each product used in this report.

#	Product name	Start time	Stop time	Prod err	ISP err sign	ISP miss sign	ISP disc sign	rs sign
0	SCI_NL__0PNPDE20051028_230400_000056772042_00058_19150_0827.N1	28OCT2005 23:04:00	29OCT2005 00:38:37	1	0	1	0	0
1	SCI_NL__0PNPDE20051029_004436_000056212042_00059_19151_0828.N1	29OCT2005 00:44:36	29OCT2005 02:18:17	1	0	1	0	0
2	SCI_NL__0PNPDE20051029_021709_000046722042_00060_19152_0829.N1	29OCT2005 02:17:09	29OCT2005 03:35:02	1	0	1	0	0
3	SCI_NL__0PNPDE20051029_033353_000062292042_00061_19153_0830.N1	29OCT2005 03:33:53	29OCT2005 05:17:42	1	0	1	0	0
4	SCI_NL__0PNPDE20051029_051647_000059672042_00062_19154_0831.N1	29OCT2005 05:16:47	29OCT2005 06:56:14	1	0	1	0	0
5	SCI_NL__0PNPDK20051029_065915_000038092042_00063_19155_0966.N1	29OCT2005 06:59:15	29OCT2005 08:02:44	1	0	1	0	0
6	SCI_NL__0PNPDK20051029_080340_000060922042_00064_19156_0964.N1	29OCT2005 08:03:40	29OCT2005 09:45:12	1	0	1	0	0
7	SCI_NL__0PNPDK20051029_175624_000061482042_00070_19162_0960.N1	29OCT2005 17:56:24	29OCT2005 19:38:52	1	0	1	0	0
8	SCI_NL__0PNPDE20051029_193756_000040282042_00071_19163_0832.N1	29OCT2005 19:37:56	29OCT2005 20:45:05	1	0	1	0	0
9	SCI_NL__0PNPDE20051029_204356_000061662042_00071_19163_0833.N1	29OCT2005 20:43:56	29OCT2005 22:26:42	1	0	1	0	0
10	SCI_NL__0PNPDE20051029_223229_000060362042_00072_19164_0834.N1	29OCT2005 22:32:29	30OCT2005 00:13:05	1	0	1	0	0

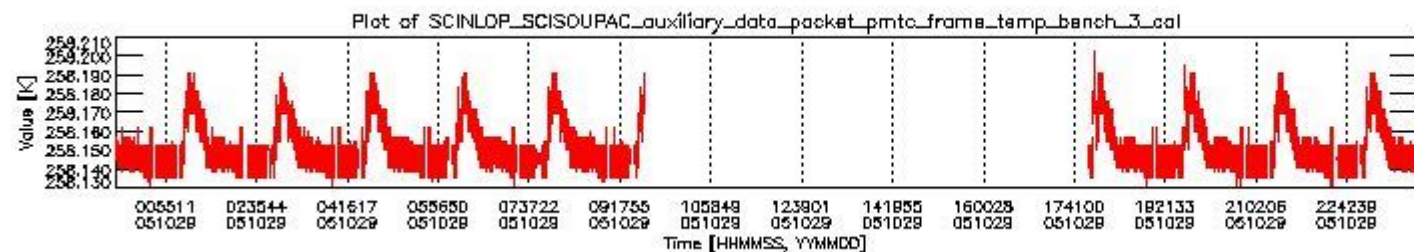
0.2 Product Quality Indicators

This section shows information about product quality, currently temperatures.

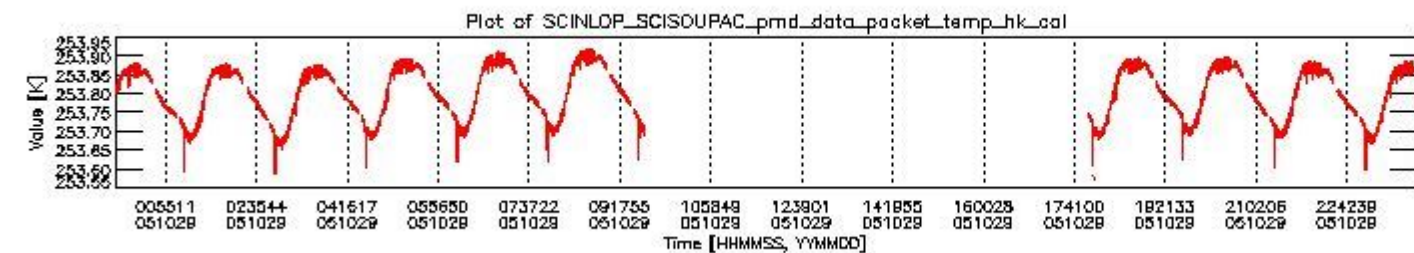




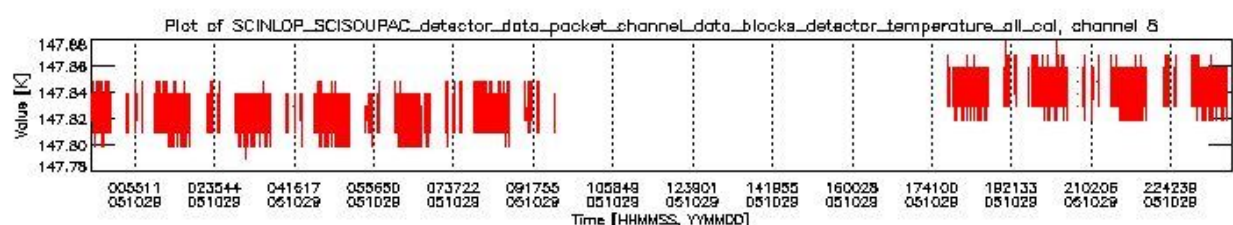
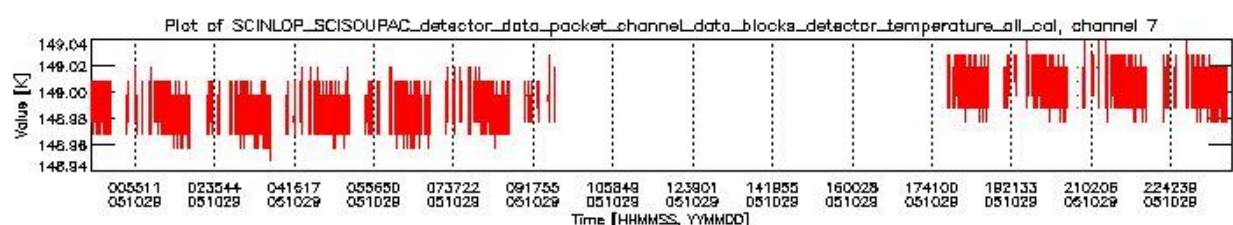
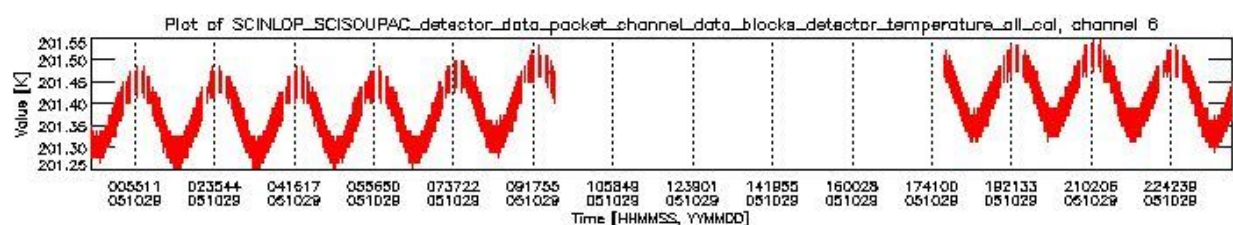
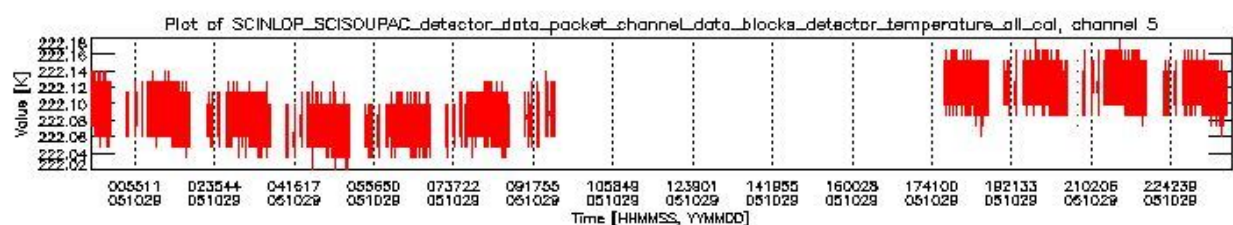
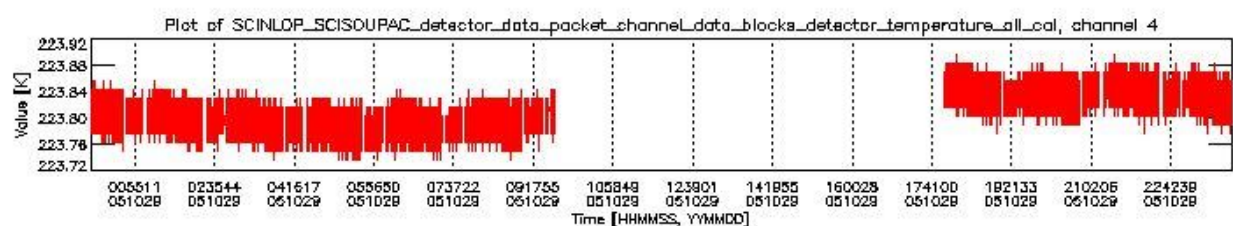
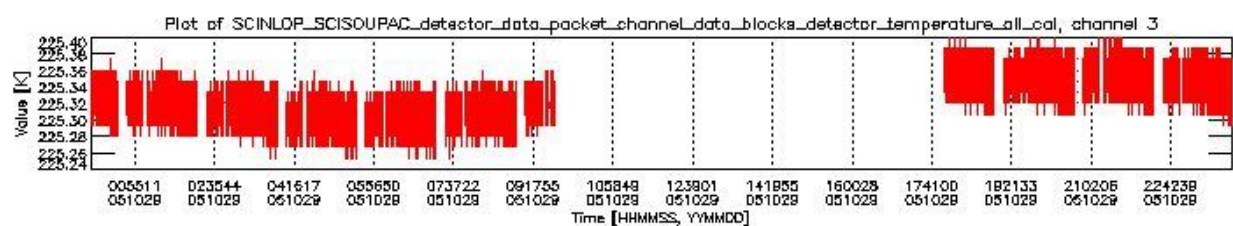
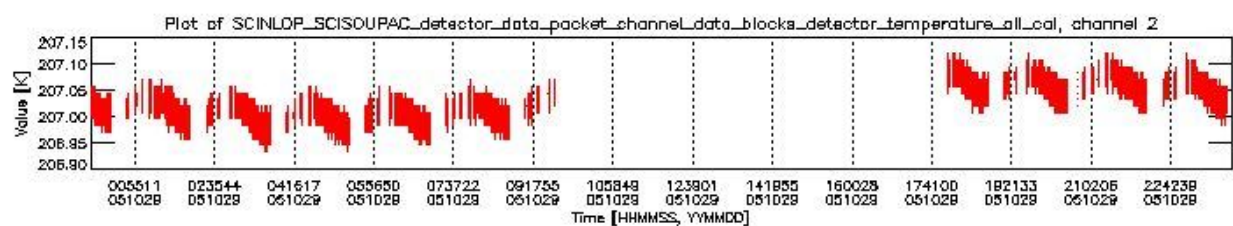
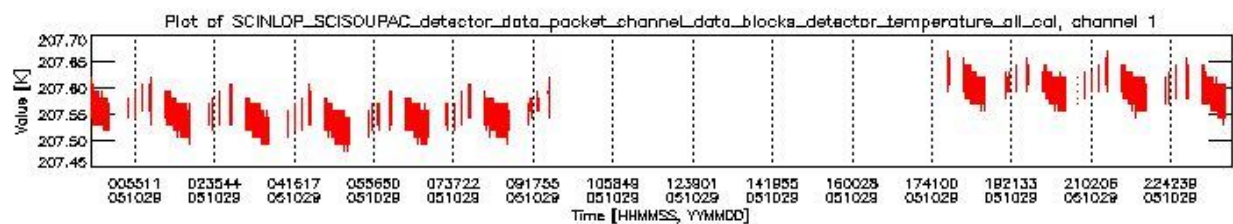
sciamachy_daily_report_level0_PFHS_5_34_N_20051029_1.PNG



sciamachy_daily_report_level0_PFHS_5_34_N_20051029_2.PNG



sciamachy_daily_report_level0_PFHS_5_34_N_20051029_3.PNG



0.3 State monitoring

No instrument tracking information available.

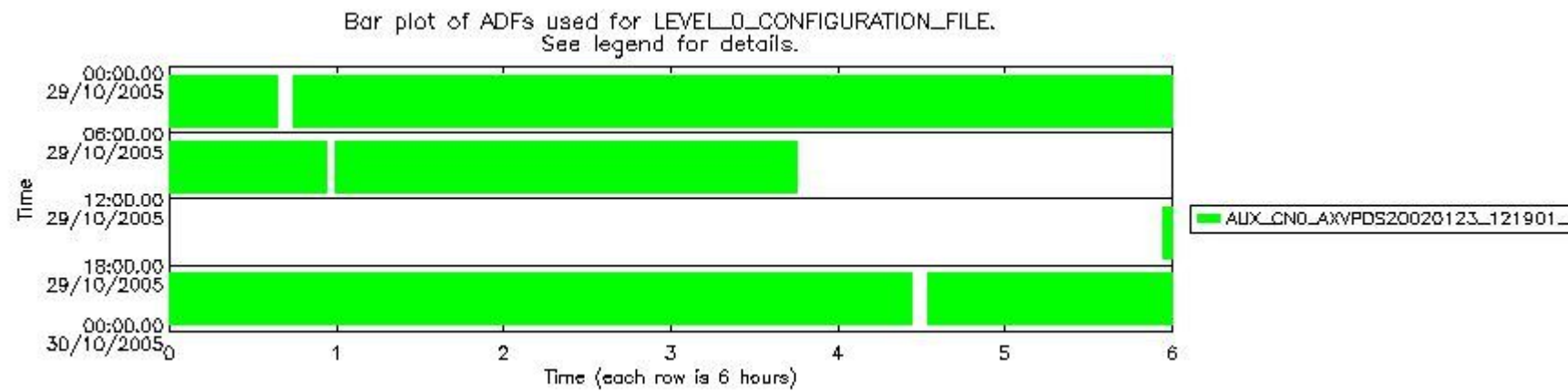
0.4 ADF monitoring

This section shows the (variation in) ADFs used for each of the products. It consists of:

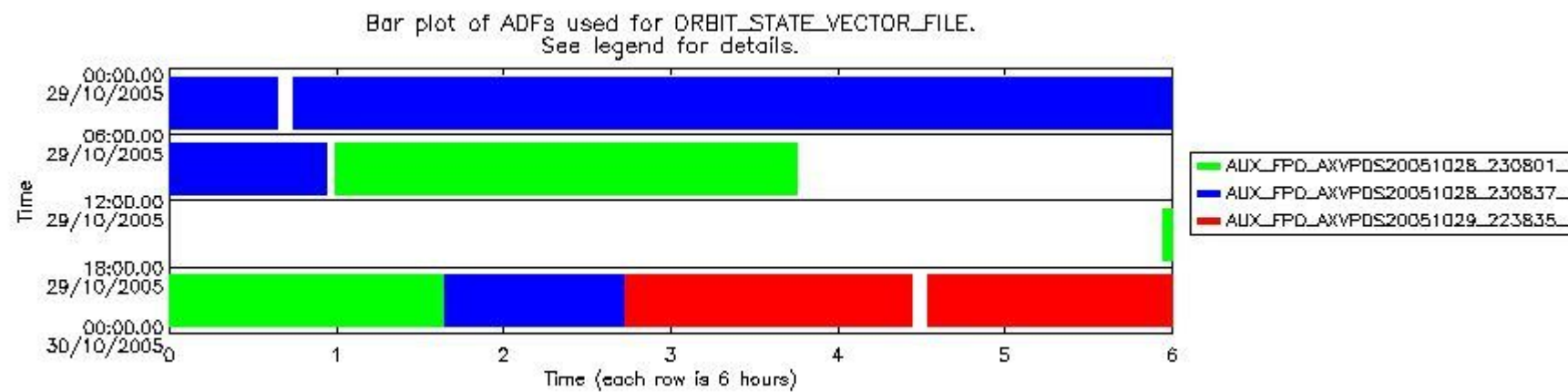
- A table showing which ADFs were used for processing (red values indicate that multiple ADFs of the same type were used)
- Various time line plots, one for each ADF, which show when which ADF was used.

If multiple ADFs of a single type were used, these are marked **red** in the table.

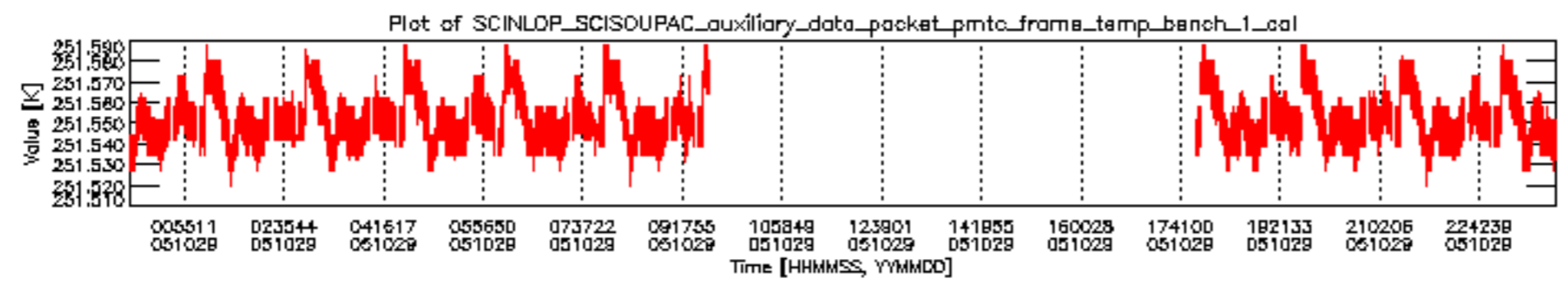
Number	ADF
	CNO (LEVEL_0_CONFIGURATION_FILE)
0	AUX_CNO_AXVPDS20020123_121901_20020101_000000_20200101_000000
	FPO (ORBIT_STATE_VECTOR_FILE)
1	AUX_FPO_AXVPDS20051028_230801_20051028_195315_20051107_211928
2	AUX_FPO_AXVPDS20051028_230837_20051028_195315_20051107_211928
3	AUX_FPO_AXVPDS20051029_223835_20051029_192138_20051108_204751

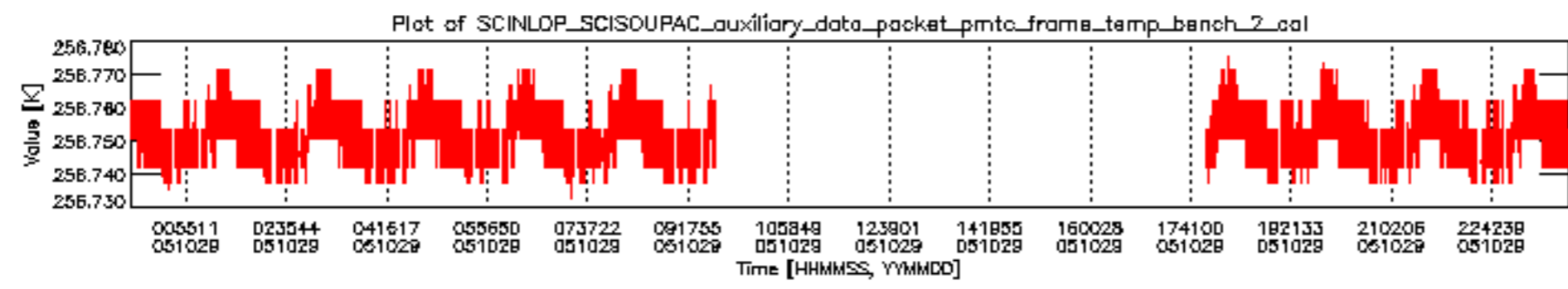


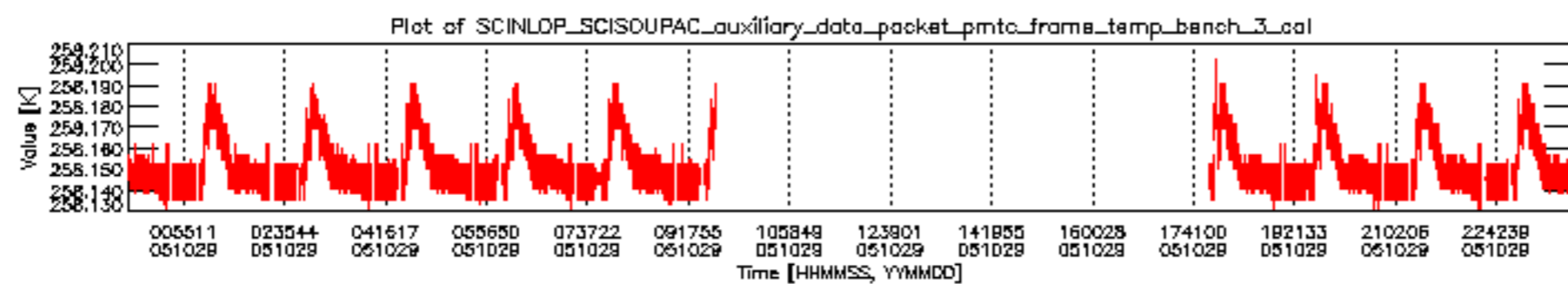
sciamachy_daily_report_level0_PFHS_5_34_N_20051029_5.PNG

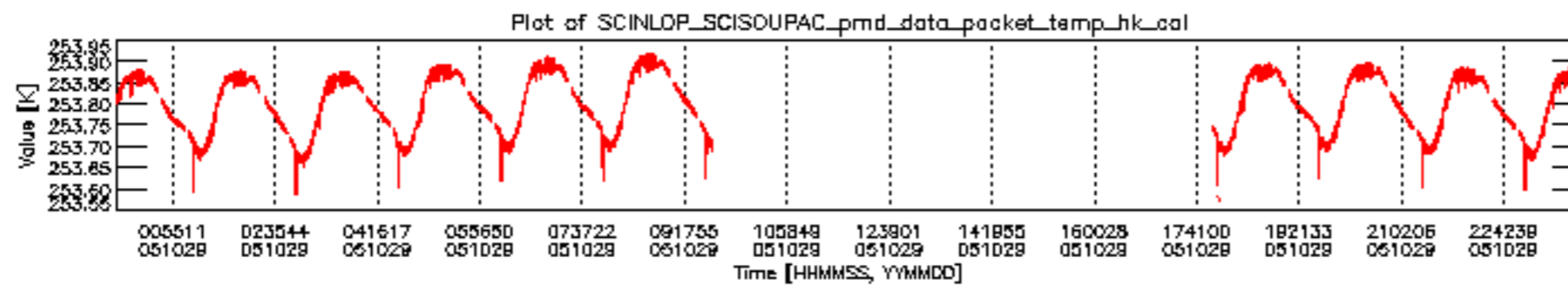


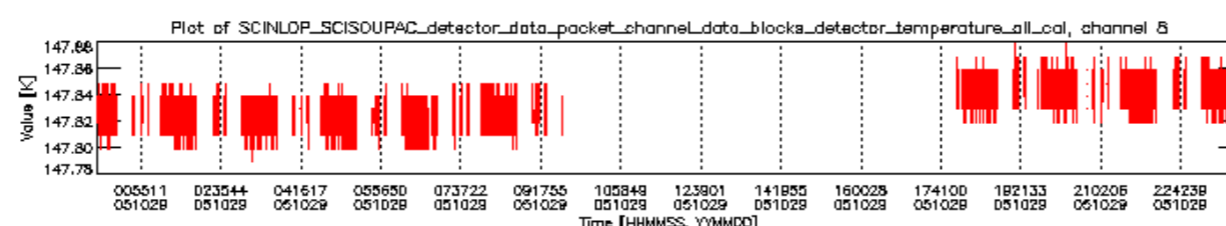
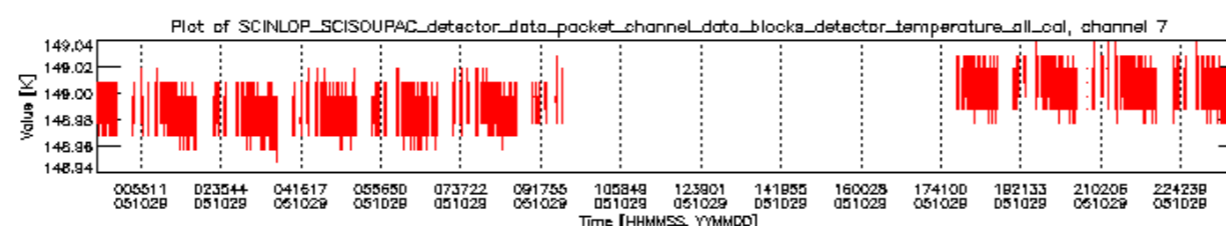
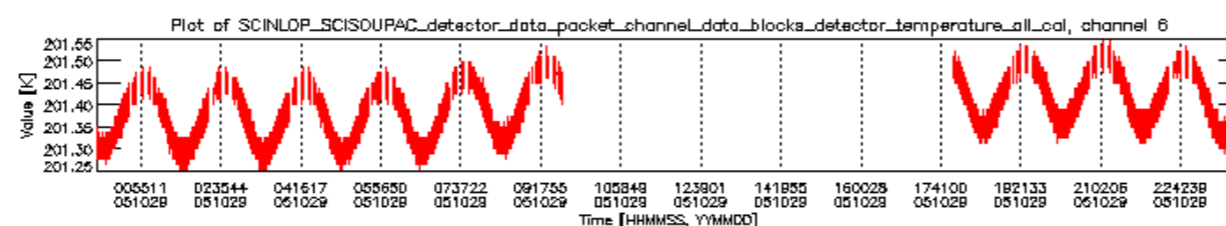
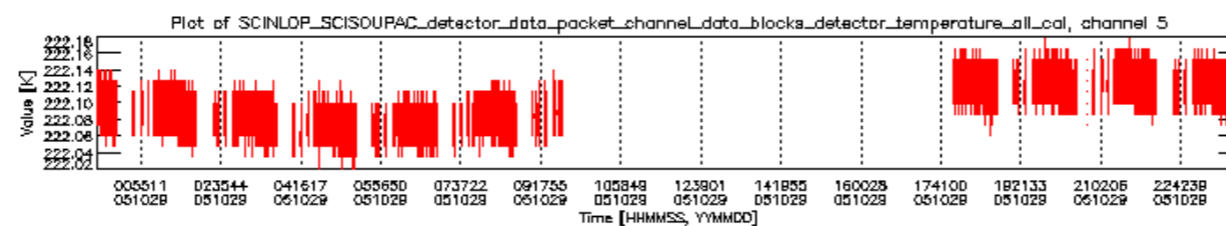
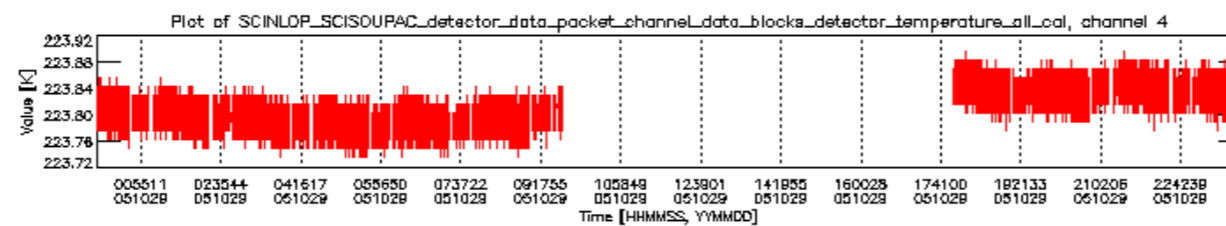
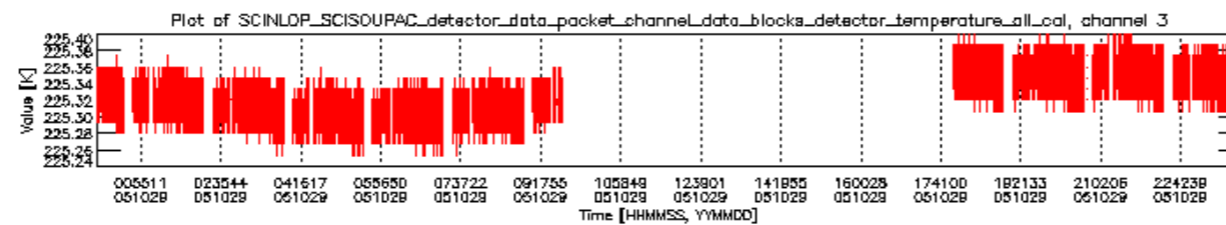
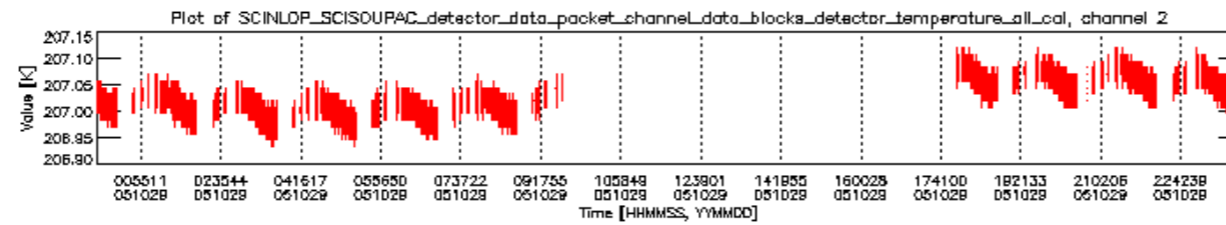
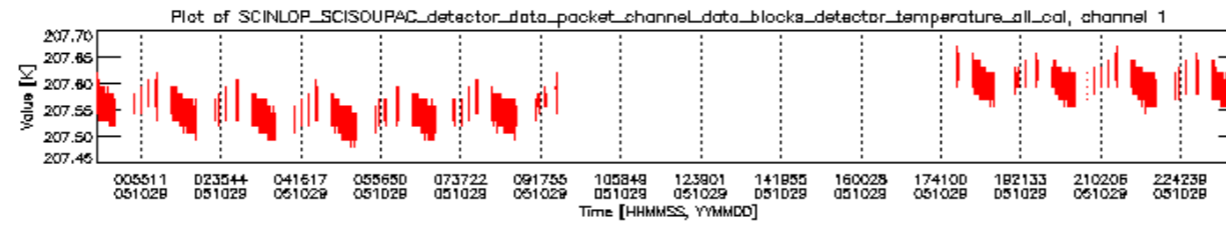
sciamachy_daily_report_level0_PFHS_5_34_N_20051029_6.PNG

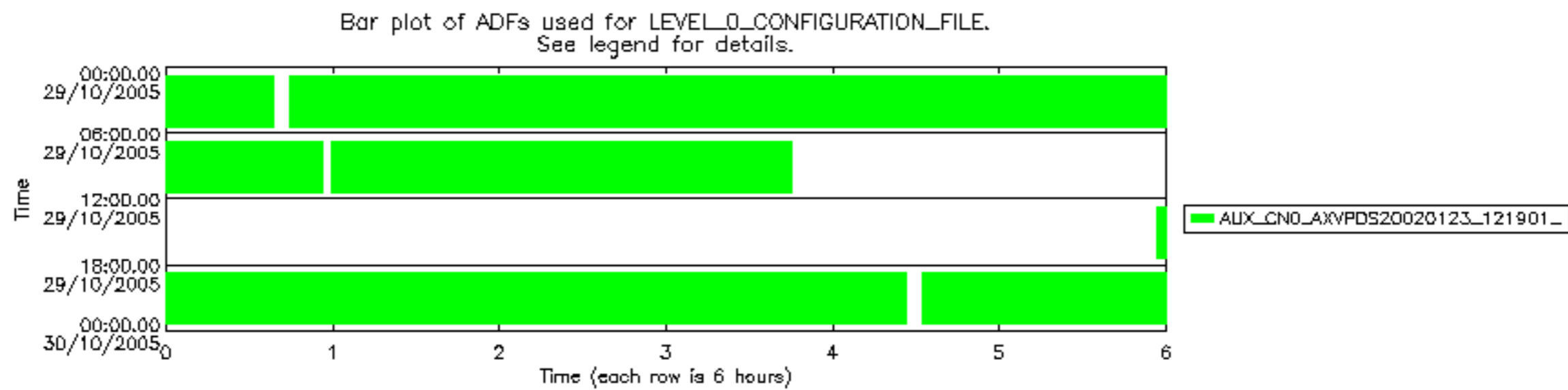












Bar plot of ADFs used for ORBIT_STATE_VECTOR_FILE.
See legend for details.

