

0. SCIAMACHY Daily Report for level 0 products

[0.1 General Info](#)

[0.2 Product Quality Indicators](#)

[0.3 State monitoring](#)

[0.4 ADF monitoring](#)

0.1 General Info

This report contains a daily analysis on parameters extracted from SCIAMACHY level 0 data (The SCI_NL__0P product).

0.1.1 Report summary

The table below shows general characteristics of the data that are included into this report.

Item	Value
Report version	vdraft_20050403
Time of report generation	01NOV2005 02:01:07
Data source version	PFHS/5.34-N
Processing scope for products	28OCT2005 00:00:00 to 29OCT2005 00:00:00
Start time of first product within scope	27OCT2005 23:35:31
Stop time of last product within scope	29OCT2005 00:38:37
Total number of level 0 products	11
Number of level 0 products with errors	11

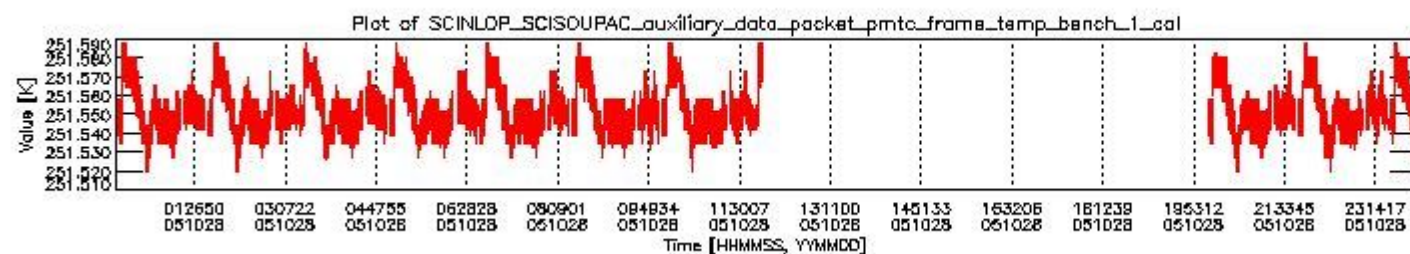
0.1.2 Summary per product

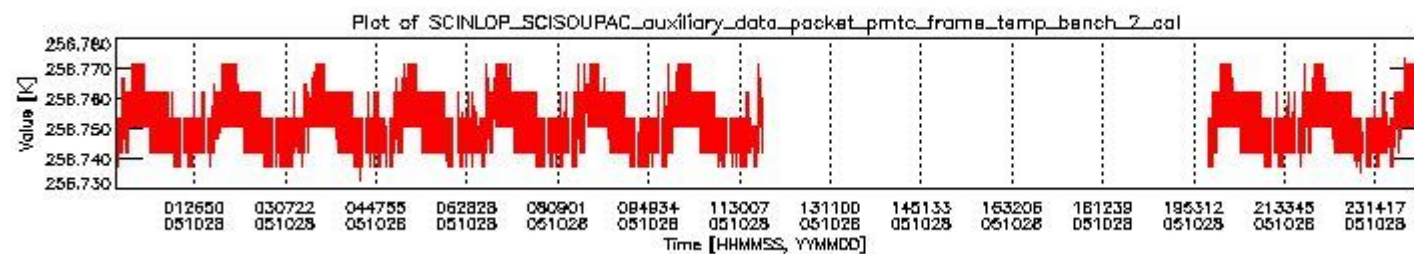
The following table shows a summary for each product used in this report.

#	Product name	Start time	Stop time	Prod err	ISP err sign	ISP miss sign	ISP disc sign	rs sign
0	SCI_NL__0PNPDE20051027_233531_000056772042_00044_19136_0813.N1	27OCT2005 23:35:31	28OCT2005 01:10:08	1	0	1	0	0
1	SCI_NL__0PNPDE20051028_011607_000041332042_00045_19137_0814.N1	28OCT2005 01:16:07	28OCT2005 02:25:00	1	0	1	0	0
2	SCI_NL__0PNPDE20051028_022352_000062162042_00046_19138_0815.N1	28OCT2005 02:23:52	28OCT2005 04:07:28	1	0	1	0	0
3	SCI_NL__0PNPDE20051028_040728_000061052042_00047_19139_0816.N1	28OCT2005 04:07:28	28OCT2005 05:49:13	1	0	1	0	0
4	SCI_NL__0PNPDK20051028_054817_000041572042_00048_19140_0954.N1	28OCT2005 05:48:17	28OCT2005 06:57:35	1	0	1	0	0
5	SCI_NL__0PNPDK20051028_065639_000061042042_00049_19141_0955.N1	28OCT2005 06:56:39	28OCT2005 08:38:24	1	0	1	0	0
6	SCI_NL__0PNPDK20051028_083715_000060362042_00050_19142_0956.N1	28OCT2005 08:37:15	28OCT2005 10:17:52	1	0	1	0	0
7	SCI_NL__0PNPDK20051028_101643_000059242042_00051_19143_0957.N1	28OCT2005 10:16:43	28OCT2005 11:55:28	1	0	1	0	0
8	SCI_NL__0PNPDE20051028_200831_000041532042_00057_19149_0825.N1	28OCT2005 20:08:31	28OCT2005 21:17:44	1	0	1	0	0
9	SCI_NL__0PNPDE20051028_212323_000056892042_00057_19149_0826.N1	28OCT2005 21:23:23	28OCT2005 22:58:13	1	0	1	0	0
10	SCI_NL__0PNPDE20051028_230400_000056772042_00058_19150_0827.N1	28OCT2005 23:04:00	29OCT2005 00:38:37	1	0	1	0	0

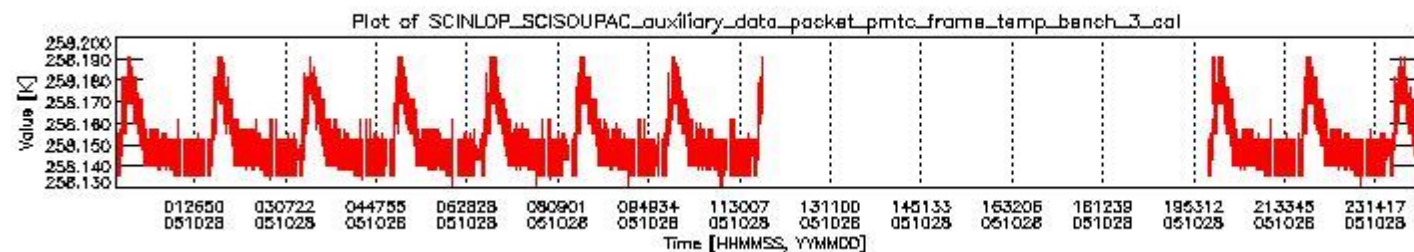
0.2 Product Quality Indicators

This section shows information about product quality, currently temperatures.

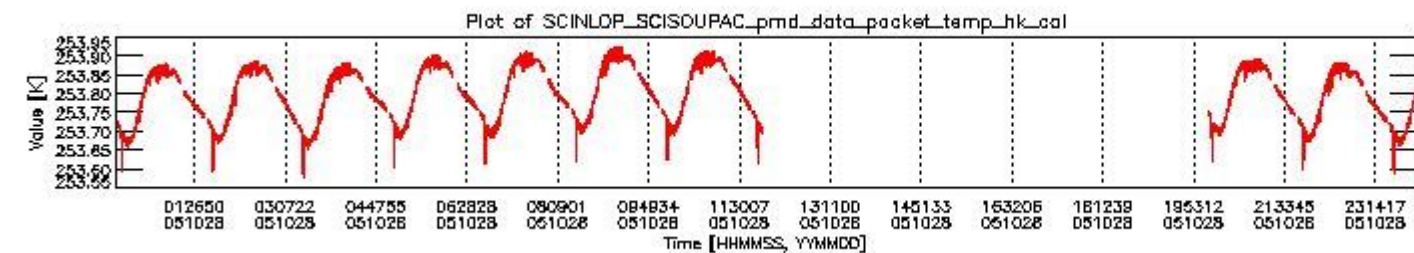




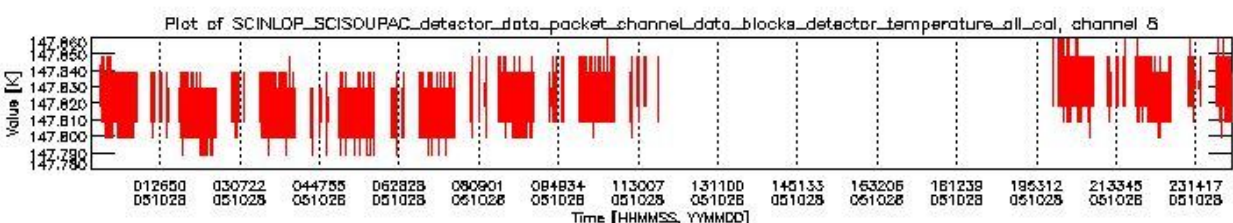
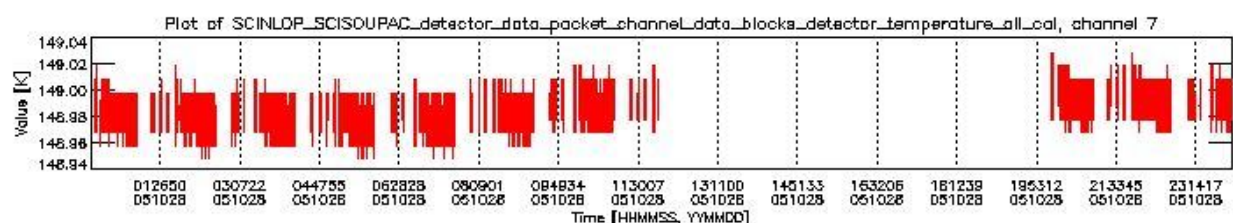
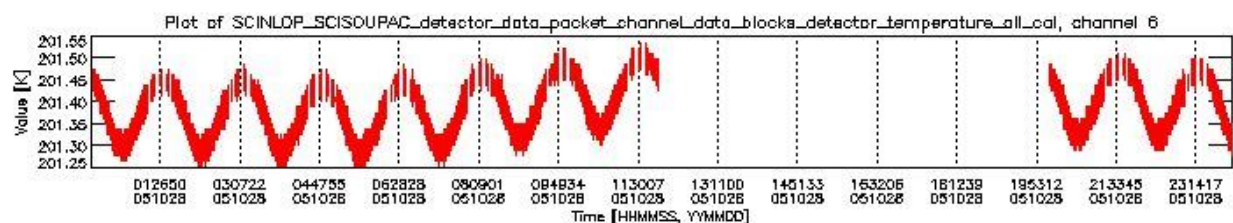
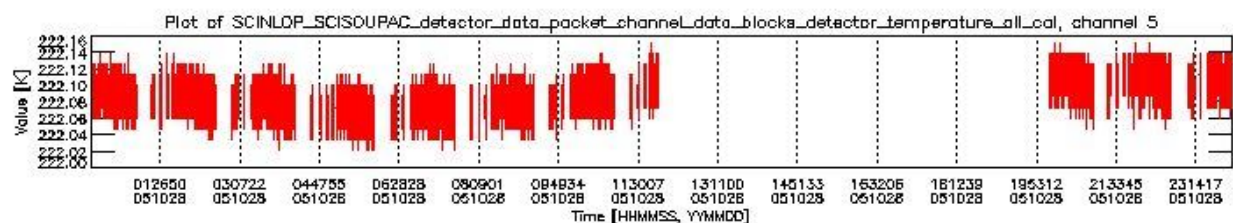
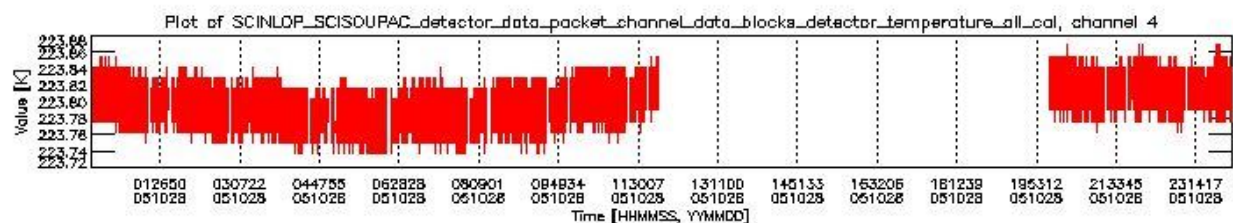
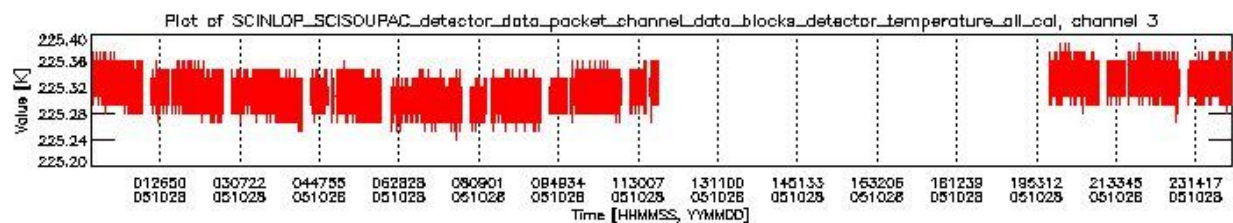
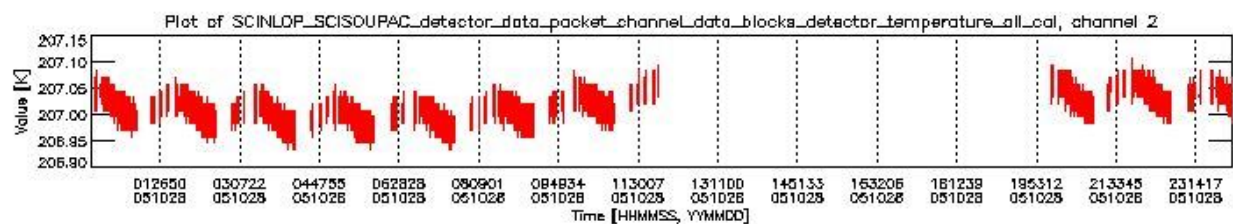
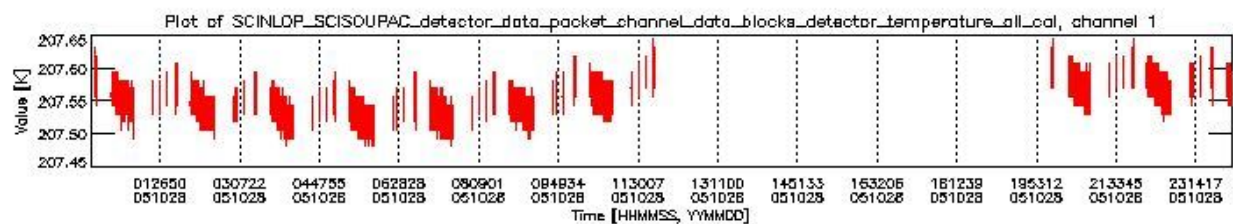
sciamachy_daily_report_level0_PFHS_5_34_N_20051028_1.PNG



sciamachy_daily_report_level0_PFHS_5_34_N_20051028_2.PNG



sciamachy_daily_report_level0_PFHS_5_34_N_20051028_3.PNG



0.3 State monitoring

No instrument tracking information available.

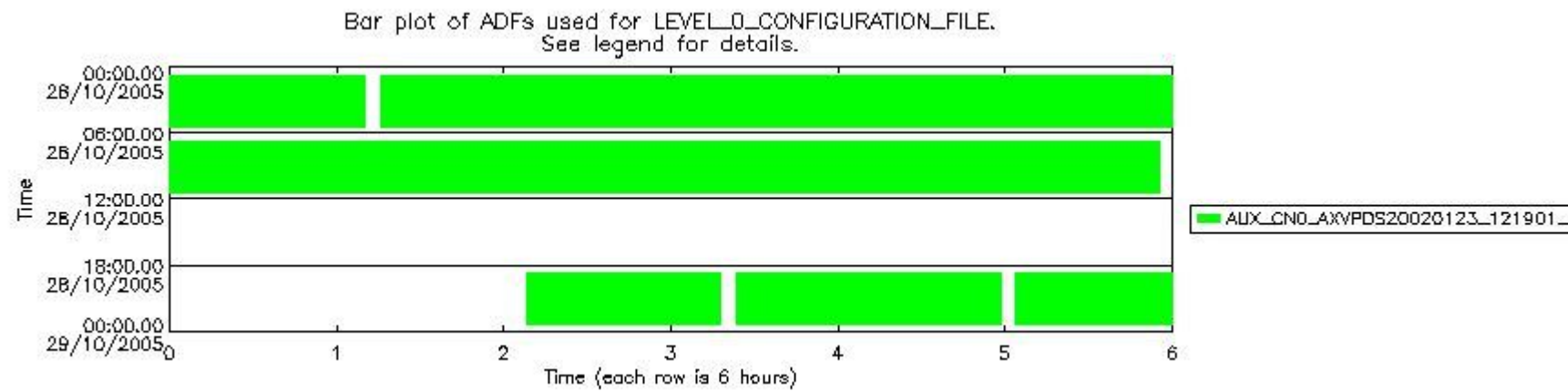
0.4 ADF monitoring

This section shows the (variation in) ADFs used for each of the products. It consists of:

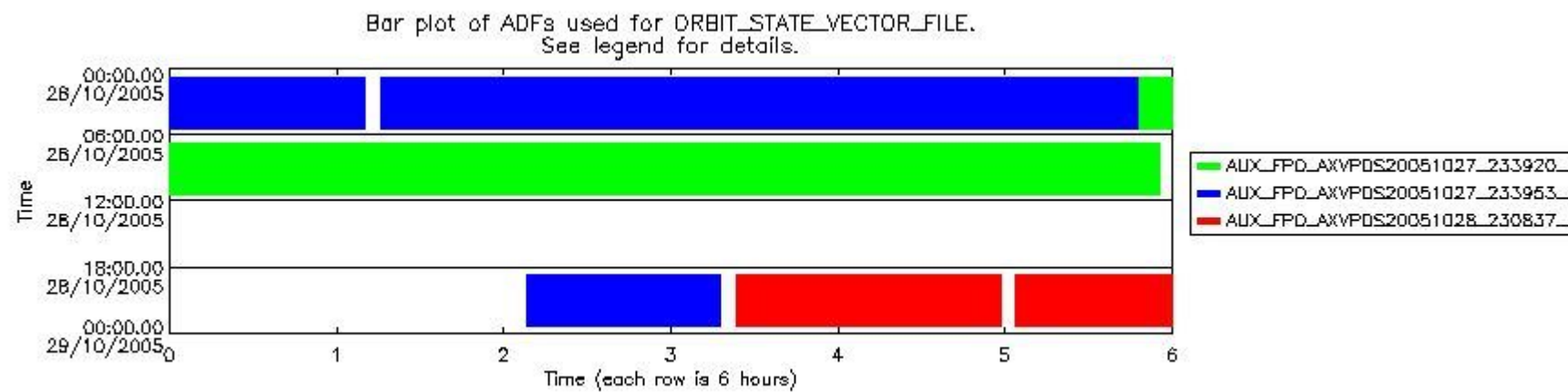
- A table showing which ADFs were used for processing (red values indicate that multiple ADFs of the same type were used)
- Various time line plots, one for each ADF, which show when which ADF was used.

If multiple ADFs of a single type were used, these are marked **red** in the table.

Number	ADF
	CNO (LEVEL_0_CONFIGURATION_FILE)
0	AUX_CNO_AXVPDS20020123_121901_20020101_000000_20200101_000000
	FPO (ORBIT_STATE_VECTOR_FILE)
1	AUX_FPO_AXVPDS20051027_233920_20051027_184416_20051106_201029
2	AUX_FPO_AXVPDS20051027_233953_20051027_184416_20051106_201029
3	AUX_FPO_AXVPDS20051028_230837_20051028_195315_20051107_211928



sciamachy_daily_report_level0_PFHS_5_34_N_20051028_5.PNG



sciamachy_daily_report_level0_PFHS_5_34_N_20051028_6.PNG

