

0. SCIAMACHY Daily Report for level 0 products

[0.1 General Info](#)

[0.2 Product Quality Indicators](#)

[0.3 State monitoring](#)

[0.4 ADF monitoring](#)

0.1 General Info

This report contains a daily analysis on parameters extracted from SCIAMACHY level 0 data (The SCI_NL__0P product).

0.1.1 Report summary

The table below shows general characteristics of the data that are included into this report.

Item	Value
Report version	vdraft_20050403
Time of report generation	27OCT2005 05:39:01
Data source version	PFHS/5.34-N
Processing scope for products	23OCT2005 00:00:00 to 24OCT2005 00:00:00
Start time of first product within scope	22OCT2005 22:51:51
Stop time of last product within scope	24OCT2005 00:00:57
Total number of level 0 products	13
Number of level 0 products with errors	13

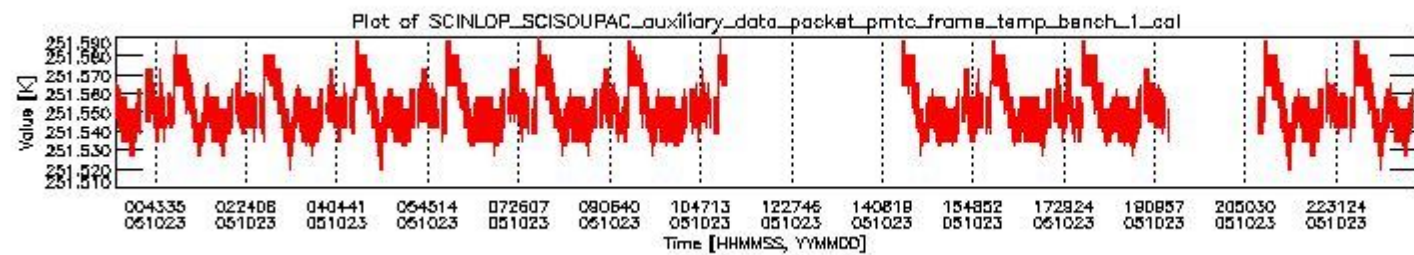
0.1.2 Summary per product

The following table shows a summary for each product used in this report.

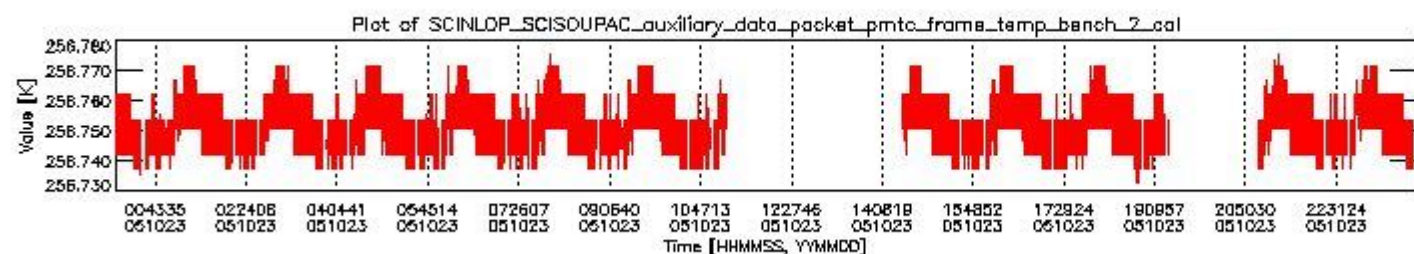
#	Product name	Start time	Stop time	Prod err	ISP err sign	ISP miss sign	ISP disc sign	rs sign
0	SCI_NL__OPNPDE20051022_225151_000056762041_00473_19064_0765.N1	22OCT2005 22:51:51	23OCT2005 00:26:28	1	0	1	0	0
1	SCI_NL__OPNPDE20051023_003227_000056892041_00474_19065_0766.N1	23OCT2005 00:32:27	23OCT2005 02:07:17	1	0	1	0	0
2	SCI_NL__OPNPDE20051023_020717_000045912041_00475_19066_0767.N1	23OCT2005 02:07:17	23OCT2005 03:23:49	1	0	1	0	0
3	SCI_NL__OPNPDE20051023_032253_000061602041_00476_19067_0768.N1	23OCT2005 03:22:53	23OCT2005 05:05:34	1	0	1	0	0
4	SCI_NL__OPNPDE20051023_050534_000059672041_00477_19068_0770.N1	23OCT2005 05:05:34	23OCT2005 06:45:02	1	0	1	0	0
5	SCI_NL__OPNPDK20051023_064502_000040582041_00478_19069_0905.N1	23OCT2005 06:45:02	23OCT2005 07:52:40	1	0	1	0	0
6	SCI_NL__OPNPDK20051023_075131_000062162041_00479_19070_0906.N1	23OCT2005 07:51:31	23OCT2005 09:35:08	1	0	1	0	0
7	SCI_NL__OPNPDK20051023_093412_000060362041_00480_19071_0907.N1	23OCT2005 09:34:12	23OCT2005 11:14:48	1	0	1	0	0
8	SCI_NL__OPNPDK20051023_143056_000057862041_00483_19074_0910.N1	23OCT2005 14:30:56	23OCT2005 16:07:23	1	0	1	0	0
9	SCI_NL__OPNPDK20051023_160723_000059792041_00484_19075_0911.N1	23OCT2005 16:07:23	23OCT2005 17:47:03	1	0	1	0	0
10	SCI_NL__OPNPDK20051023_174415_000060362041_00485_19076_0912.N1	23OCT2005 17:44:15	23OCT2005 19:24:52	1	0	1	0	0
11	SCI_NL__OPNPDE20051023_210528_000041462041_00487_19078_0774.N1	23OCT2005 21:05:28	23OCT2005 22:14:34	1	0	1	0	0
12	SCI_NL__OPNPDE20051023_222021_000060362041_00487_19078_0775.N1	23OCT2005 22:20:21	24OCT2005 00:00:57	1	0	1	0	0

0.2 Product Quality Indicators

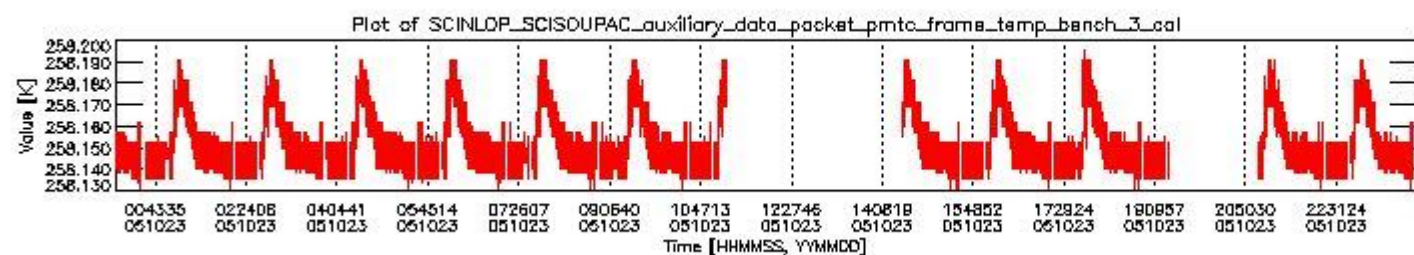
This section shows information about product quality, currently temperatures.



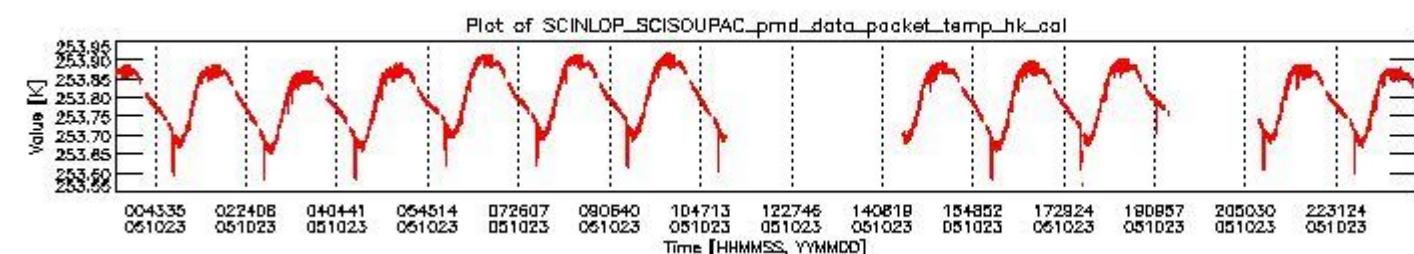
sciamachy_daily_report_level0_PFHS_5_34_N_20051023_0.PNG



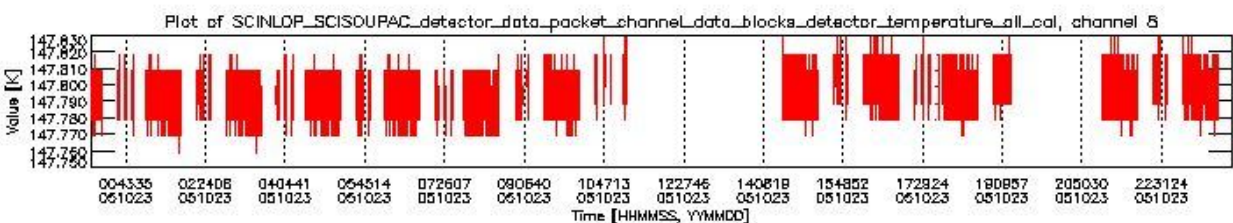
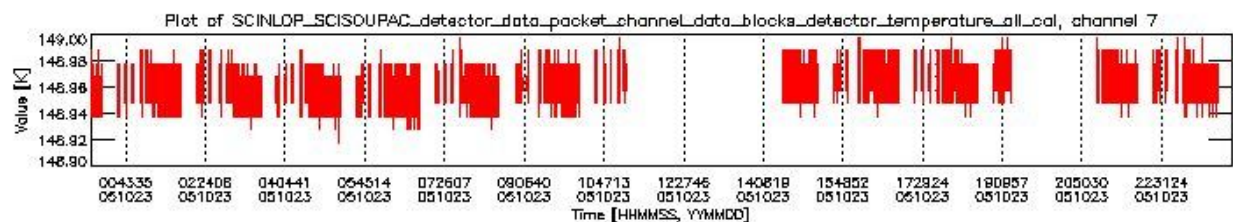
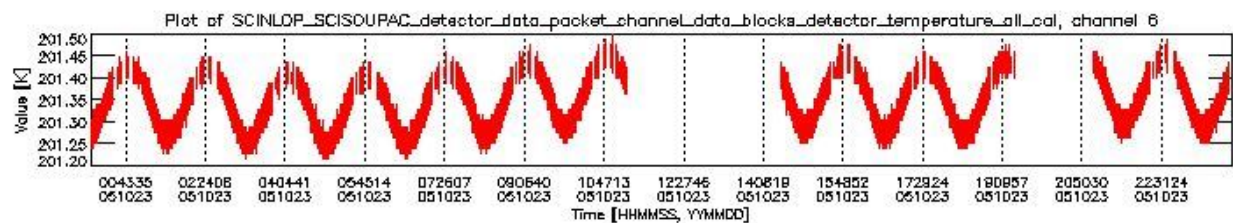
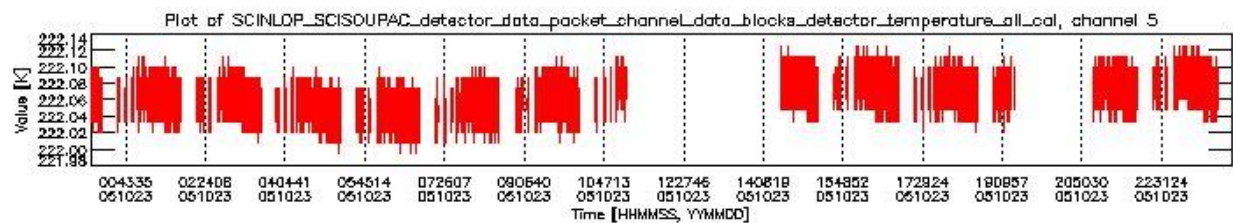
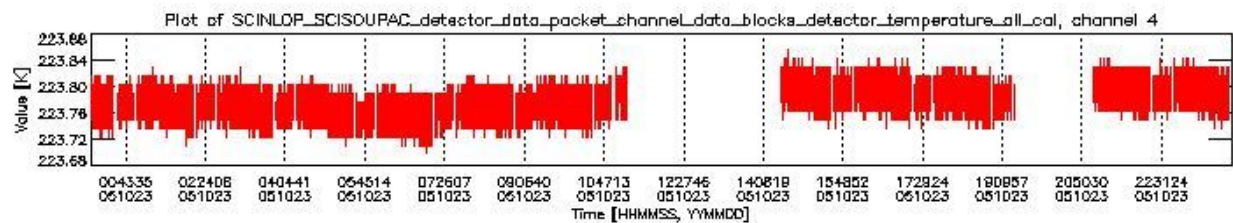
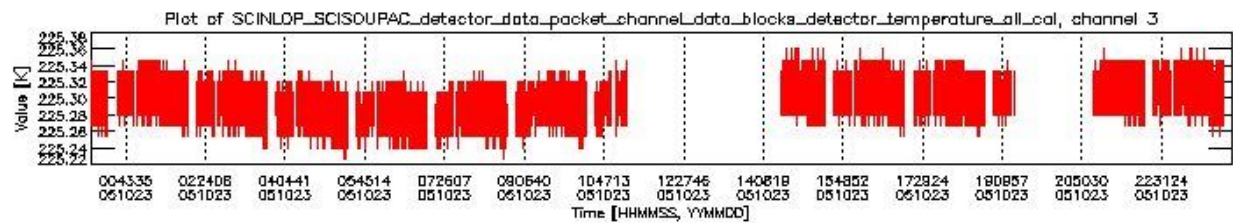
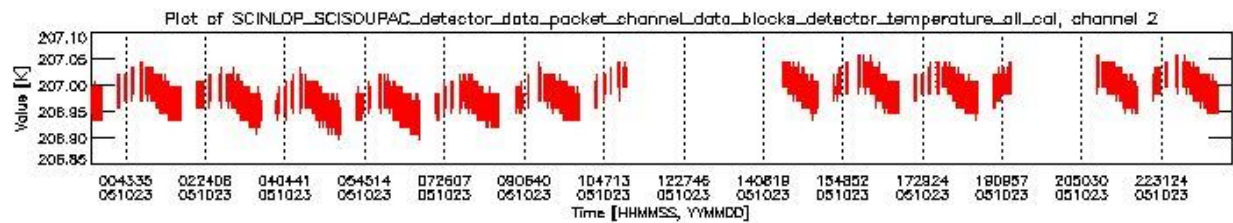
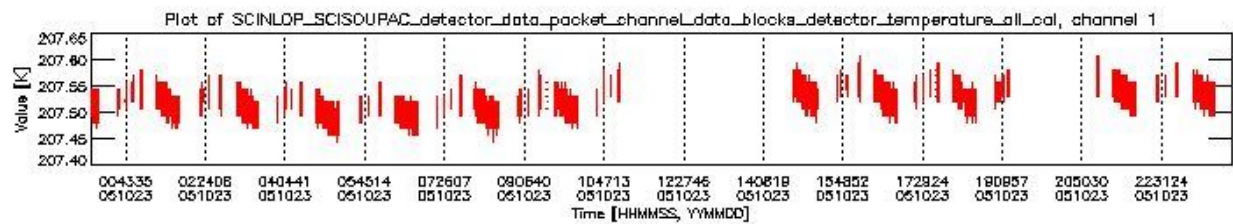
sciamachy_daily_report_level0_PFHS_5_34_N_20051023_1.PNG



sciamachy_daily_report_level0_PFHS_5_34_N_20051023_2.PNG



sciamachy_daily_report_level0_PFHS_5_34_N_20051023_3.PNG



0.3 State monitoring

No instrument tracking information available.

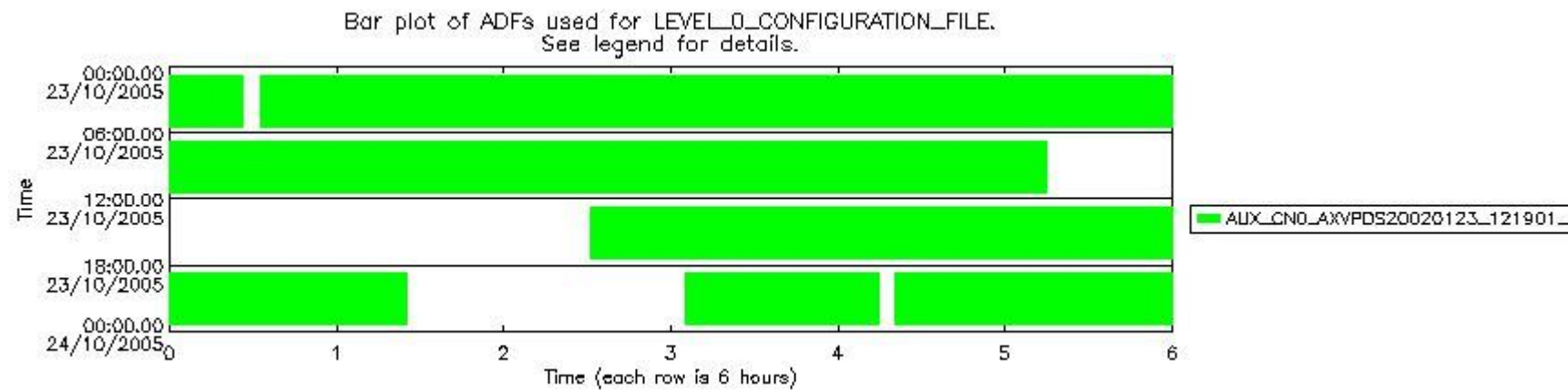
0.4 ADF monitoring

This section shows the (variation in) ADFs used for each of the products. It consists of:

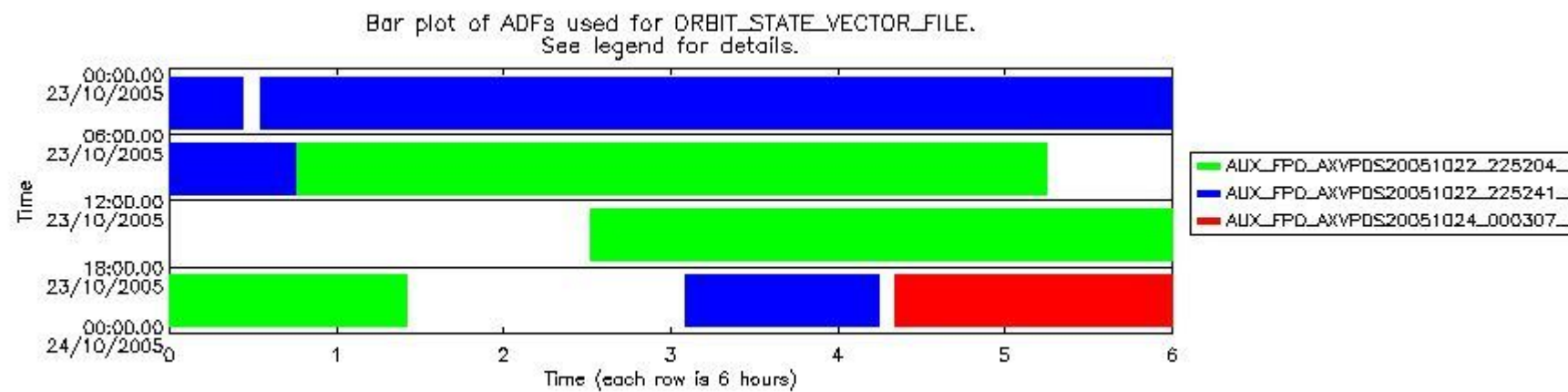
- A table showing which ADFs were used for processing (red values indicate that multiple ADFs of the same type were used)
- Various time line plots, one for each ADF, which show when which ADF was used.

If multiple ADFs of a single type were used, these are marked **red** in the table.

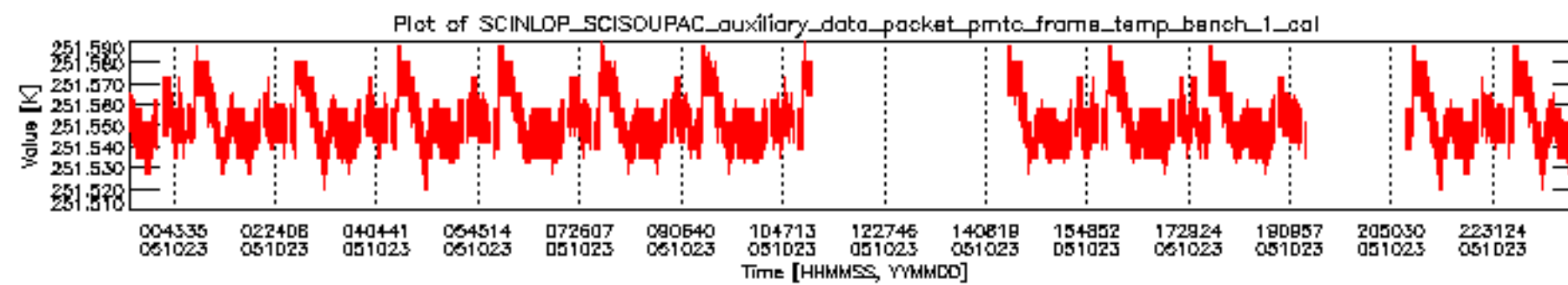
Number	ADF
	CNO (LEVEL_0_CONFIGURATION_FILE)
0	AUX_CNO_AXVPDS20020123_121901_20020101_000000_20200101_000000
	FPO (ORBIT_STATE_VECTOR_FILE)
1	AUX_FPO_AXVPDS20051022_225204_20051022_194145_20051101_210758
2	AUX_FPO_AXVPDS20051022_225241_20051022_194145_20051101_210758
3	AUX_FPO_AXVPDS20051024_000307_20051023_191008_20051102_203621

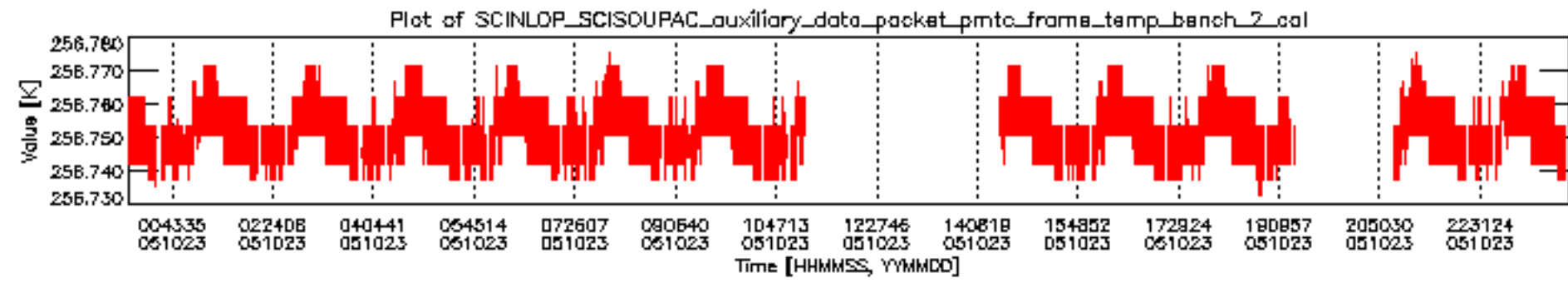


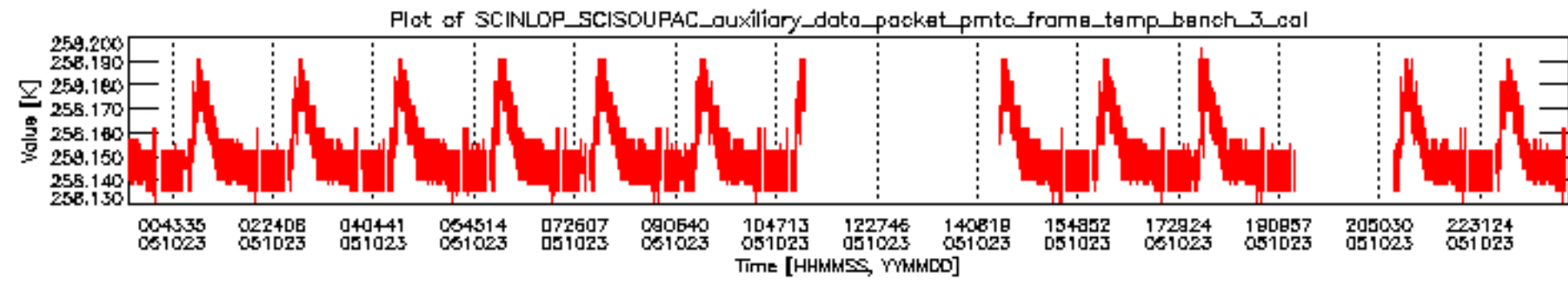
sciamachy_daily_report_level0_PPHS_5_34_N_20051023_5.PNG

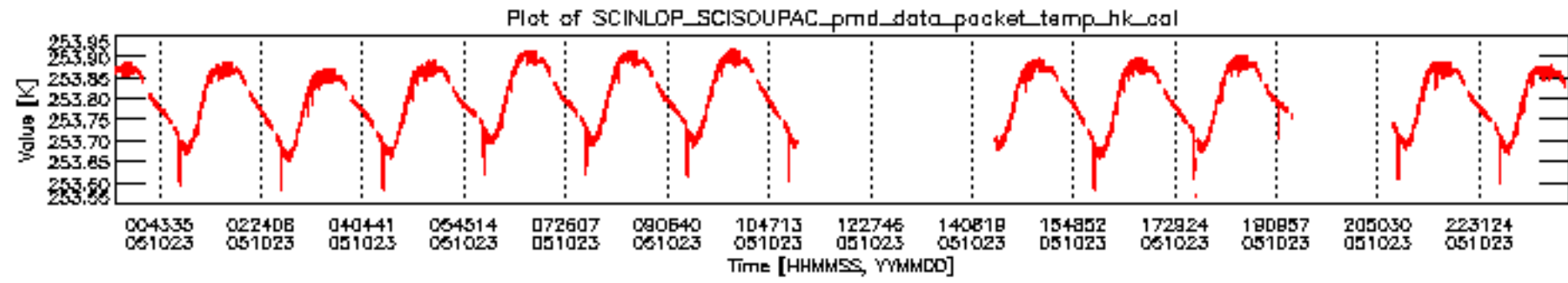


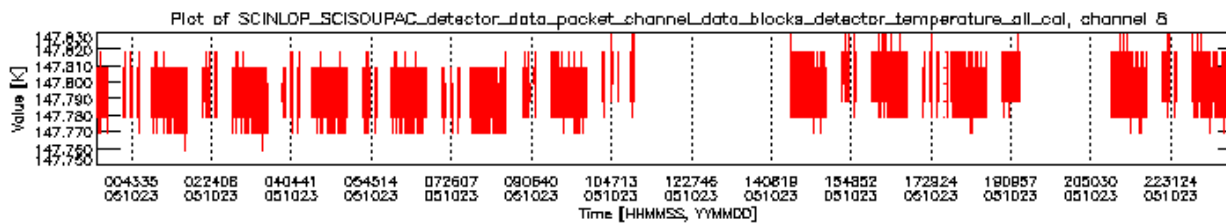
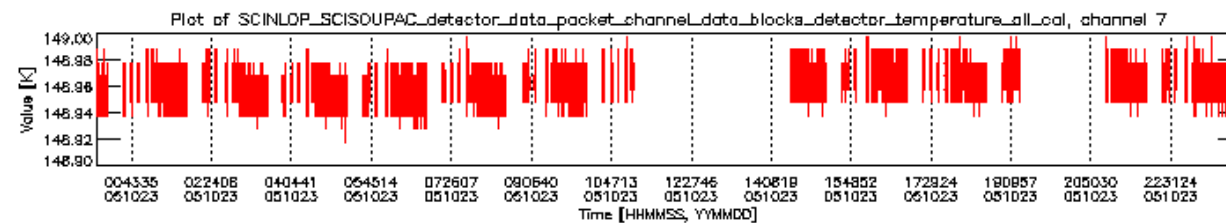
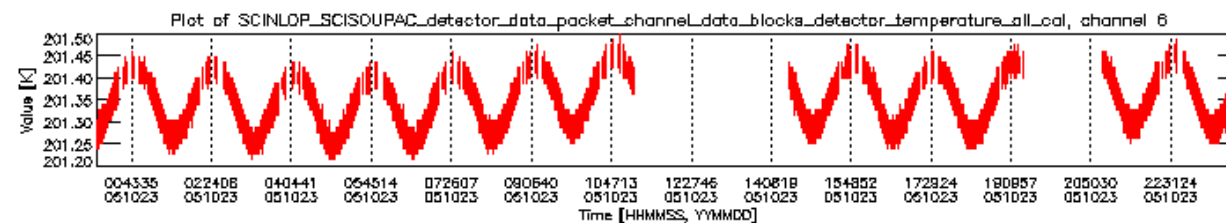
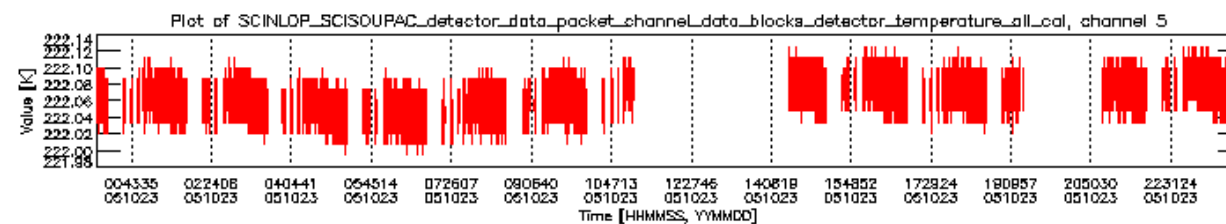
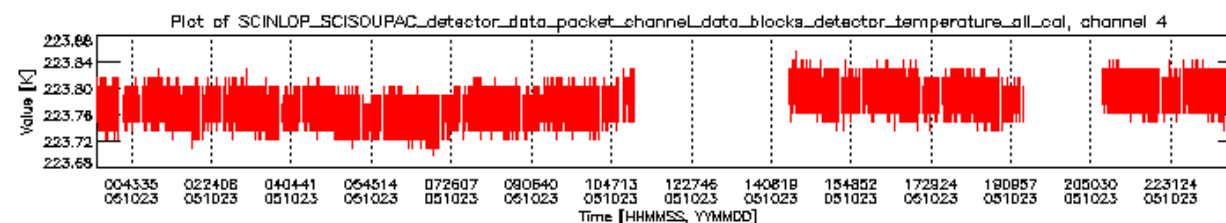
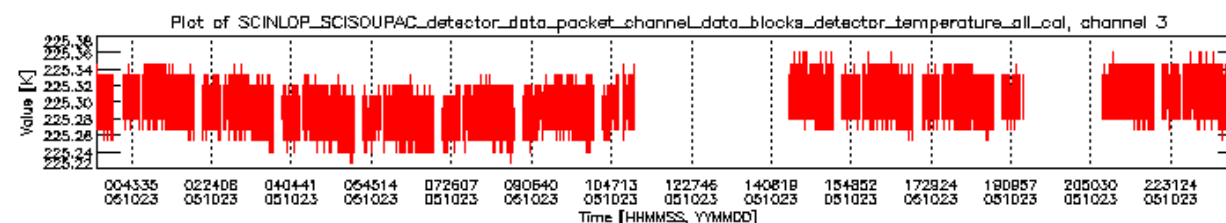
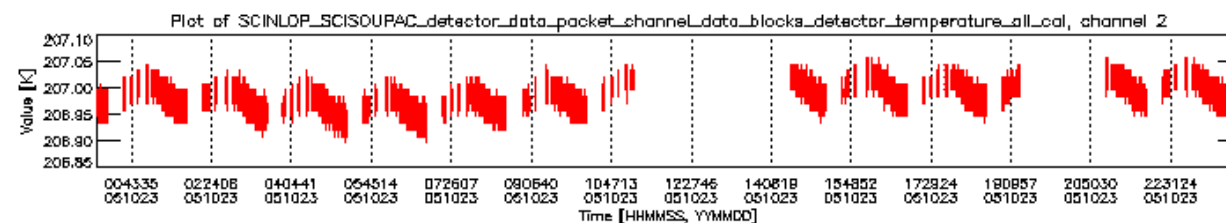
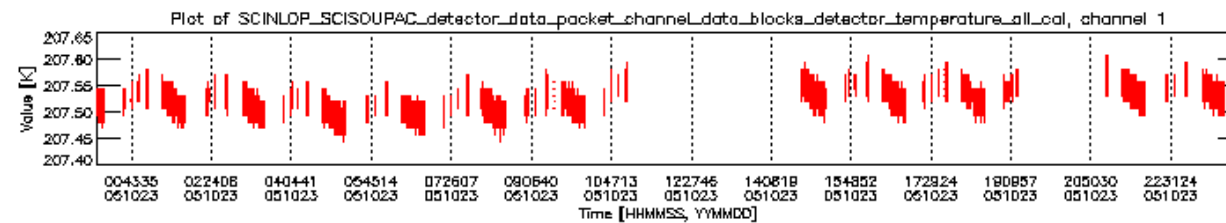
sciamachy_daily_report_level0_PPHS_5_34_N_20051023_6.PNG

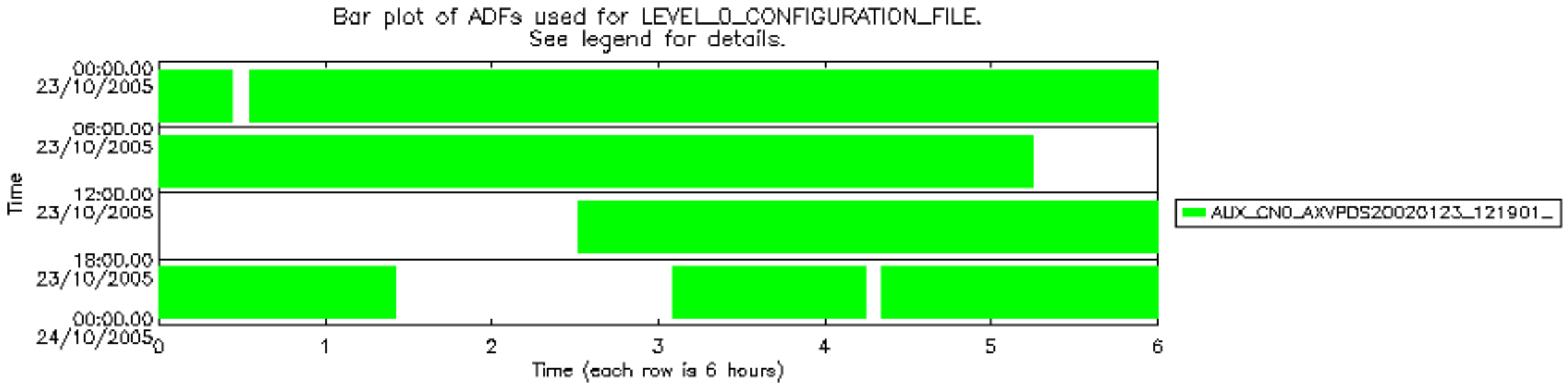












Bar plot of ADFs used for ORBIT_STATE_VECTOR_FILE.
See legend for details.

