

0. SCIAMACHY Daily Report for level 0 products

[0.1 General Info](#)

[0.2 Product Quality Indicators](#)

[0.3 State monitoring](#)

[0.4 ADF monitoring](#)

0.1 General Info

This report contains a daily analysis on parameters extracted from SCIAMACHY level 0 data (The SCI_NL__0P product).

0.1.1 Report summary

The table below shows general characteristics of the data that are included into this report.

Item	Value
Report version	vdraft_20050403
Time of report generation	26OCT2005 03:33:41
Data source version	PFHS/5.34-N
Processing scope for products	22OCT2005 00:00:00 to 23OCT2005 00:00:00
Start time of first product within scope	22OCT2005 02:13:47
Stop time of last product within scope	23OCT2005 00:26:28
Total number of level 0 products	13
Number of level 0 products with errors	13

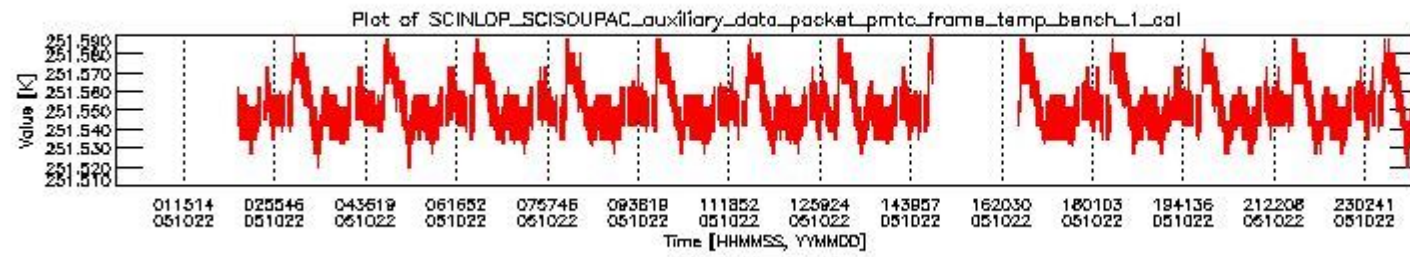
0.1.2 Summary per product

The following table shows a summary for each product used in this report.

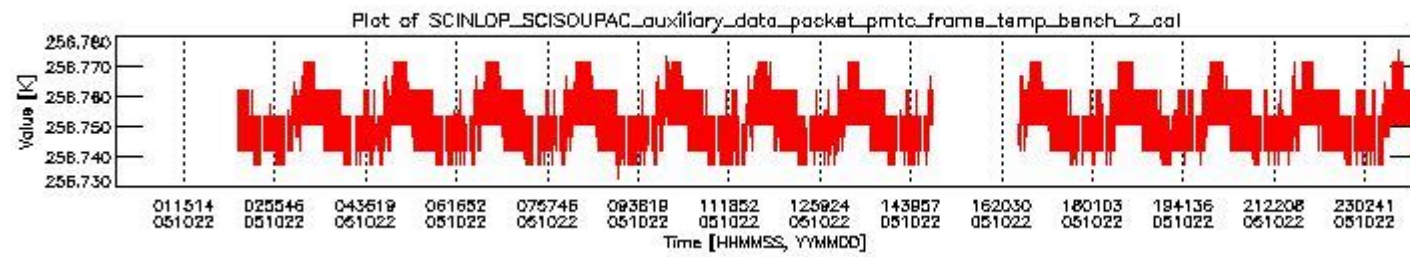
#	Product name	Start time	Stop time	Prod err	ISP err sign	ISP miss sign	ISP disc sign	rs sign
0	SCI_NL__0PNPDE20051022_021347_000060922041_00461_19052_0754.N1	22OCT2005 02:13:47	22OCT2005 03:55:19	1	0	1	0	0
1	SCI_NL__0PNPDE20051022_035519_000061052041_00462_19053_0755.N1	22OCT2005 03:55:19	22OCT2005 05:37:04	1	0	1	0	0
2	SCI_NL__0PNPDE20051022_053704_000060362041_00463_19054_0756.N1	22OCT2005 05:37:04	22OCT2005 07:17:41	1	0	1	0	0
3	SCI_NL__0PNPDK20051022_071741_000039892041_00464_19055_0895.N1	22OCT2005 07:17:41	22OCT2005 08:24:10	1	0	1	0	0
4	SCI_NL__0PNPDK20051022_082302_000061602041_00465_19056_0896.N1	22OCT2005 08:23:02	22OCT2005 10:05:42	1	0	1	0	0
5	SCI_NL__0PNPDK20051022_100434_000059802041_00466_19057_0897.N1	22OCT2005 10:04:34	22OCT2005 11:44:14	1	0	1	0	0
6	SCI_NL__0PNPDK20051022_114318_000060922041_00467_19058_0898.N1	22OCT2005 11:43:18	22OCT2005 13:24:51	1	0	1	0	0
7	SCI_NL__0PNPDK20051022_132342_000059802041_00468_19059_0899.N1	22OCT2005 13:23:42	22OCT2005 15:03:23	1	0	1	0	0
8	SCI_NL__0PNPDK20051022_163854_000059232041_00470_19061_0901.N1	22OCT2005 16:38:54	22OCT2005 18:17:37	1	0	1	0	0
9	SCI_NL__0PNPDK20051022_181546_000060922041_00471_19062_0902.N1	22OCT2005 18:15:46	22OCT2005 19:57:18	1	0	1	0	0
10	SCI_NL__0PNPDE20051022_195622_000040162041_00472_19063_0763.N1	22OCT2005 19:56:22	22OCT2005 21:03:18	1	0	1	0	0
11	SCI_NL__0PNPDE20051022_210210_000062342041_00472_19063_0764.N1	22OCT2005 21:02:10	22OCT2005 22:46:04	1	0	1	0	0
12	SCI_NL__0PNPDE20051022_225151_000056762041_00473_19064_0765.N1	22OCT2005 22:51:51	23OCT2005 00:26:28	1	0	1	0	0

0.2 Product Quality Indicators

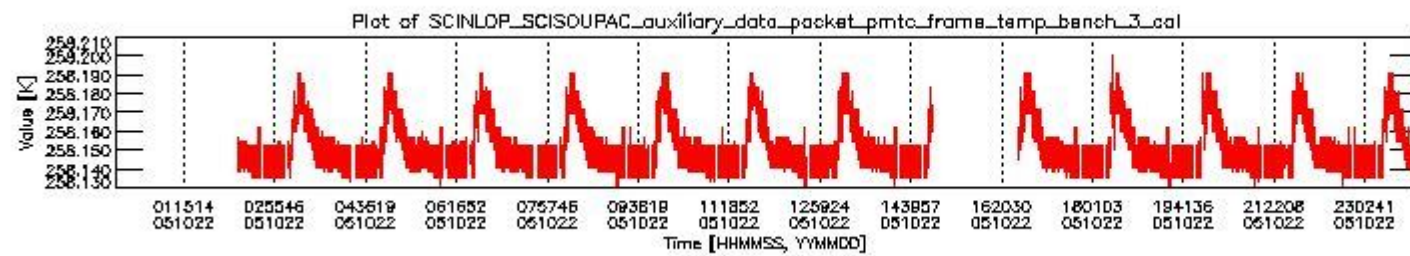
This section shows information about product quality, currently temperatures.



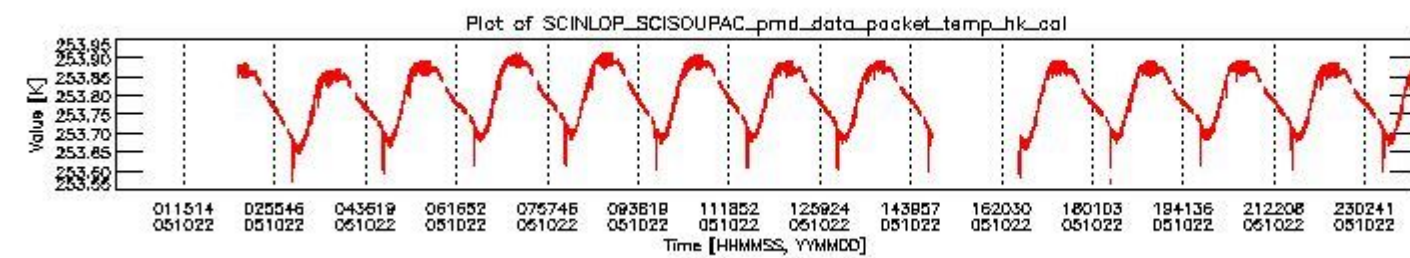
sciamachy_daily_report_level0_PFHS_5_34_N_20051022_0.PNG



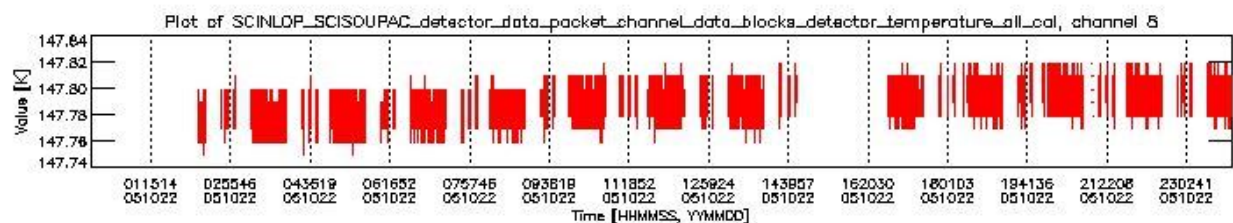
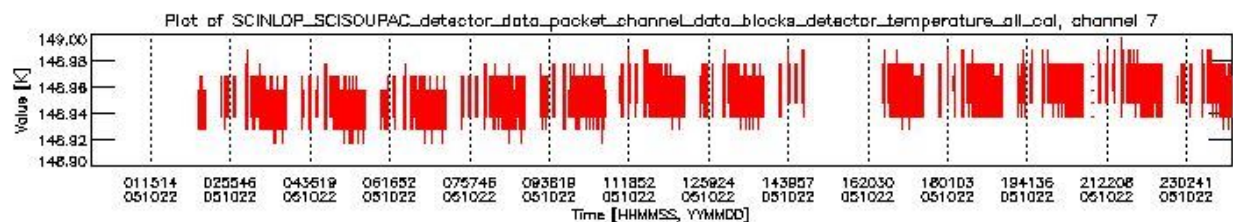
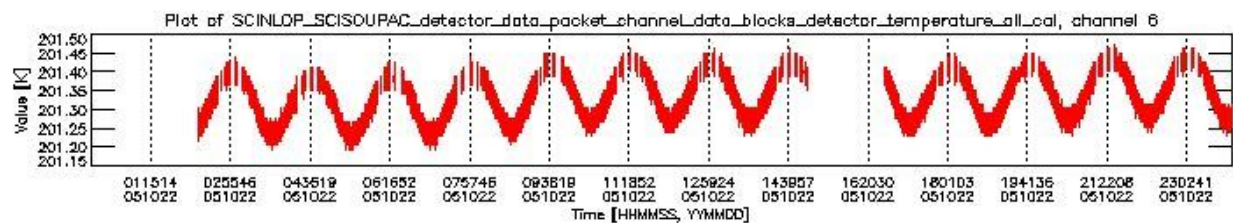
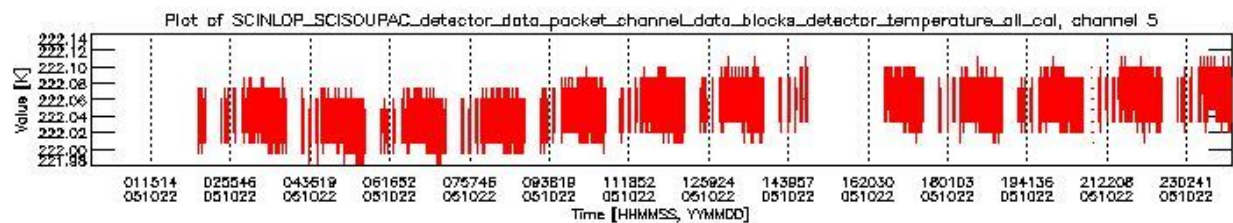
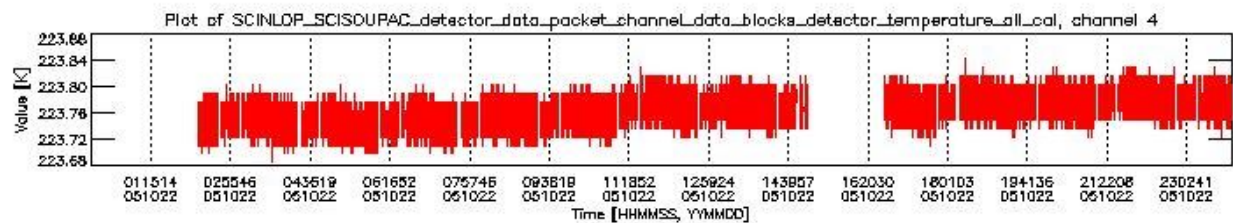
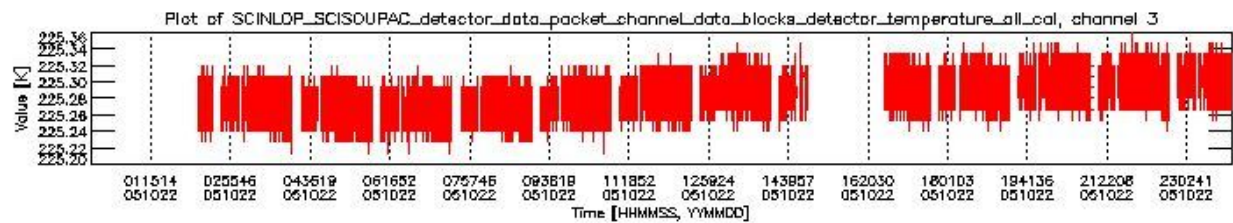
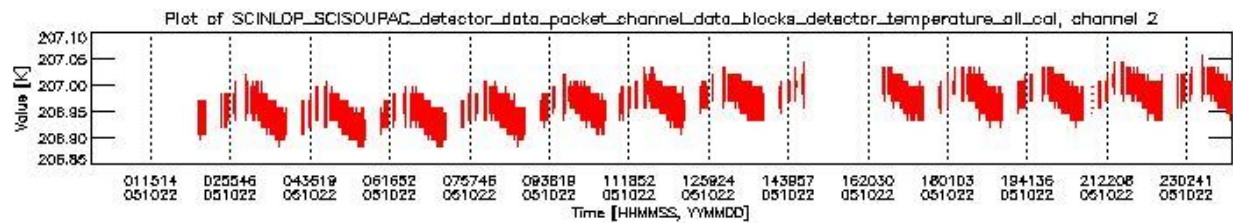
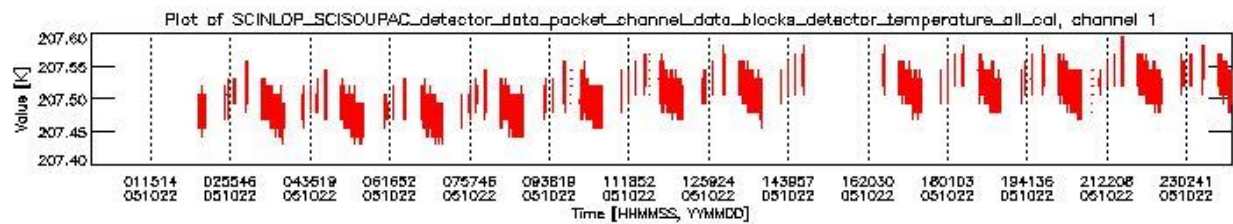
sciamachy_daily_report_level0_PFHS_5_34_N_20051022_1.PNG



sciamachy_daily_report_level0_PFHS_5_34_N_20051022_2.PNG



sciamachy_daily_report_level0_PFHS_5_34_N_20051022_3.PNG



0.3 State monitoring

No instrument tracking information available.

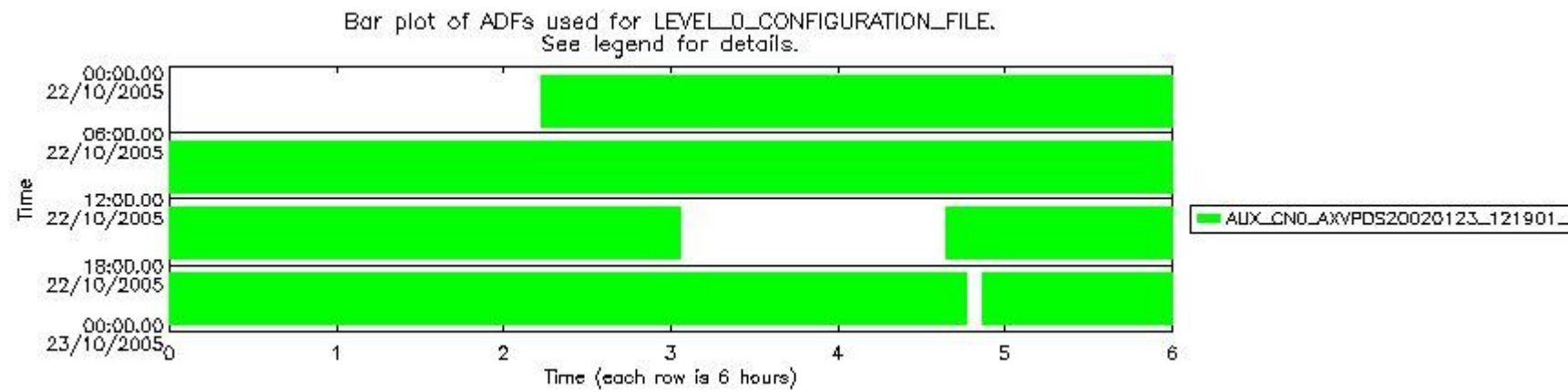
0.4 ADF monitoring

This section shows the (variation in) ADFs used for each of the products. It consists of:

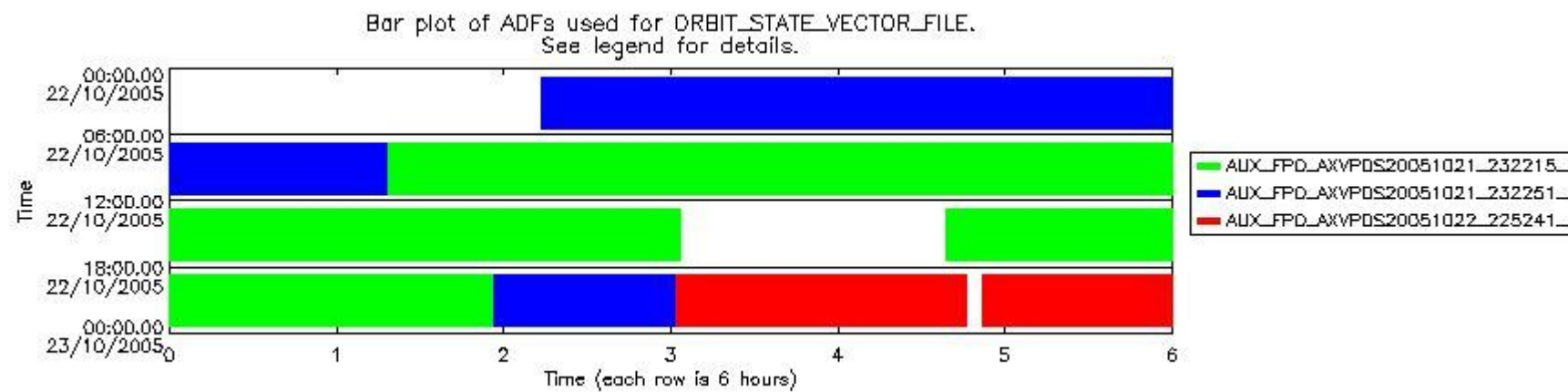
- A table showing which ADFs were used for processing (red values indicate that multiple ADFs of the same type were used)
- Various time line plots, one for each ADF, which show when which ADF was used.

If multiple ADFs of a single type were used, these are marked **red** in the table.

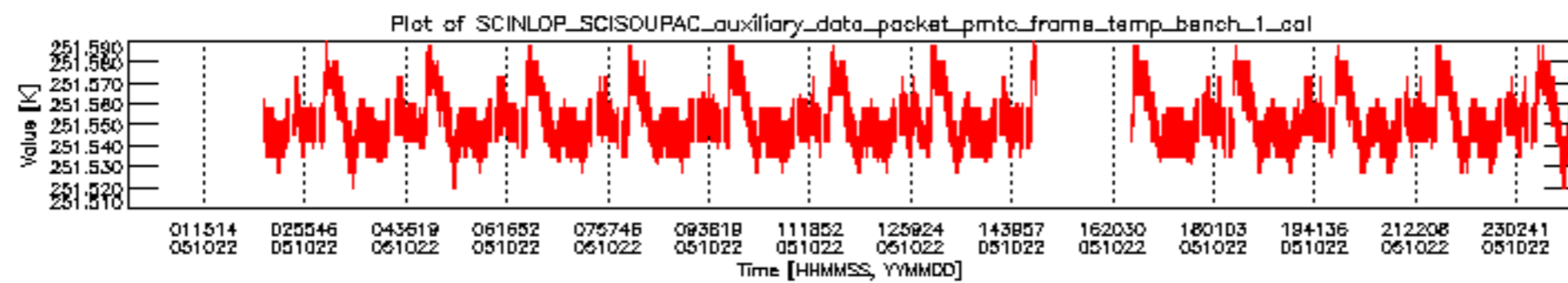
Number	ADF
	CNO (LEVEL_0_CONFIGURATION_FILE)
0	AUX_CNO_AXVPDS20020123_121901_20020101_000000_20200101_000000
	FPO (ORBIT_STATE_VECTOR_FILE)
1	AUX_FPO_AXVPDS20051021_232215_20051021_183246_20051031_213935
2	AUX_FPO_AXVPDS20051021_232251_20051021_183246_20051031_213935
3	AUX_FPO_AXVPDS20051022_225241_20051022_194145_20051101_210758

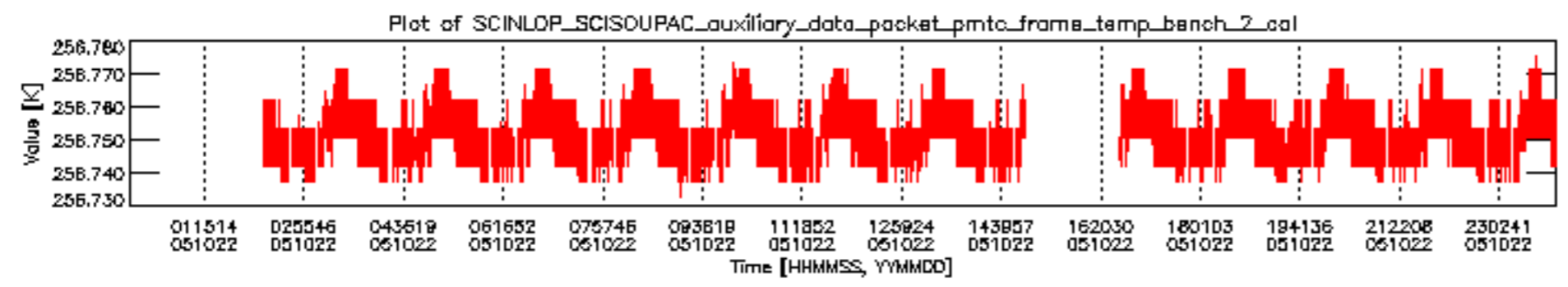


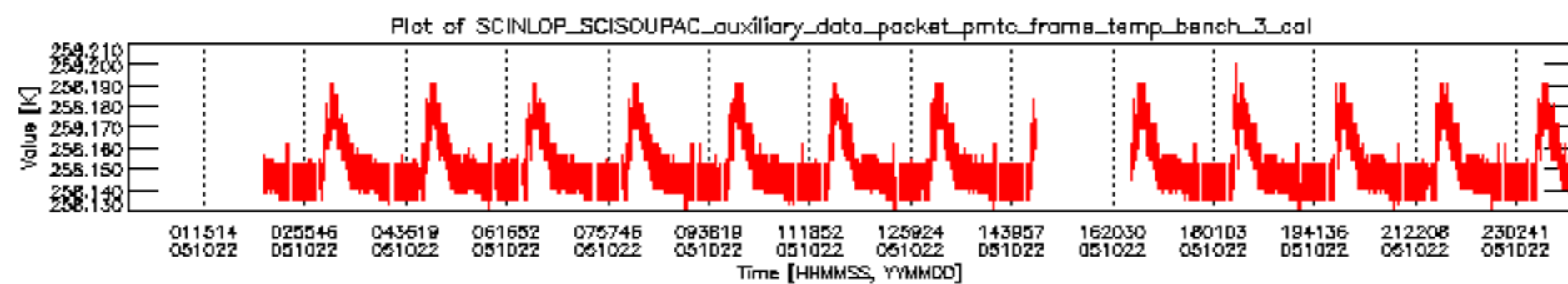
sciamachy_daily_report_level0_PFHS_5_34_N_20051022_5.PNG

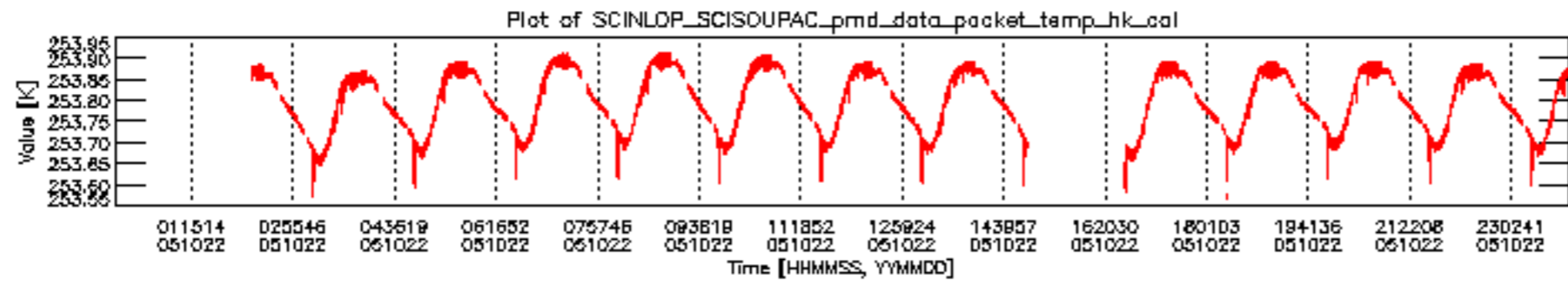


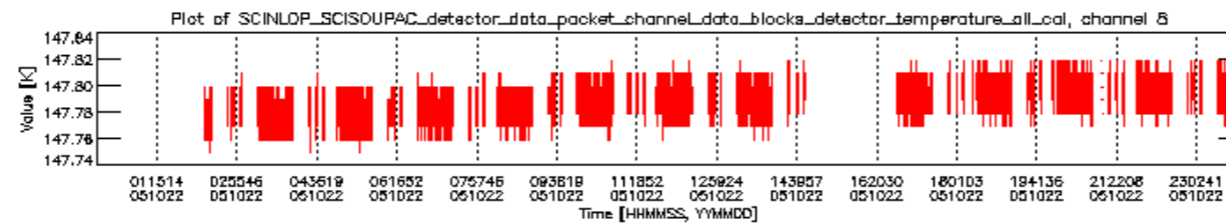
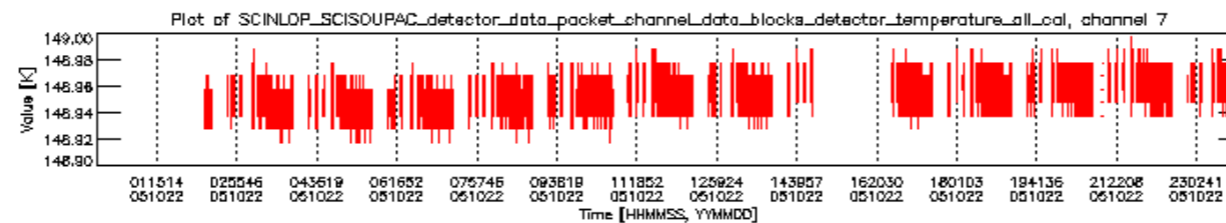
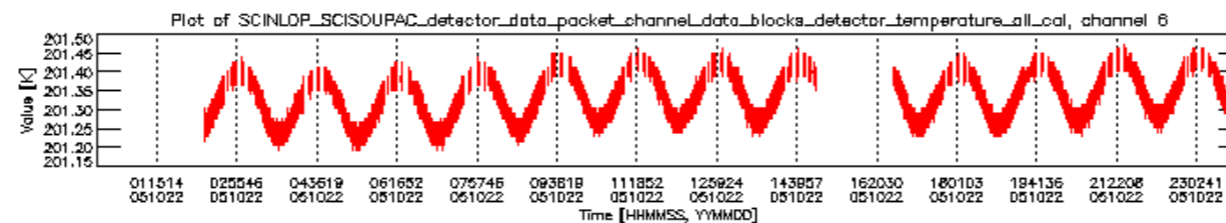
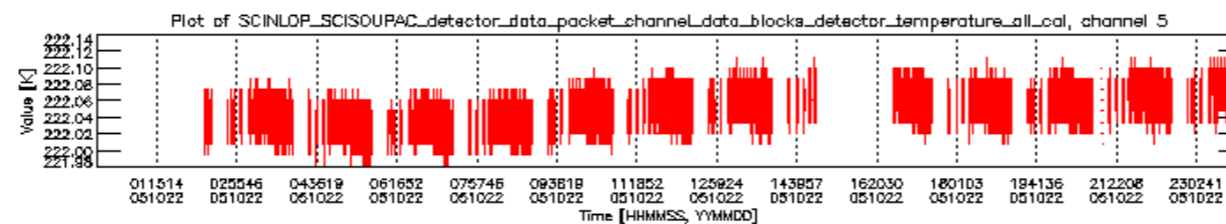
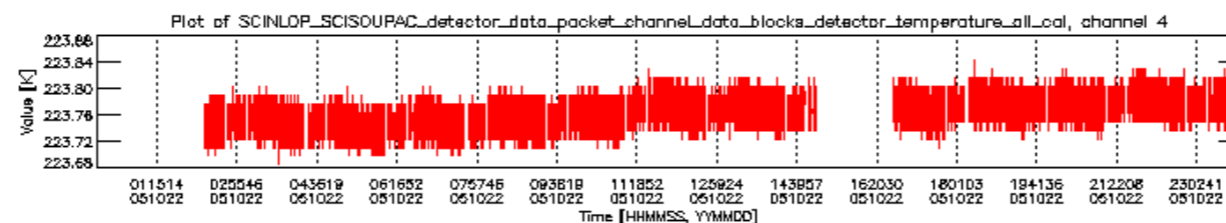
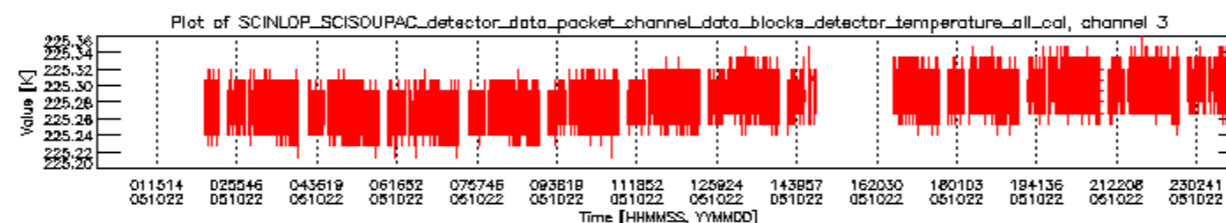
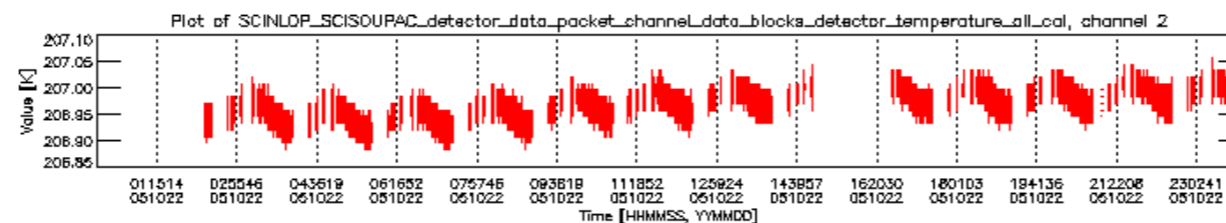
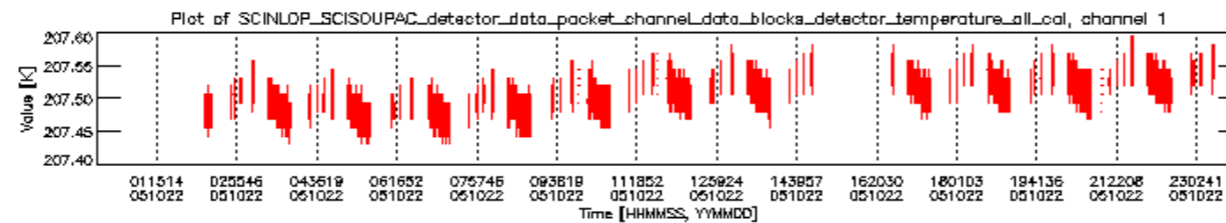
sciamachy_daily_report_level0_PFHS_5_34_N_20051022_6.PNG

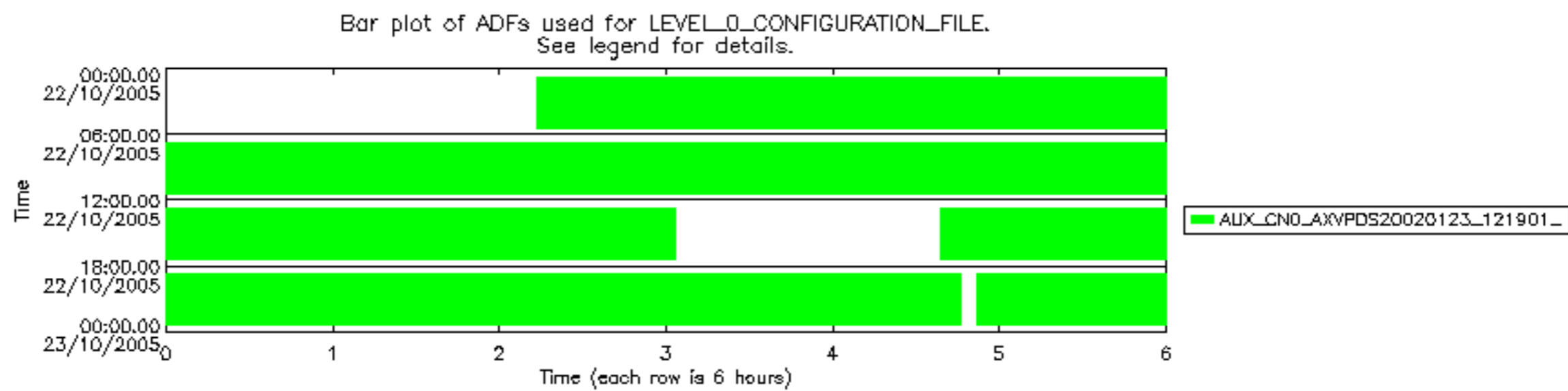












Bar plot of ADFs used for ORBIT_STATE_VECTOR_FILE.
See legend for details.

