

## 0. SCIAMACHY Daily Report for level 0 products

### [0.1 General Info](#)

### [0.2 Product Quality Indicators](#)

### [0.3 State monitoring](#)

### [0.4 ADF monitoring](#)

## 0.1 General Info

This report contains a daily analysis on parameters extracted from SCIAMACHY level 0 data (The SCI\_NL\_\_0P product).

### 0.1.1 Report summary

The table below shows general characteristics of the data that are included into this report.

Item	Value
Report version	vdraft_20050403
Time of report generation	25OCT2005 01:57:42
Data source version	PFHS/5.34-N
Processing scope for products	21OCT2005 00:00:00 to 22OCT2005 00:00:00
Start time of first product within scope	20OCT2005 23:54:52
Stop time of last product within scope	21OCT2005 23:17:35
Total number of level 0 products	14
Number of level 0 products with errors	14

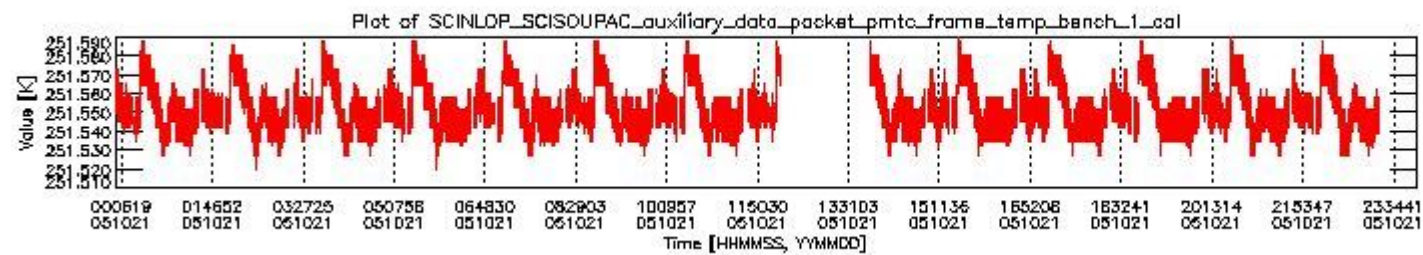
### 0.1.2 Summary per product

The following table shows a summary for each product used in this report.

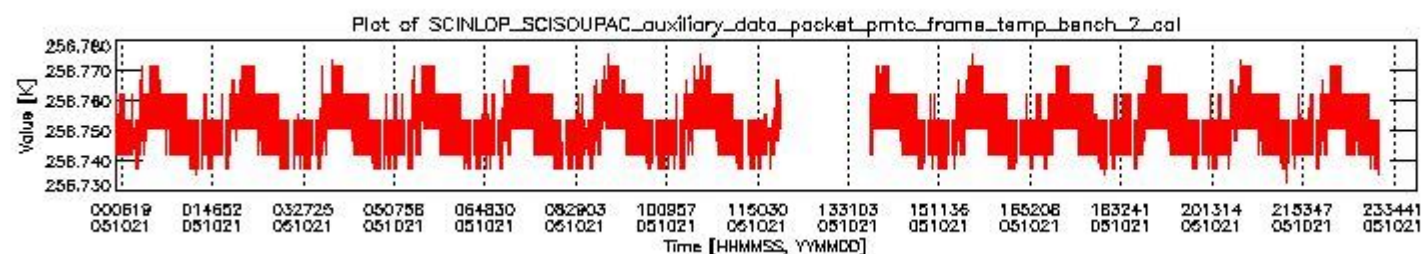
#	Product name	Start time	Stop time	Prod err	ISP err sign	ISP miss sign	ISP disc sign	rs sign
0	SCI_NL__OPNPDE20051020_235452_000056762041_00445_19036_0742.N1	20OCT2005 23:54:52	21OCT2005 01:29:29	1	0	1	0	0
1	SCI_NL__OPNPDE20051021_013528_000041882041_00446_19037_0743.N1	21OCT2005 01:35:28	21OCT2005 02:45:17	1	0	1	0	0
2	SCI_NL__OPNPDE20051021_024517_000060922041_00447_19038_0744.N1	21OCT2005 02:45:17	21OCT2005 04:26:49	1	0	1	0	0
3	SCI_NL__OPNPDE20051021_042649_000060492041_00448_19039_0745.N1	21OCT2005 04:26:49	21OCT2005 06:07:39	1	0	1	0	0
4	SCI_NL__OPNPDK20051021_060739_000041012041_00449_19040_0884.N1	21OCT2005 06:07:39	21OCT2005 07:16:00	1	0	1	0	0
5	SCI_NL__OPNPDK20051021_071451_000061042041_00450_19041_0885.N1	21OCT2005 07:14:51	21OCT2005 08:56:36	1	0	1	0	0
6	SCI_NL__OPNPDK20051021_085540_000060922041_00451_19042_0886.N1	21OCT2005 08:55:40	21OCT2005 10:37:13	1	0	1	0	0
7	SCI_NL__OPNPDK20051021_103604_000059802041_00452_19043_0887.N1	21OCT2005 10:36:04	21OCT2005 12:15:45	1	0	1	0	0
8	SCI_NL__OPNPDK20051021_135417_000059802041_00454_19045_0889.N1	21OCT2005 13:54:17	21OCT2005 15:33:57	1	0	1	0	0
9	SCI_NL__OPNPDK20051021_153301_000059222041_00455_19046_0890.N1	21OCT2005 15:33:01	21OCT2005 17:11:43	1	0	1	0	0
10	SCI_NL__OPNPDK20051021_171024_000058672041_00456_19047_0891.N1	21OCT2005 17:10:24	21OCT2005 18:48:12	1	0	1	0	0
11	SCI_NL__OPNPDK20051021_184716_000062042041_00457_19048_0892.N1	21OCT2005 18:47:16	21OCT2005 20:30:40	1	0	1	0	0
12	SCI_NL__OPNPDE20051021_203137_000039082041_00458_19049_0750.N1	21OCT2005 20:31:37	21OCT2005 21:36:46	1	0	1	0	0
13	SCI_NL__OPNPDE20051021_214245_000056892041_00458_19049_0751.N1	21OCT2005 21:42:45	21OCT2005 23:17:35	1	0	1	0	0

## 0.2 Product Quality Indicators

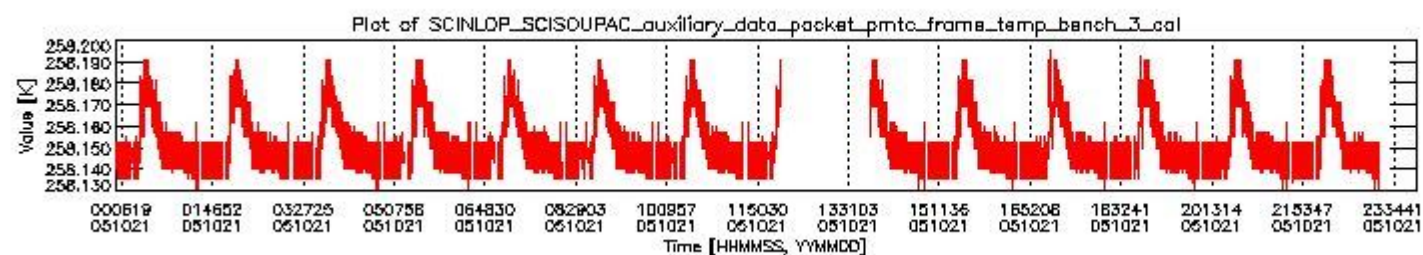
This section shows information about product quality, currently temperatures.



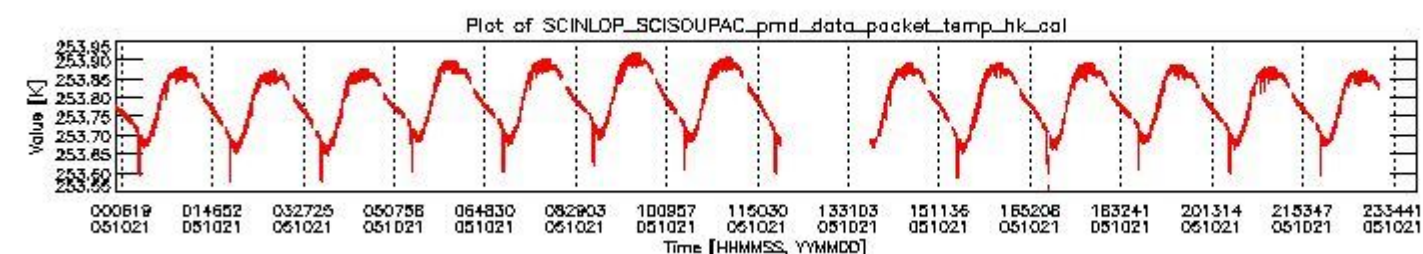
sciamachy\_daily\_report\_level0\_PFHS\_5\_34\_N\_20051021\_0.PNG



sciamachy\_daily\_report\_level0\_PFHS\_5\_34\_N\_20051021\_1.PNG

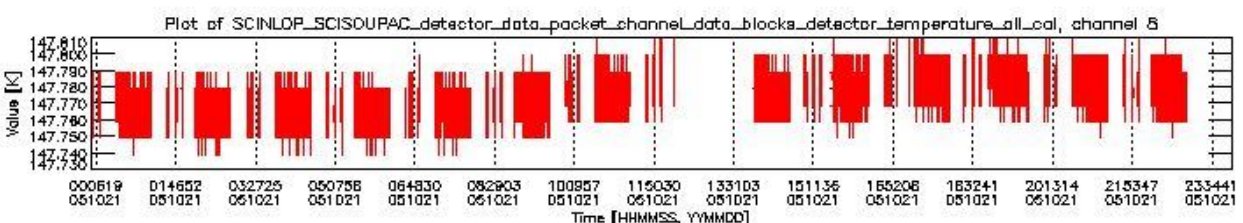
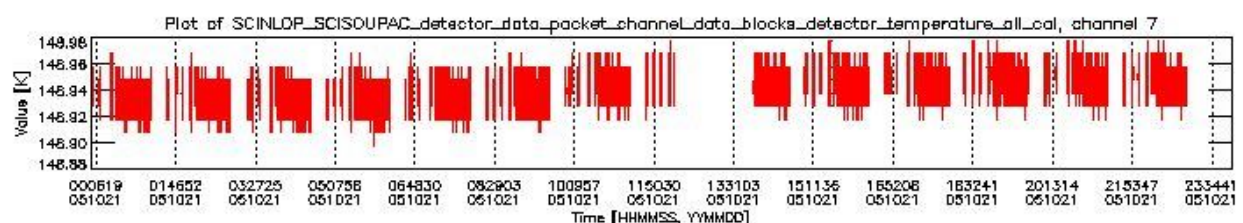
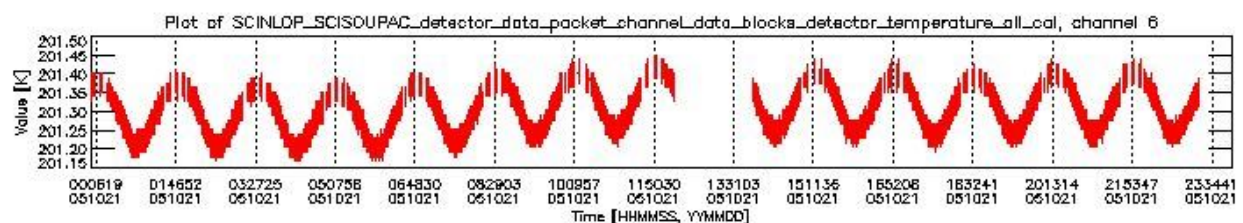
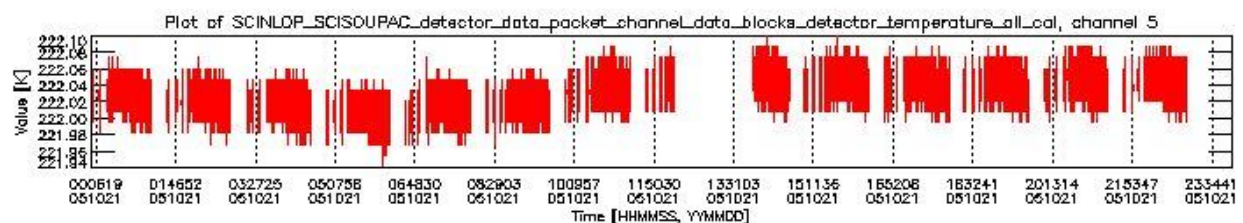
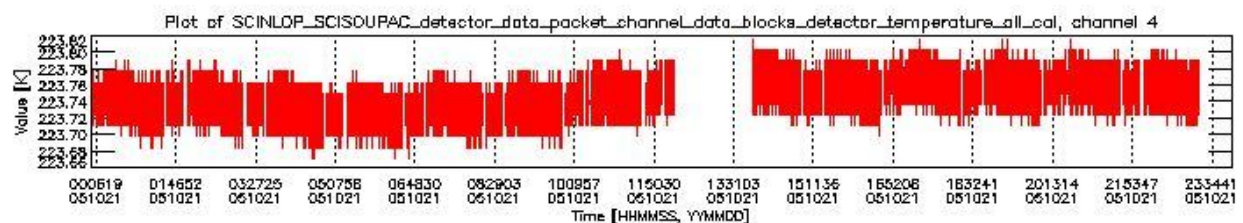
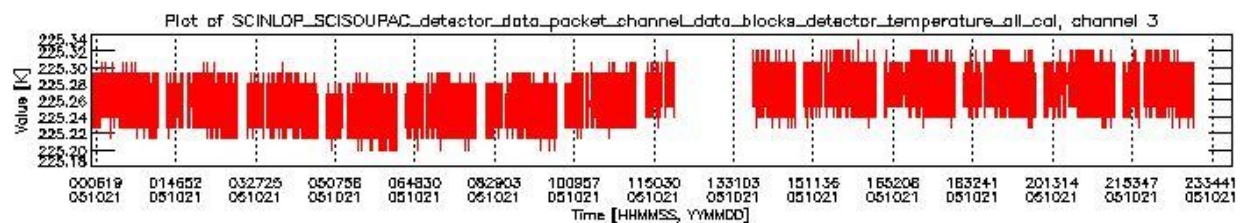
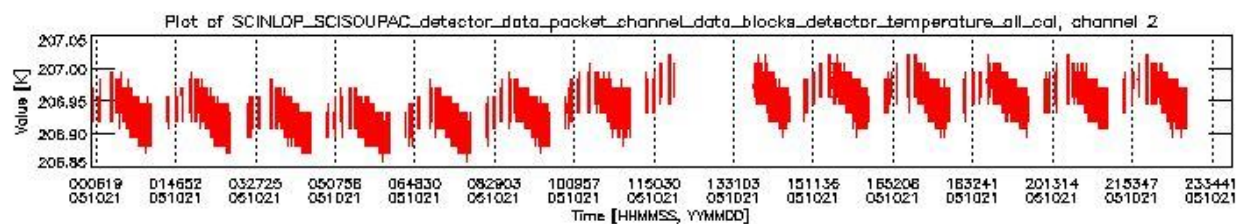
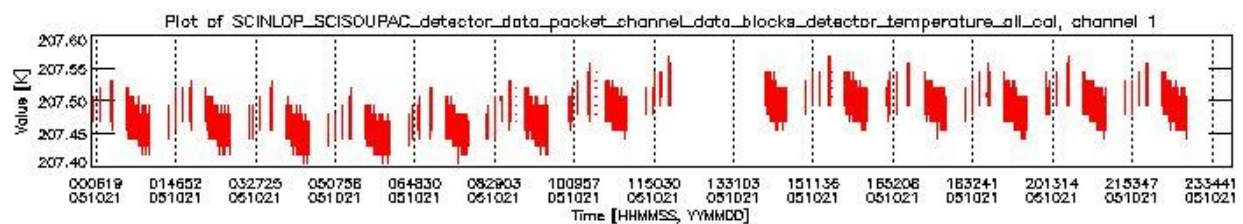


sciamachy\_daily\_report\_level0\_PFHS\_5\_34\_N\_20051021\_2.PNG



sciamachy\_daily\_report\_level0\_PFHS\_5\_34\_N\_20051021\_3.PNG





### 0.3 State monitoring

No instrument tracking information available.

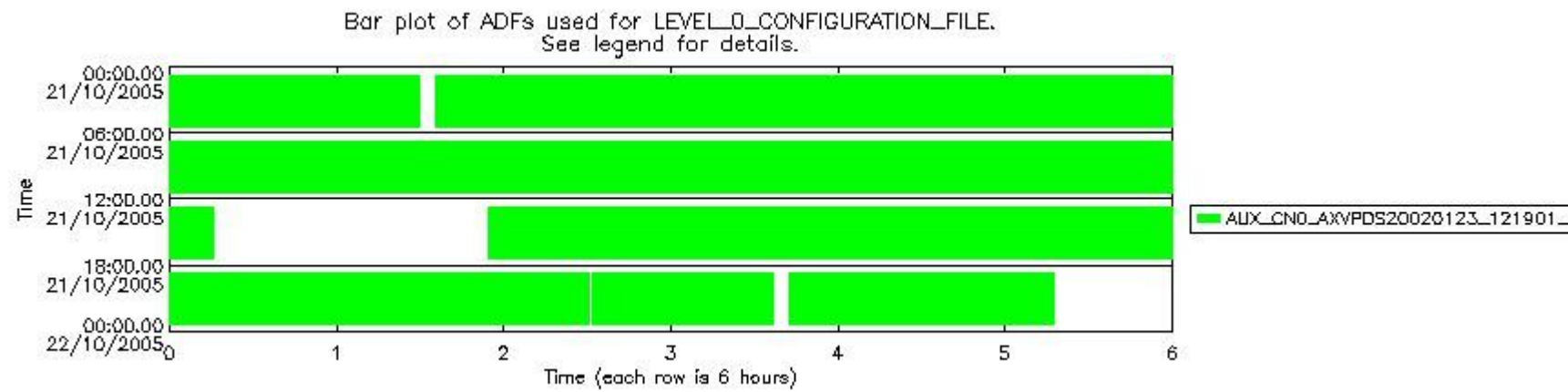
### 0.4 ADF monitoring

This section shows the (variation in) ADFs used for each of the products. It consists of:

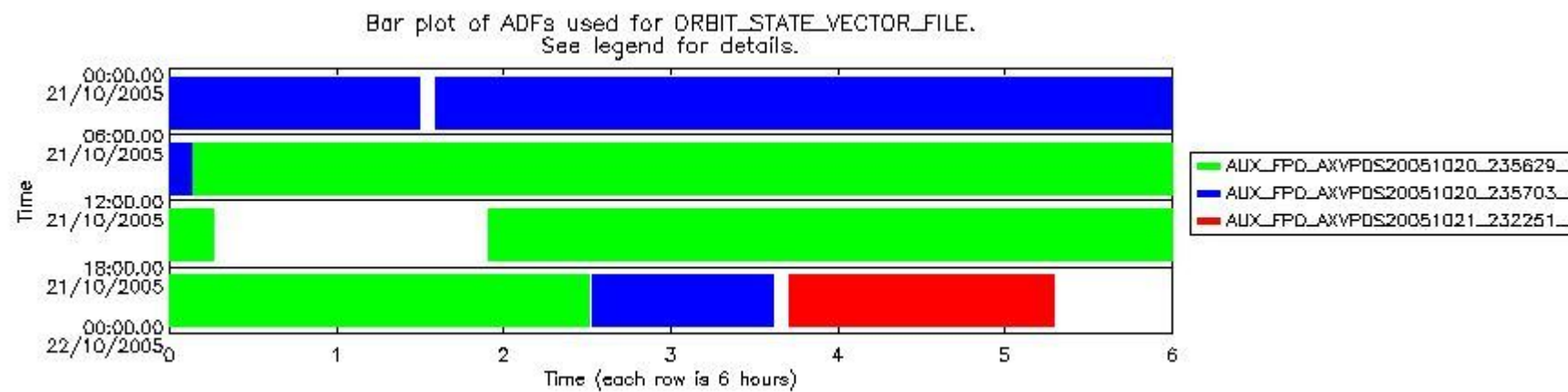
- A table showing which ADFs were used for processing (red values indicate that multiple ADFs of the same type were used)
- Various time line plots, one for each ADF, which show when which ADF was used.

If multiple ADFs of a single type were used, these are marked **red** in the table.

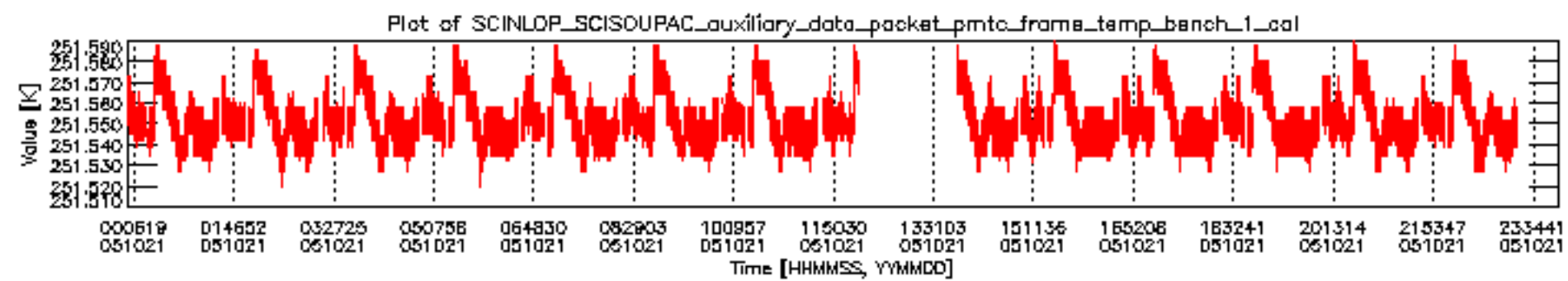
Number	ADF
	<b>CNO (LEVEL_0_CONFIGURATION_FILE)</b>
0	AUX_CNO_AXVPDS20020123_121901_20020101_000000_20200101_000000
	<b>FPO (ORBIT_STATE_VECTOR_FILE)</b>
1	AUX_FPO_AXVPDS20051020_235629_20051020_190423_20051030_203037
2	AUX_FPO_AXVPDS20051020_235703_20051020_190423_20051030_203037
3	AUX_FPO_AXVPDS20051021_232251_20051021_183246_20051031_213935

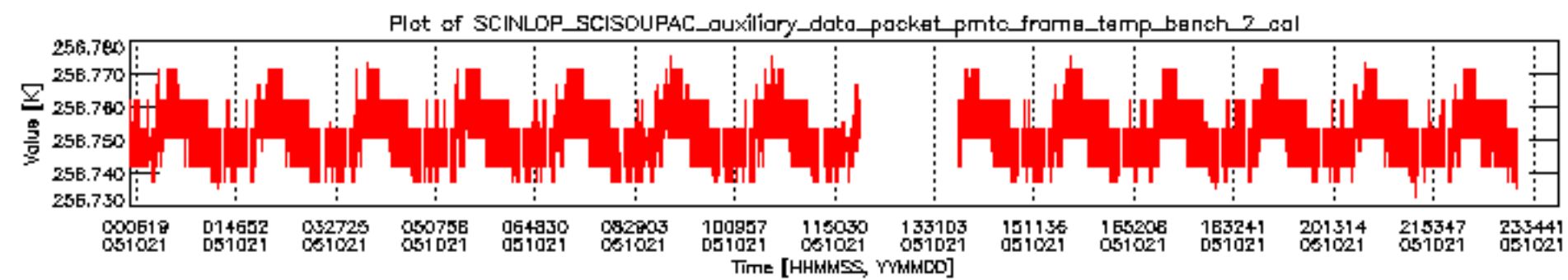


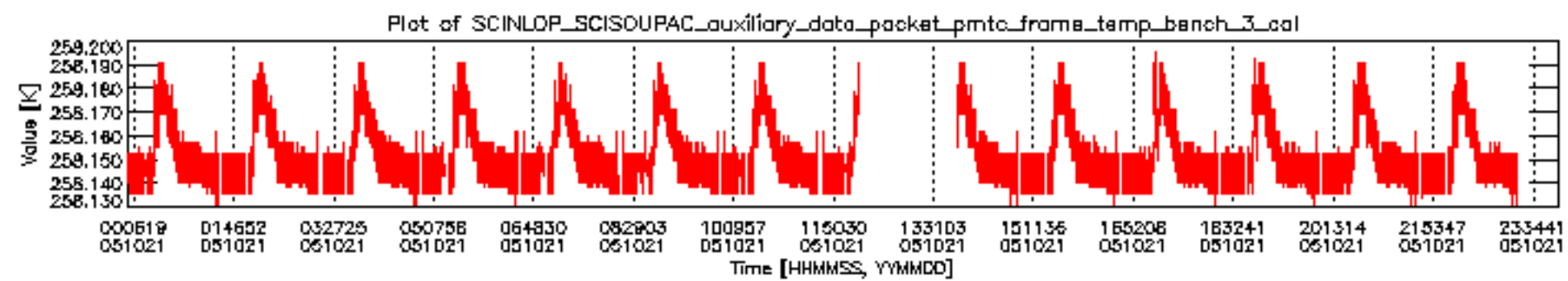
sciamachy\_daily\_report\_level0\_PFHS\_5\_34\_N\_20051021\_5.PNG

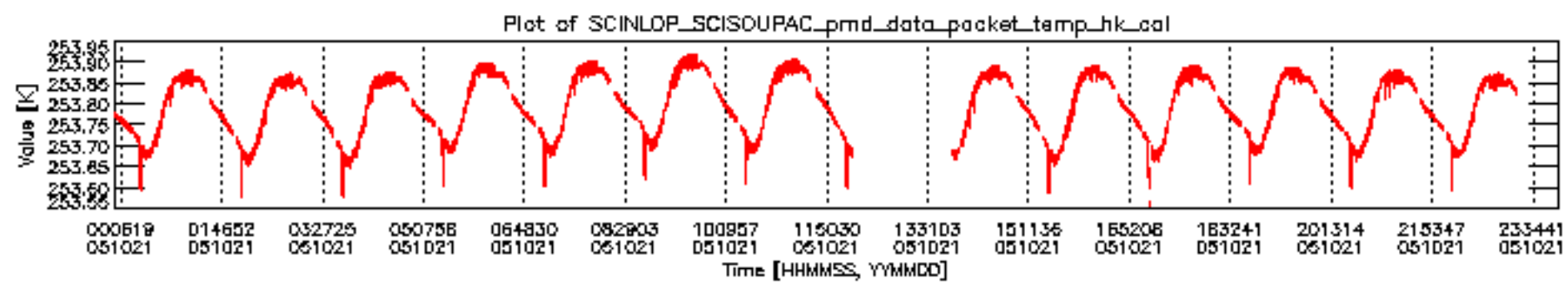


sciamachy\_daily\_report\_level0\_PFHS\_5\_34\_N\_20051021\_6.PNG

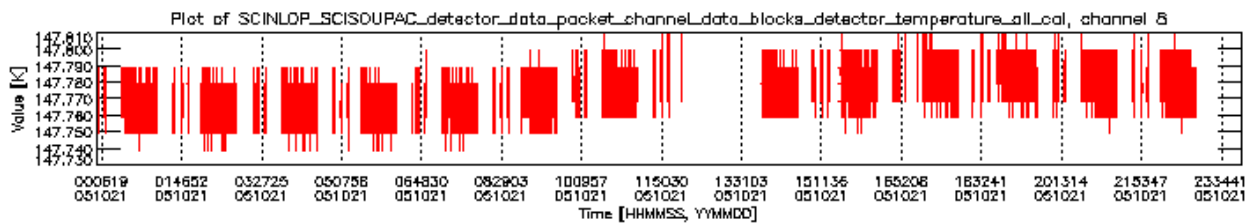
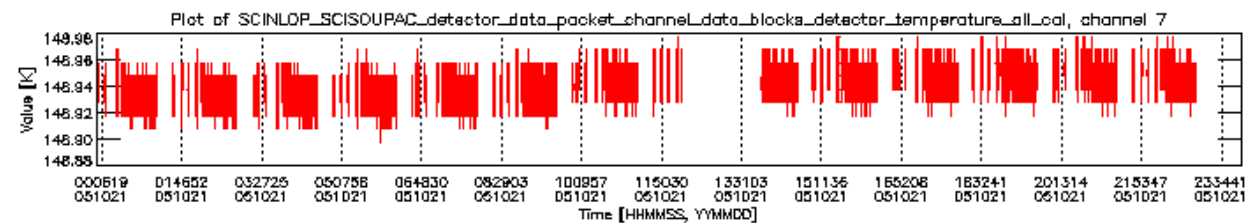
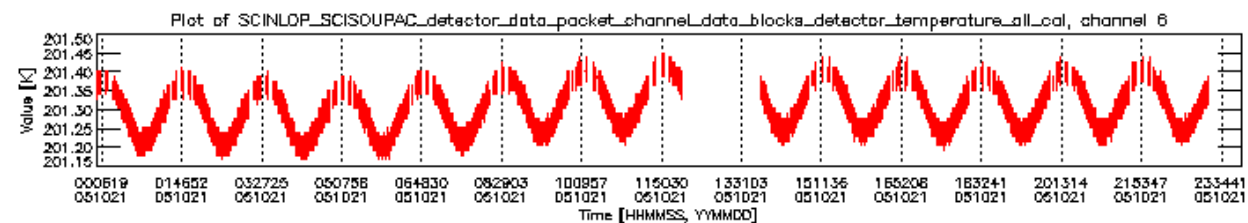
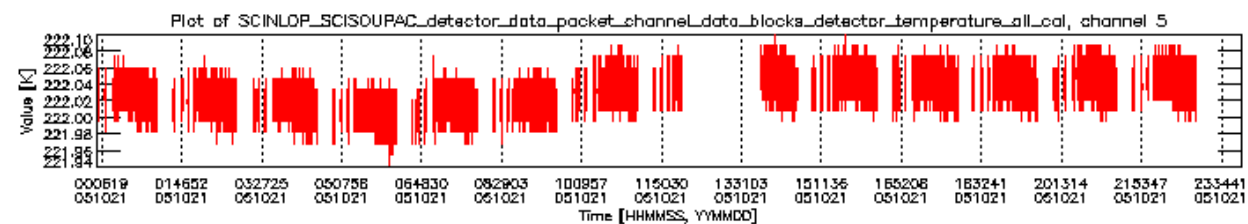
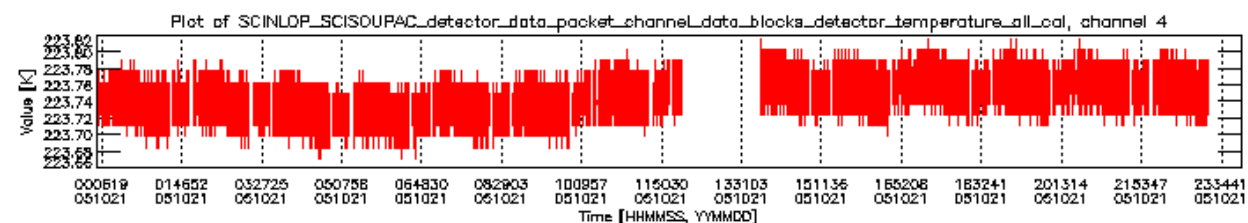
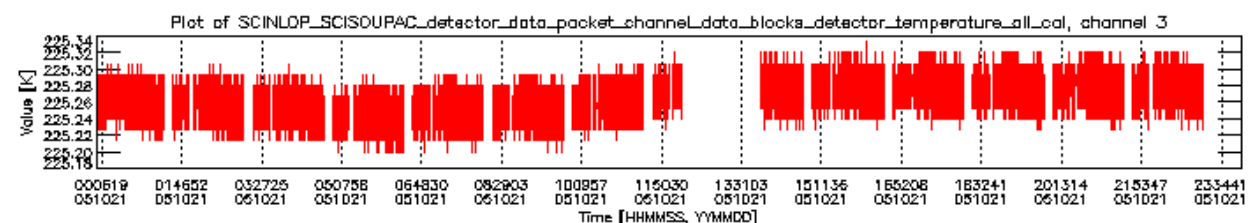
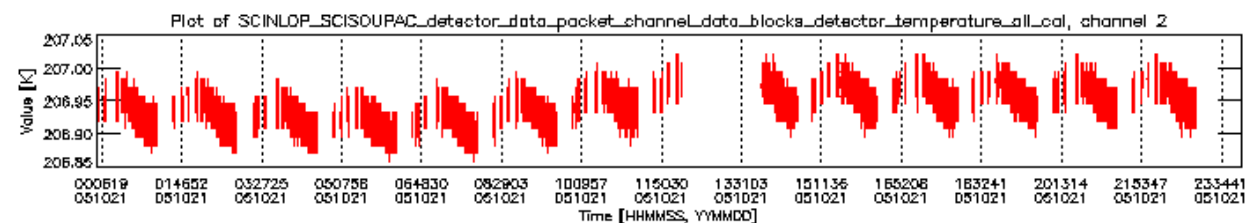
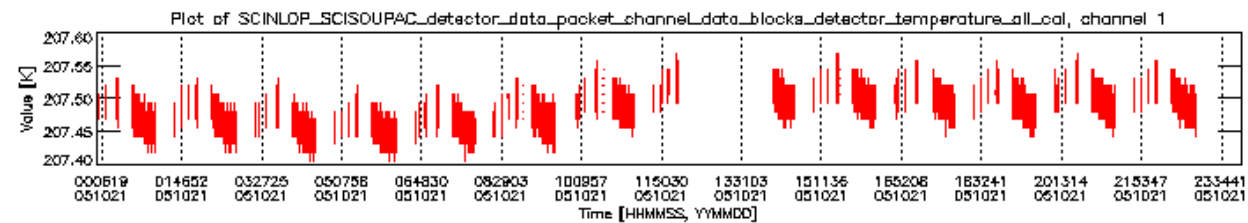


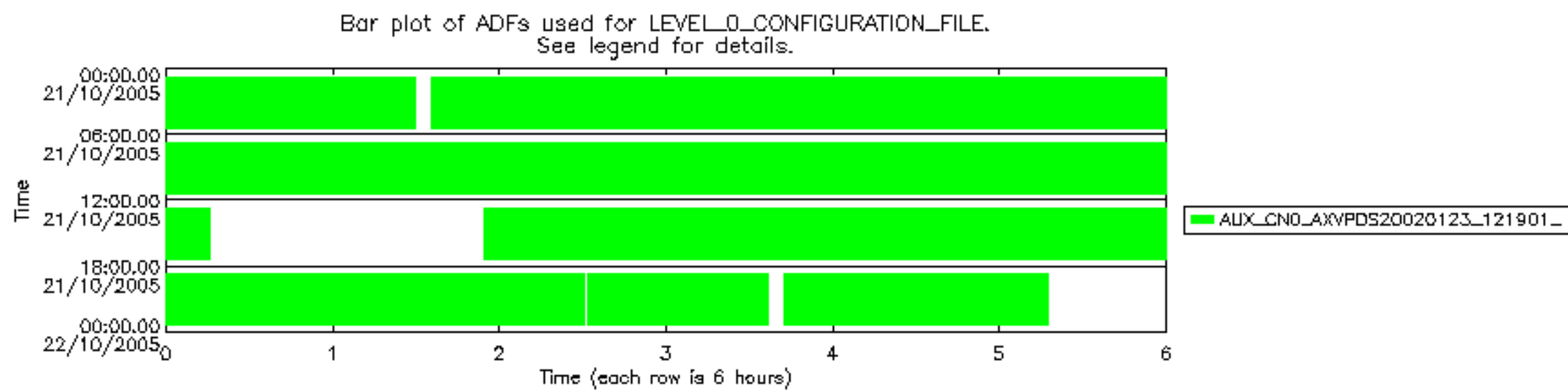












Bar plot of ADFs used for ORBIT\_STATE\_VECTOR\_FILE.  
See legend for details.

