

0. SCIAMACHY Daily Report for level 0 products

[0.1 General Info](#)

[0.2 Product Quality Indicators](#)

[0.3 State monitoring](#)

[0.4 ADF monitoring](#)

0.1 General Info

This report contains a daily analysis on parameters extracted from SCIAMACHY level 0 data (The SCI_NL__0P product).

0.1.1 Report summary

The table below shows general characteristics of the data that are included into this report.

Item	Value
Report version	vdraft_20050403
Time of report generation	19OCT2005 01:54:22
Data source version	PFHS/5.34-N
Processing scope for products	15OCT2005 00:00:00 to 16OCT2005 00:00:00
Start time of first product within scope	14OCT2005 23:42:41
Stop time of last product within scope	16OCT2005 00:51:47
Total number of level 0 products	15
Number of level 0 products with errors	15

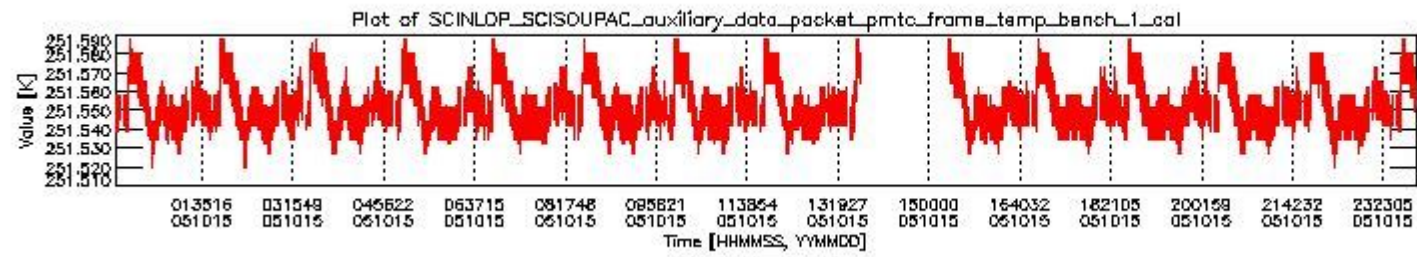
0.1.2 Summary per product

The following table shows a summary for each product used in this report.

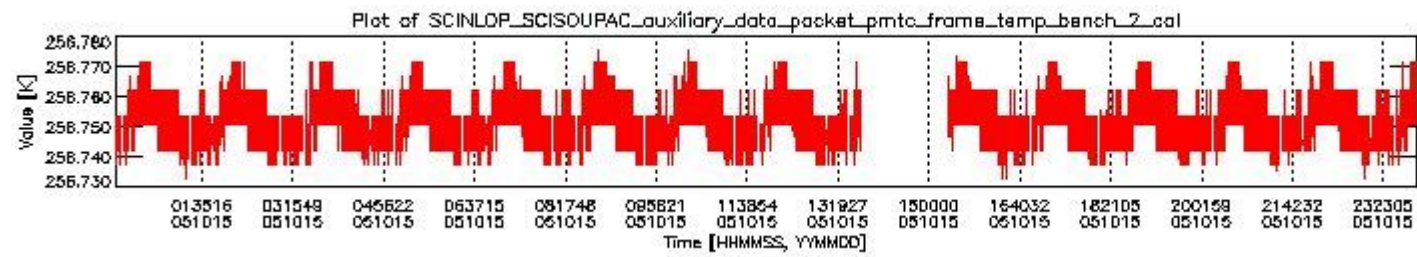
#	Product name	Start time	Stop time	Prod err	ISP err sign	ISP miss sign	ISP disc sign	rs sign
0	SCI_NL__OPNPDE20051014_234241_000057102041_00359_18950_0680.N1	14OCT2005 23:42:41	15OCT2005 01:17:51	1	0	1	0	0
1	SCI_NL__OPNPDE20051015_012317_000042432041_00360_18951_0681.N1	15OCT2005 01:23:17	15OCT2005 02:34:01	1	0	1	0	0
2	SCI_NL__OPNPDE20051015_023305_000062162041_00361_18952_0682.N1	15OCT2005 02:33:05	15OCT2005 04:16:41	1	0	1	0	0
3	SCI_NL__OPNPDE20051015_041641_000060362041_00362_18953_0683.N1	15OCT2005 04:16:41	15OCT2005 05:57:18	1	0	1	0	0
4	SCI_NL__OPNPDK20051015_055622_000041012041_00363_18954_0819.N1	15OCT2005 05:56:22	15OCT2005 07:04:44	1	0	1	0	0
5	SCI_NL__OPNPDK20051015_070348_000062162041_00364_18955_0820.N1	15OCT2005 07:03:48	15OCT2005 08:47:24	1	0	1	0	0
6	SCI_NL__OPNPDK20051015_084629_000059112041_00365_18956_0821.N1	15OCT2005 08:46:29	15OCT2005 10:25:01	1	0	1	0	0
7	SCI_NL__OPNPDK20051015_102352_000060362041_00366_18957_0822.N1	15OCT2005 10:23:52	15OCT2005 12:04:28	1	0	1	0	0
8	SCI_NL__OPNPDK20051015_120332_000060362041_00367_18958_0823.N1	15OCT2005 12:03:32	15OCT2005 13:44:09	1	0	1	0	0
9	SCI_NL__OPNPDK20051015_152049_000058422041_00369_18960_0825.N1	15OCT2005 15:20:49	15OCT2005 16:58:12	1	0	1	0	0
10	SCI_NL__OPNPDK20051015_165812_000060362041_00370_18961_0826.N1	15OCT2005 16:58:12	15OCT2005 18:38:48	1	0	1	0	0
11	SCI_NL__OPNPDK20051015_183751_000060932041_00371_18962_0827.N1	15OCT2005 18:37:51	15OCT2005 20:19:25	1	0	1	0	0
12	SCI_NL__OPNPDE20051015_201828_000040632041_00372_18963_0684.N1	15OCT2005 20:18:28	15OCT2005 21:26:12	1	0	1	0	0
13	SCI_NL__OPNPDE20051015_213034_000057782041_00372_18963_0690.N1	15OCT2005 21:30:34	15OCT2005 23:06:53	1	0	1	0	0
14	SCI_NL__OPNPDE20051015_231111_000060362041_00373_18964_0691.N1	15OCT2005 23:11:11	16OCT2005 00:51:47	1	0	1	0	0

0.2 Product Quality Indicators

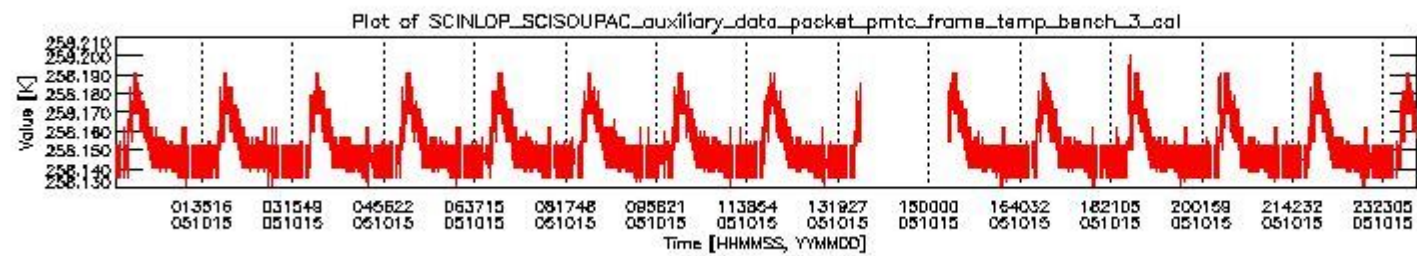
This section shows information about product quality, currently temperatures.



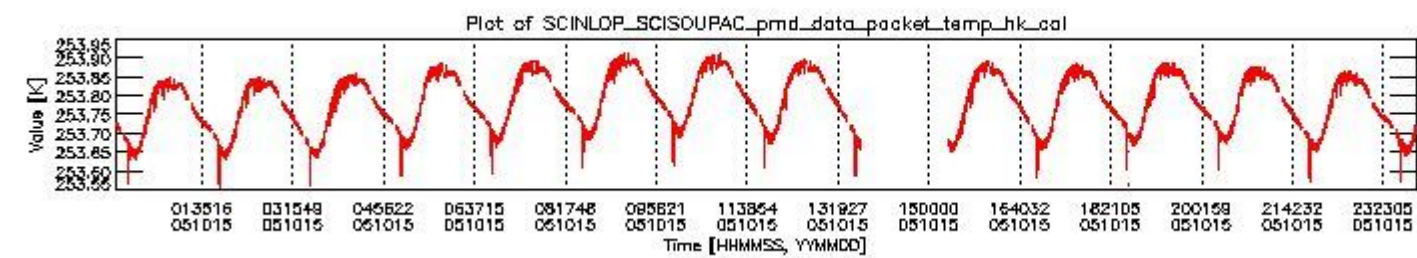
sciamachy_daily_report_level0_PFHS_5_34_N_20051015_0.PNG



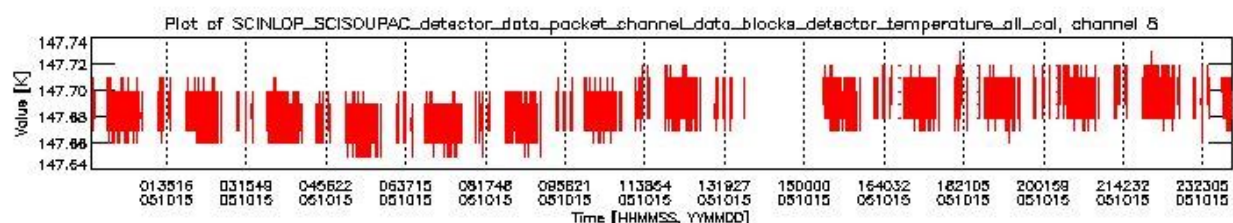
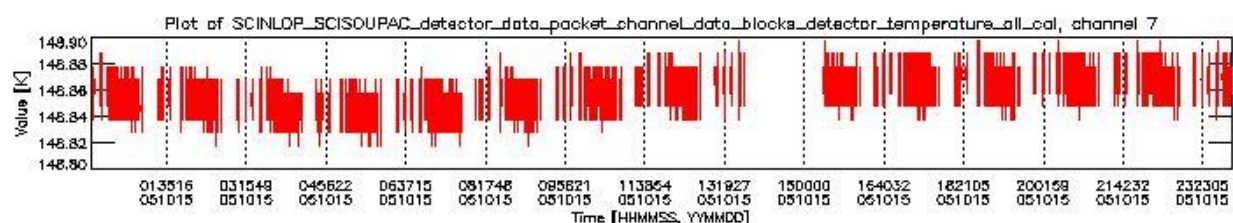
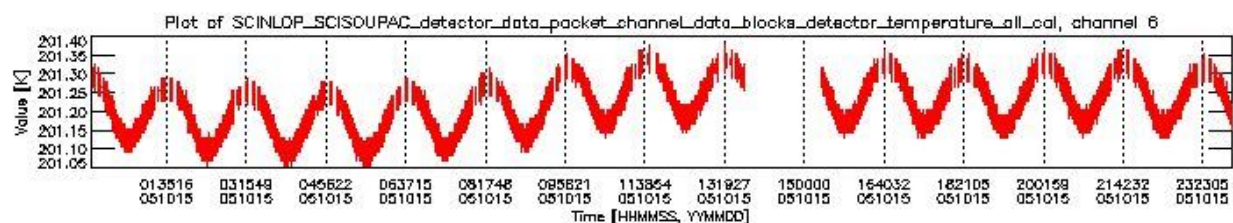
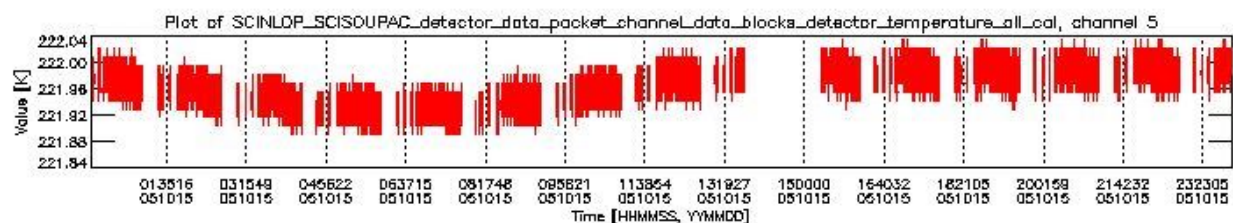
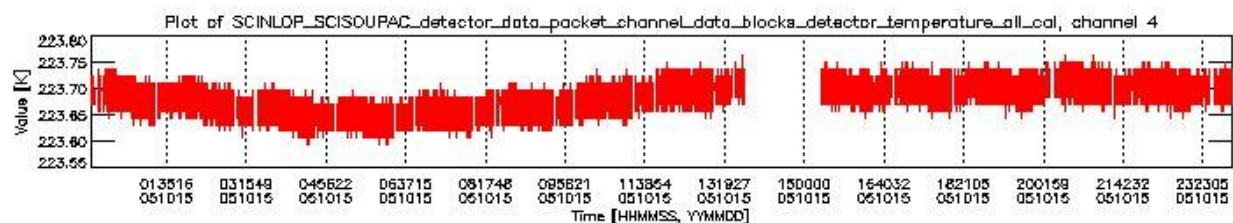
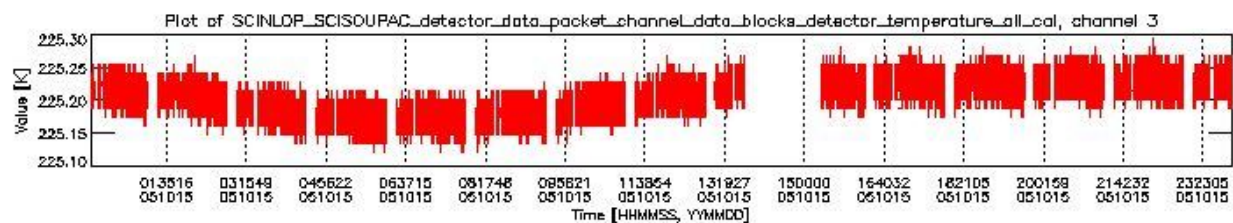
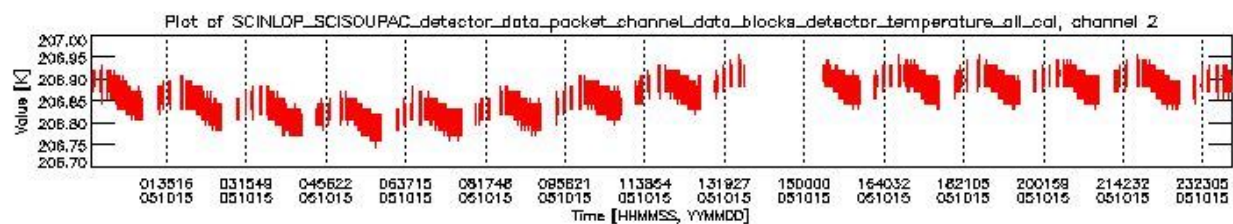
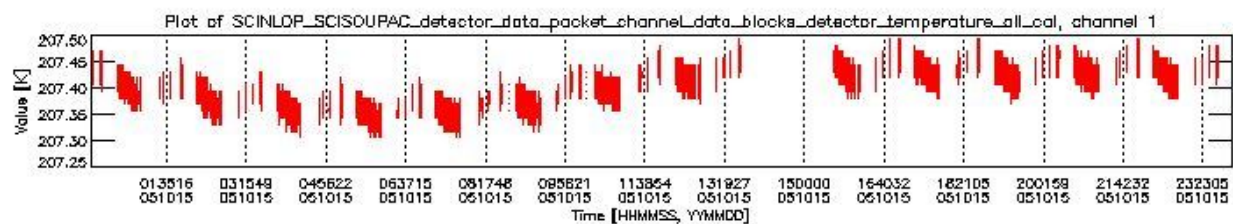
sciamachy_daily_report_level0_PFHS_5_34_N_20051015_1.PNG



sciamachy_daily_report_level0_PFHS_5_34_N_20051015_2.PNG



sciamachy_daily_report_level0_PFHS_5_34_N_20051015_3.PNG



0.3 State monitoring

No instrument tracking information available.

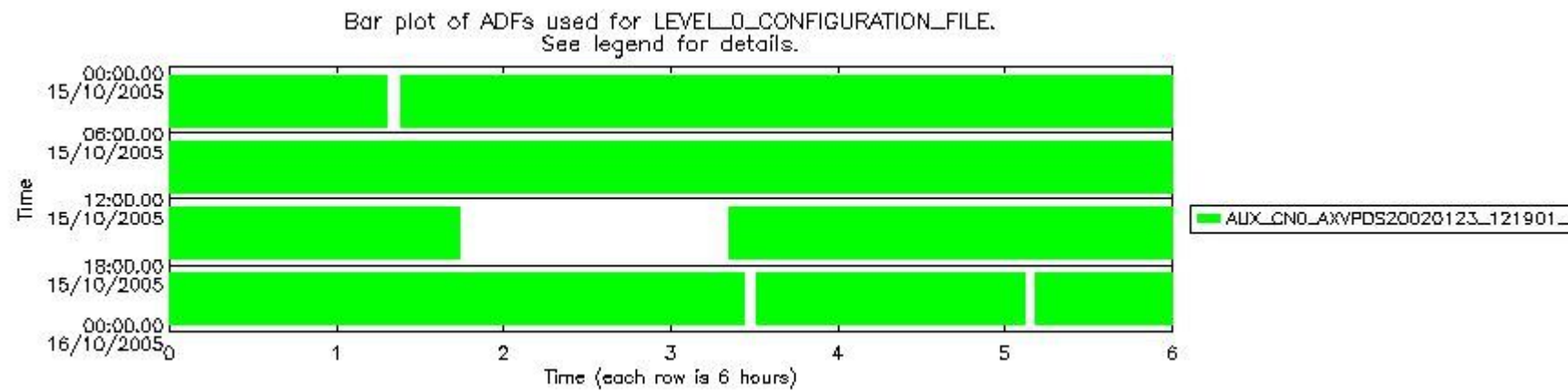
0.4 ADF monitoring

This section shows the (variation in) ADFs used for each of the products. It consists of:

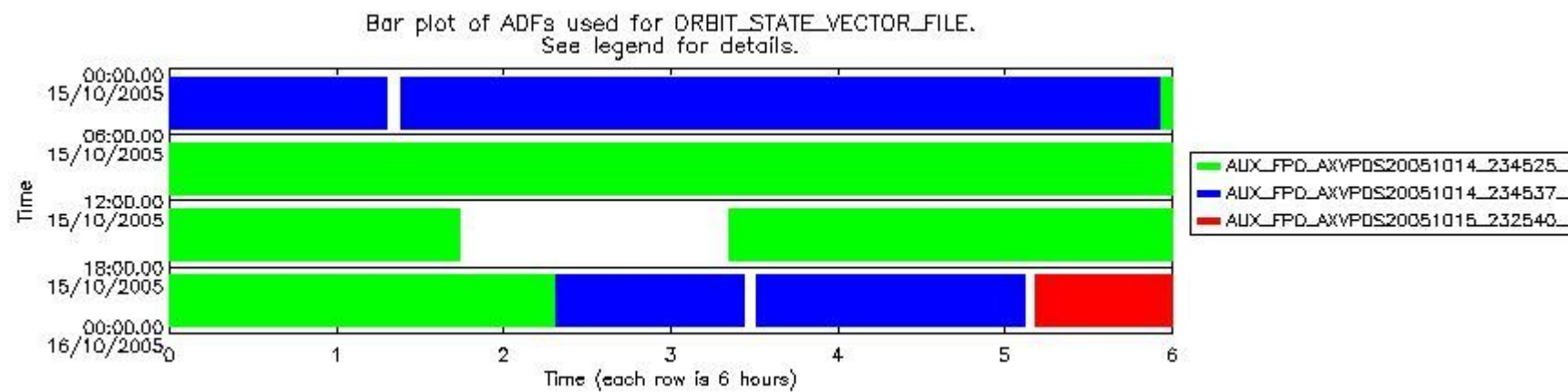
- A table showing which ADFs were used for processing (red values indicate that multiple ADFs of the same type were used)
- Various time line plots, one for each ADF, which show when which ADF was used.

If multiple ADFs of a single type were used, these are marked **red** in the table.

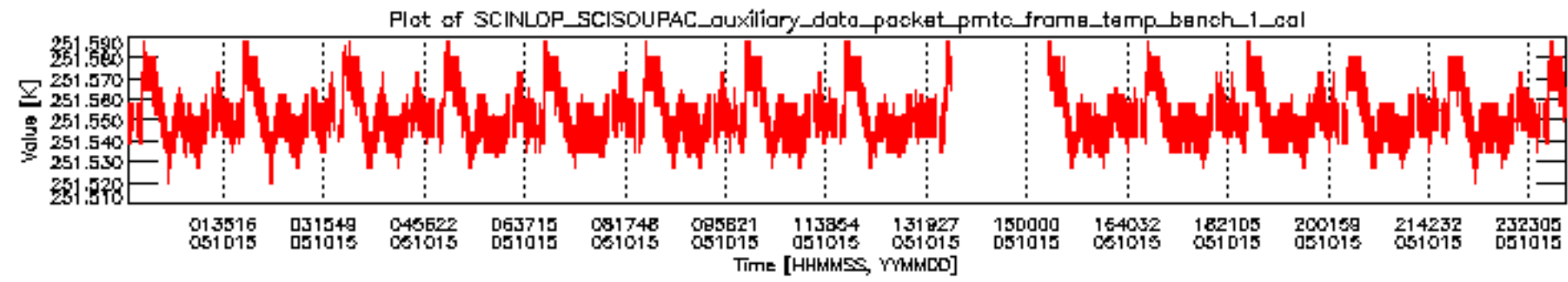
Number	ADF
	CNO (LEVEL_0_CONFIGURATION_FILE)
0	AUX_CNO_AXVPDS20020123_121901_20020101_000000_20200101_000000
	FPO (ORBIT_STATE_VECTOR_FILE)
1	AUX_FPO_AXVPDS20051014_234525_20051014_185252_20051024_201907
2	AUX_FPO_AXVPDS20051014_234537_20051014_185252_20051024_201907
3	AUX_FPO_AXVPDS20051015_232540_20051015_182115_20051025_212806

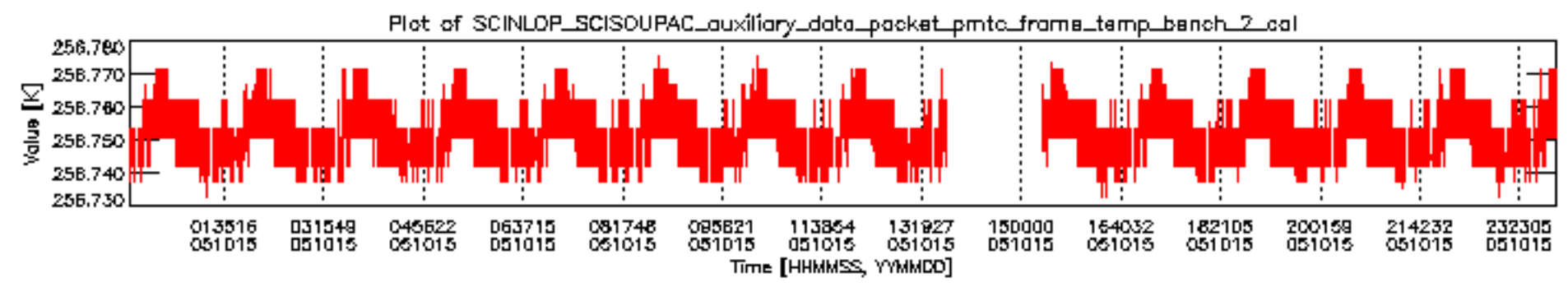


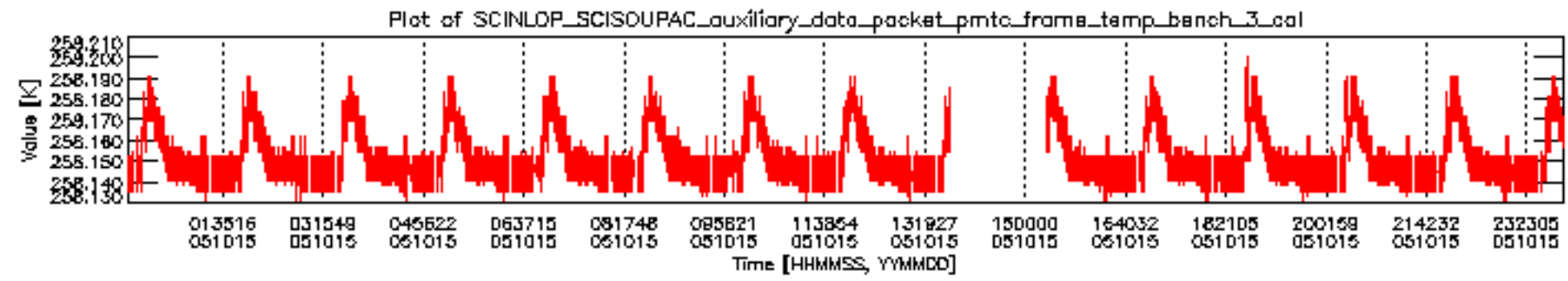
sciamachy_daily_report_level0_PFHS_5_34_N_20051015_5.PNG

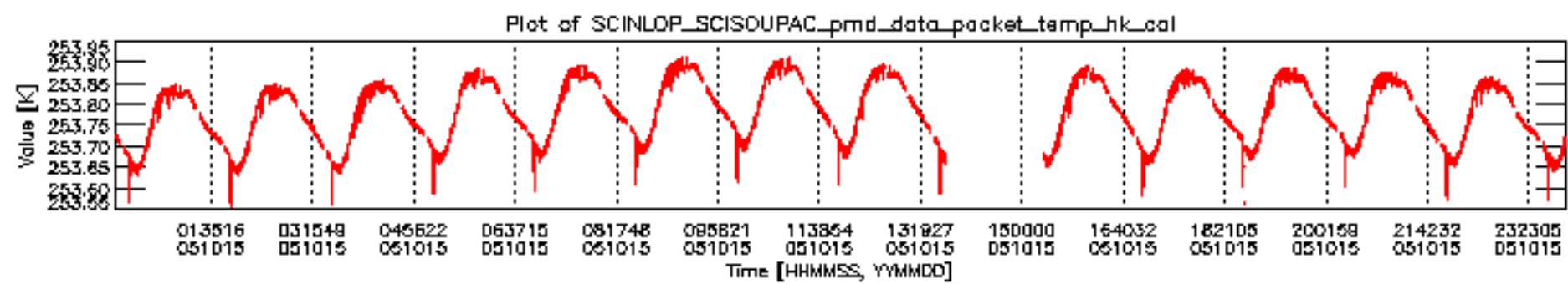


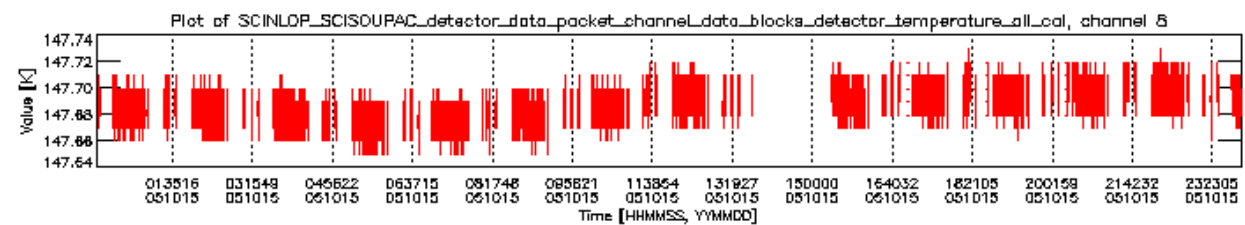
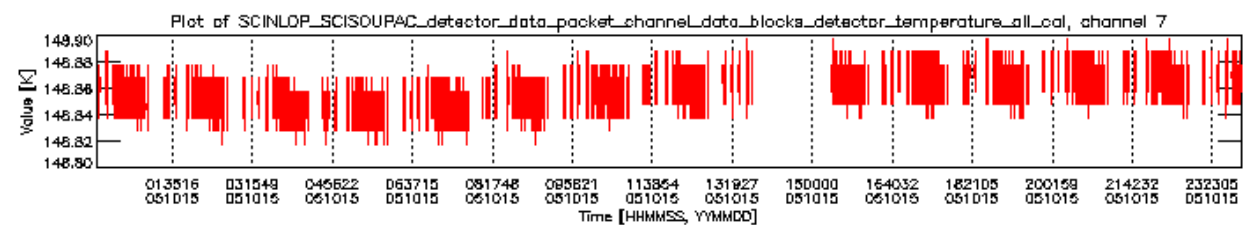
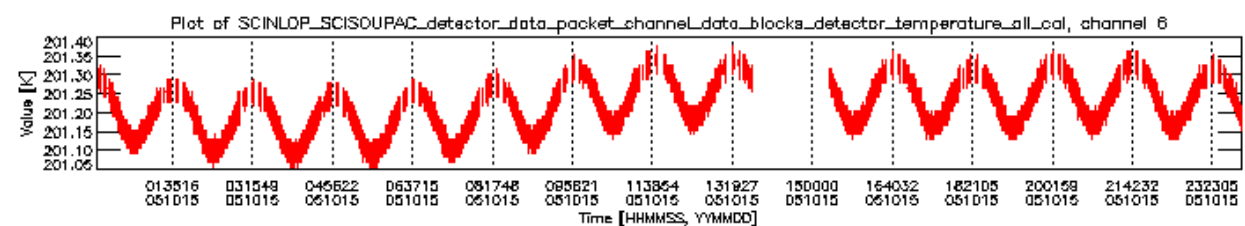
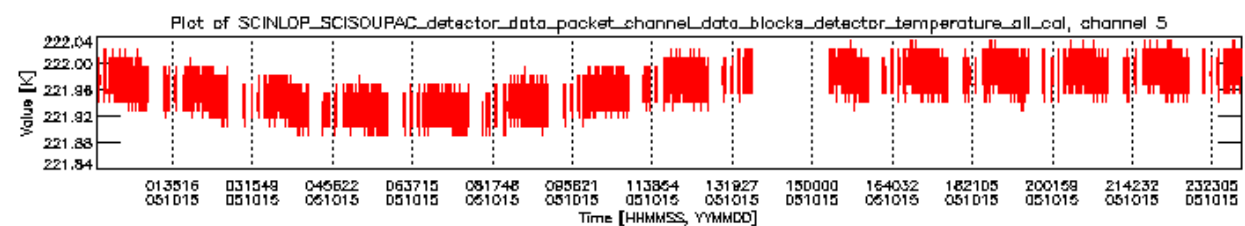
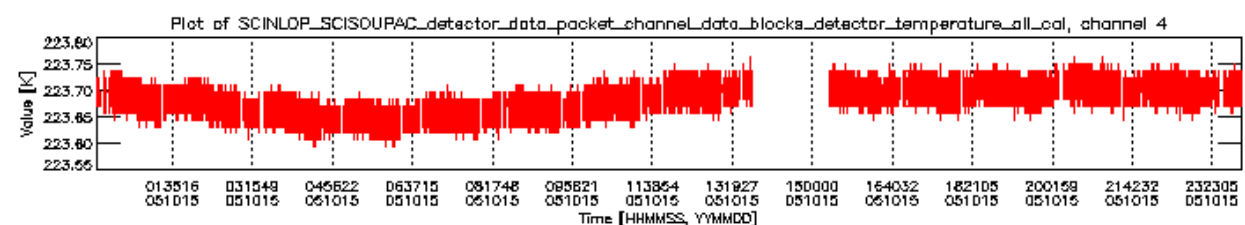
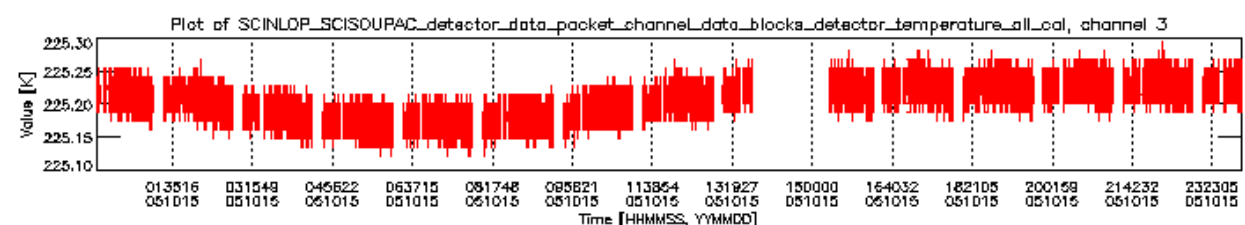
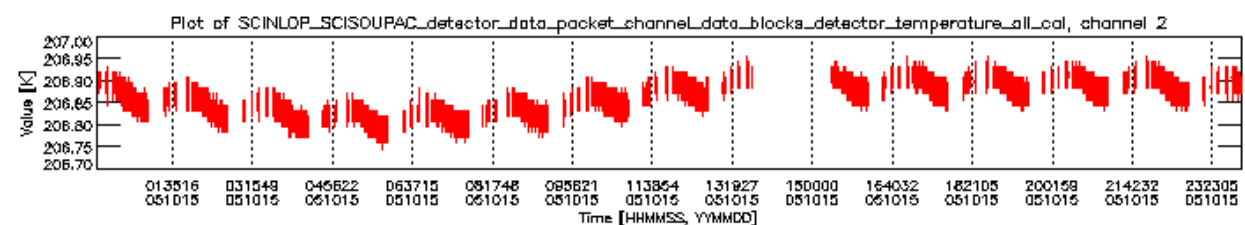
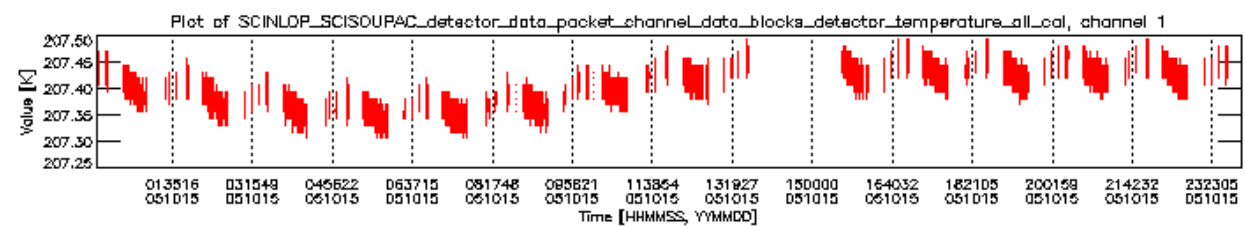
sciamachy_daily_report_level0_PFHS_5_34_N_20051015_6.PNG

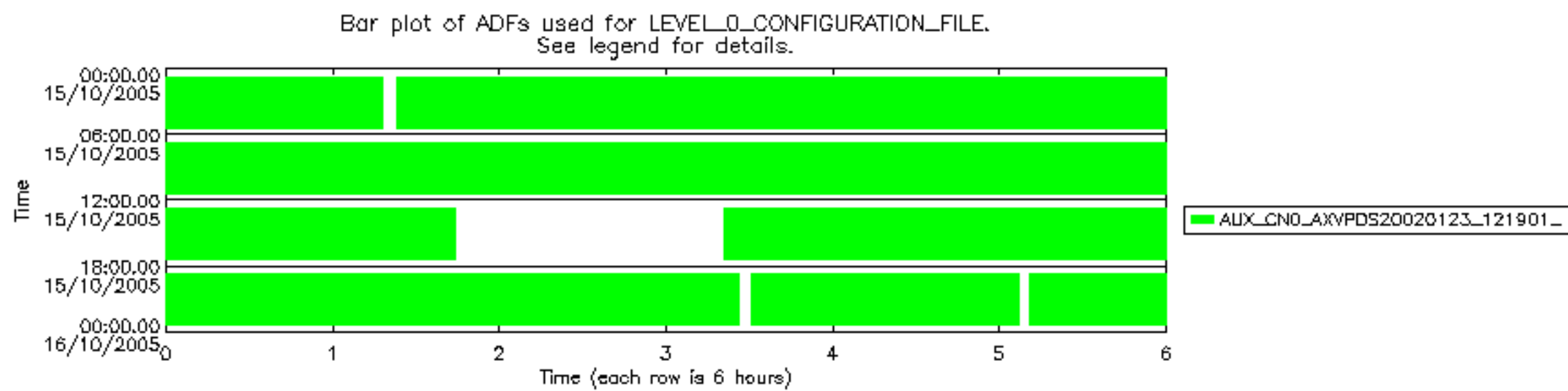












Bar plot of ADFs used for ORBIT_STATE_VECTOR_FILE.
See legend for details.

