

0. SCIAMACHY Daily Report for level 0 products

[0.1 General Info](#)

[0.2 Product Quality Indicators](#)

[0.3 State monitoring](#)

[0.4 ADF monitoring](#)

0.1 General Info

This report contains a daily analysis on parameters extracted from SCIAMACHY level 0 data (The SCI_NL__0P product).

0.1.1 Report summary

The table below shows general characteristics of the data that are included into this report.

Item	Value
Report version	vdraft_20050403
Time of report generation	18OCT2005 01:52:36
Data source version	PFHS/5.34-N
Processing scope for products	14OCT2005 00:00:00 to 15OCT2005 00:00:00
Start time of first product within scope	13OCT2005 22:33:34
Stop time of last product within scope	15OCT2005 01:17:51
Total number of level 0 products	13
Number of level 0 products with errors	13

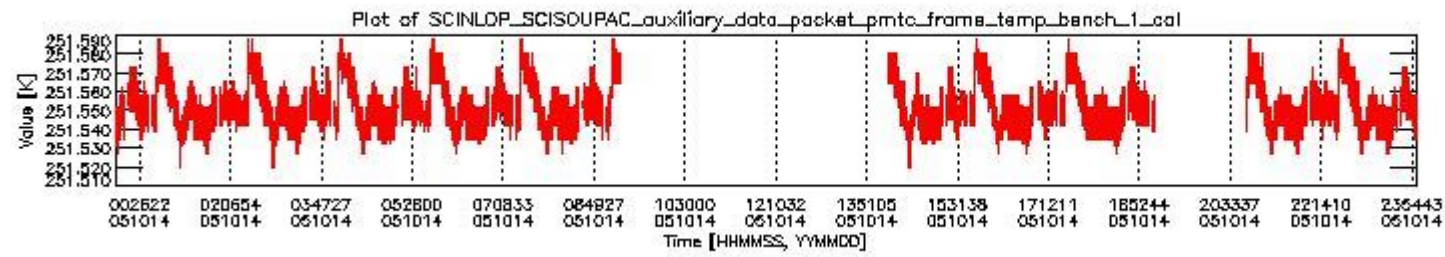
0.1.2 Summary per product

The following table shows a summary for each product used in this report.

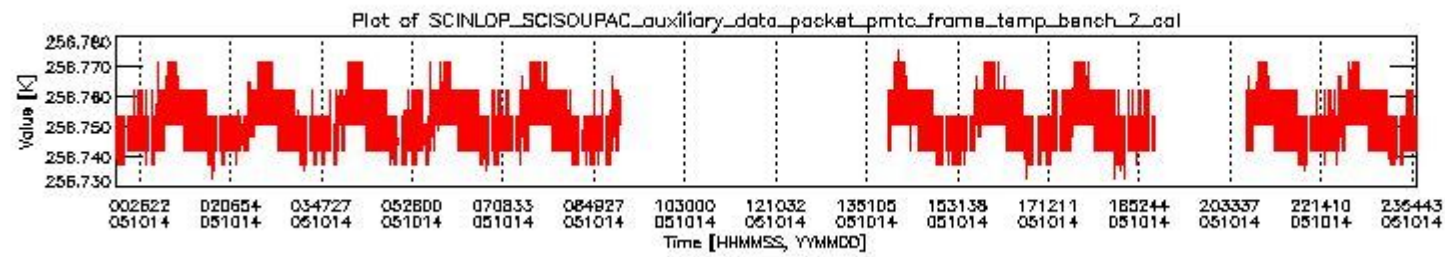
#	Product name	Start time	Stop time	Prod err	ISP err sign	ISP miss sign	ISP disc sign	rs sign
0	SCI_NL__OPNPDE20051013_223334_000060362041_00344_18935_0671.N1	13OCT2005 22:33:34	14OCT2005 00:14:11	1	0	1	0	0
1	SCI_NL__OPNPDE20051014_001411_000056882041_00345_18936_0672.N1	14OCT2005 00:14:11	14OCT2005 01:48:59	1	0	1	0	0
2	SCI_NL__OPNPDE20051014_015447_000042432041_00346_18937_0673.N1	14OCT2005 01:54:47	14OCT2005 03:05:30	1	0	1	0	0
3	SCI_NL__OPNPDE20051014_030435_000061602041_00347_18938_0674.N1	14OCT2005 03:04:35	14OCT2005 04:47:15	1	0	1	0	0
4	SCI_NL__OPNPDE20051014_044715_000060922041_00348_18939_0675.N1	14OCT2005 04:47:15	14OCT2005 06:28:48	1	0	1	0	0
5	SCI_NL__OPNPDK20051014_062752_000041142041_00349_18940_0810.N1	14OCT2005 06:27:52	14OCT2005 07:36:26	1	0	1	0	0
6	SCI_NL__OPNPDK20051014_073518_000061602041_00350_18941_0811.N1	14OCT2005 07:35:18	14OCT2005 09:17:58	1	0	1	0	0
7	SCI_NL__OPNPDK20051014_141443_000058562041_00354_18945_0815.N1	14OCT2005 14:14:43	14OCT2005 15:52:19	1	0	1	0	0
8	SCI_NL__OPNPDK20051014_154905_000060362041_00355_18946_0816.N1	14OCT2005 15:49:05	14OCT2005 17:29:42	1	0	1	0	0
9	SCI_NL__OPNPDK20051014_172653_000061482041_00356_18947_0817.N1	14OCT2005 17:26:53	14OCT2005 19:09:21	1	0	1	0	0
10	SCI_NL__OPNPDE20051014_205055_000042692041_00358_18949_0676.N1	14OCT2005 20:50:55	14OCT2005 22:02:04	1	0	1	0	0
11	SCI_NL__OPNPDE20051014_220204_000060362041_00358_18949_0679.N1	14OCT2005 22:02:04	14OCT2005 23:42:41	1	0	1	0	0
12	SCI_NL__OPNPDE20051014_234241_000057102041_00359_18950_0680.N1	14OCT2005 23:42:41	15OCT2005 01:17:51	1	0	1	0	0

0.2 Product Quality Indicators

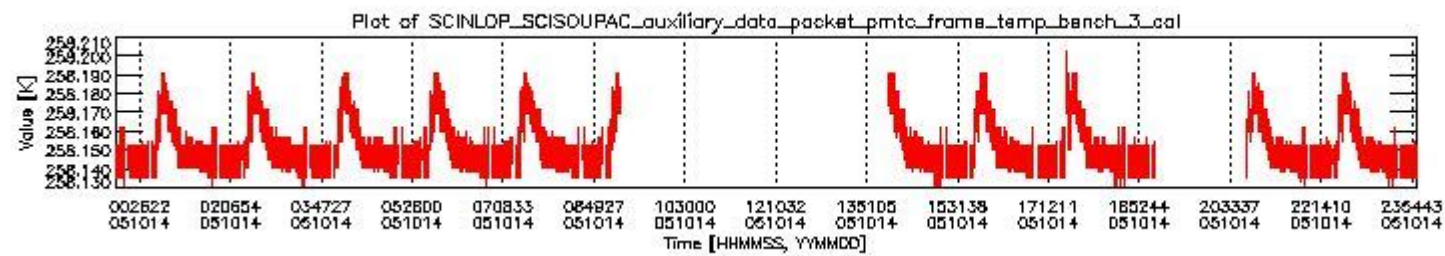
This section shows information about product quality, currently temperatures.



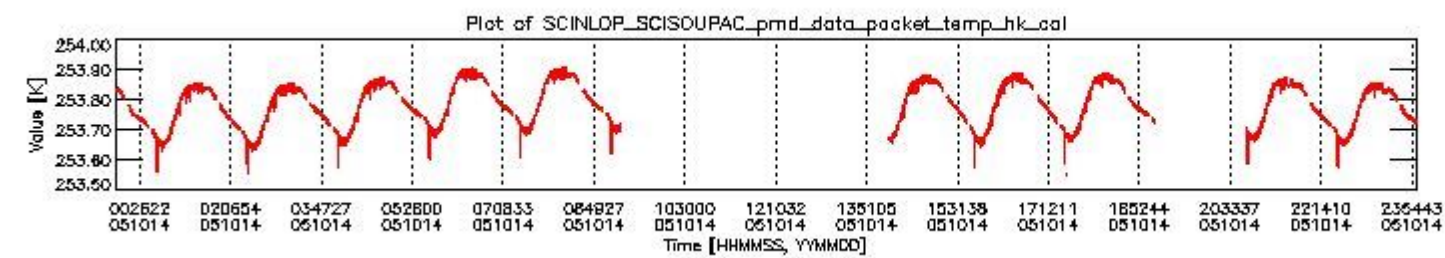
sciamachy_daily_report_level0_PFHS_5_34_N_20051014_0.PNG



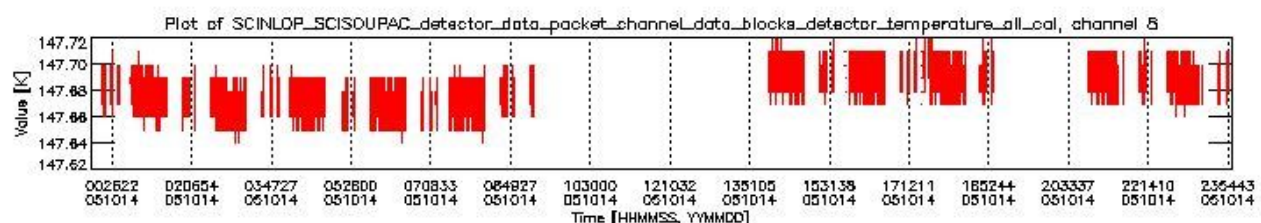
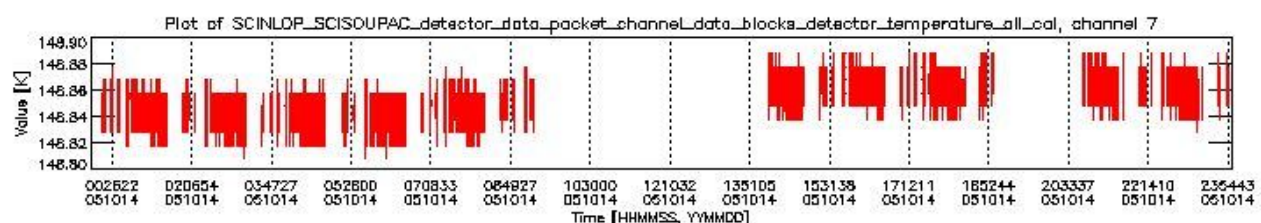
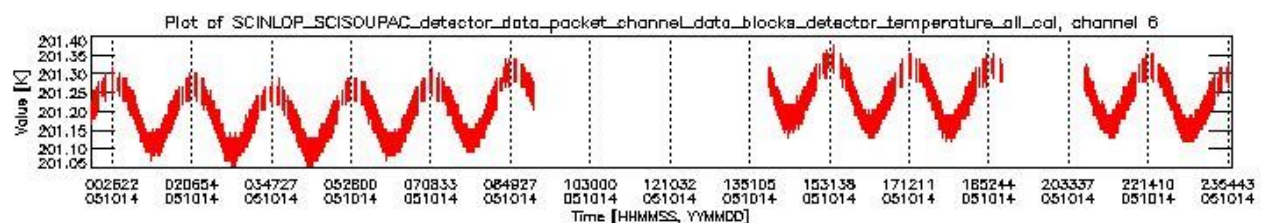
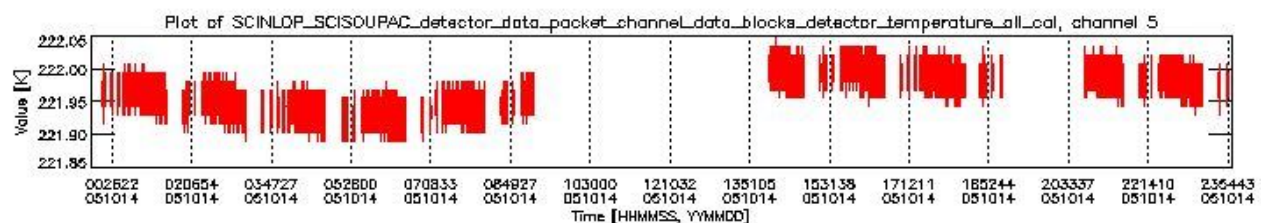
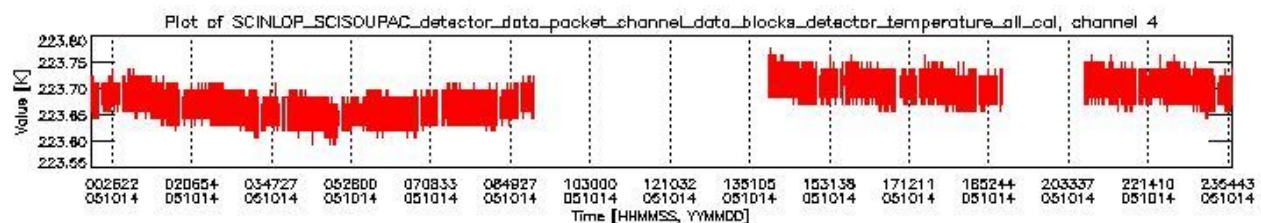
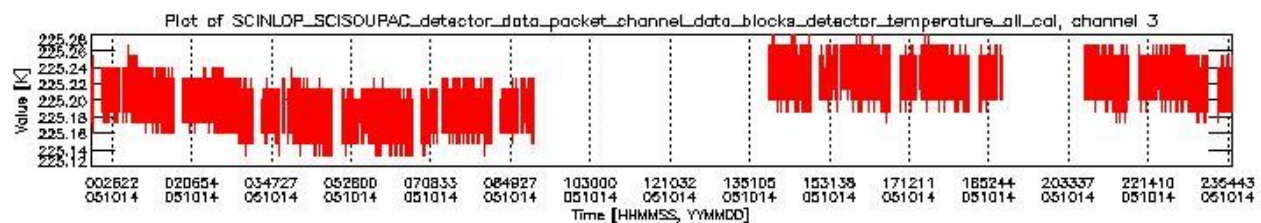
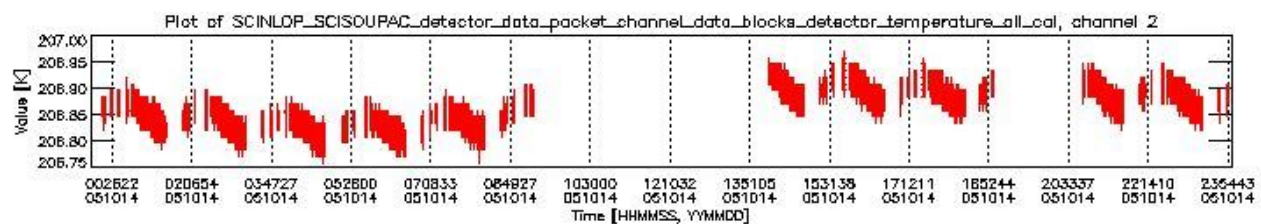
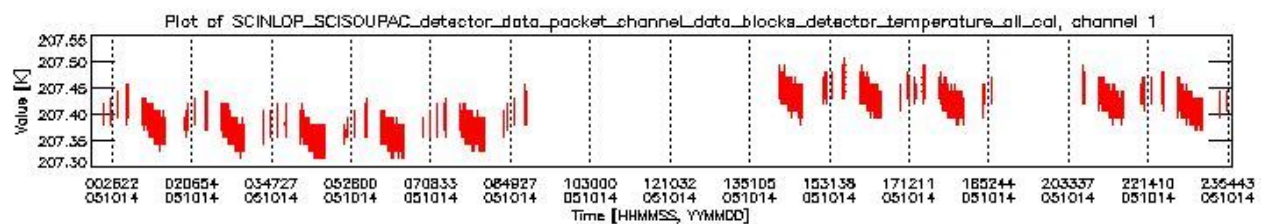
sciamachy_daily_report_level0_PFHS_5_34_N_20051014_1.PNG



sciamachy_daily_report_level0_PFHS_5_34_N_20051014_2.PNG



sciamachy_daily_report_level0_PFHS_5_34_N_20051014_3.PNG



0.3 State monitoring

No instrument tracking information available.

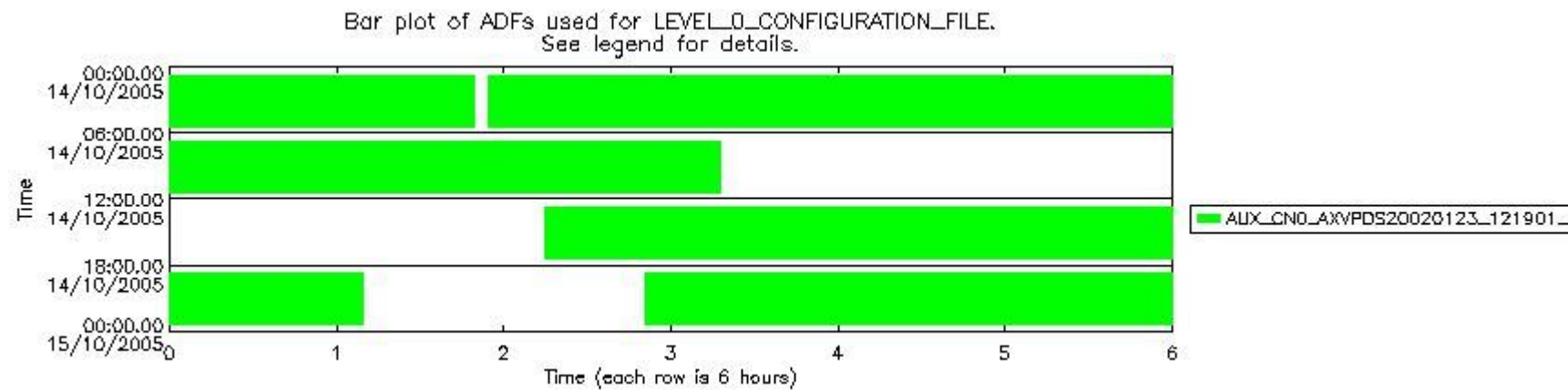
0.4 ADF monitoring

This section shows the (variation in) ADFs used for each of the products. It consists of:

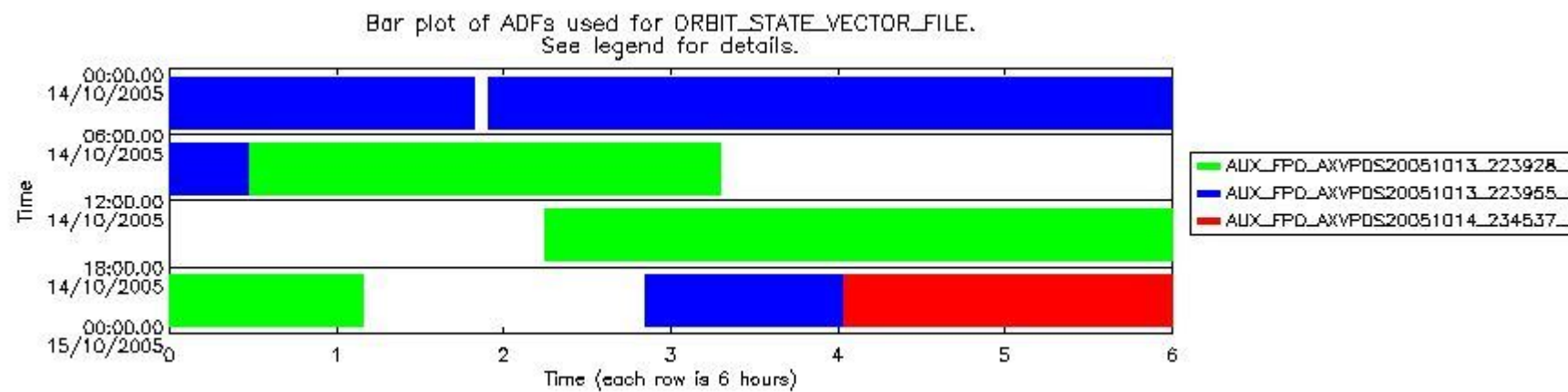
- A table showing which ADFs were used for processing (red values indicate that multiple ADFs of the same type were used)
- Various time line plots, one for each ADF, which show when which ADF was used.

If multiple ADFs of a single type were used, these are marked **red** in the table.

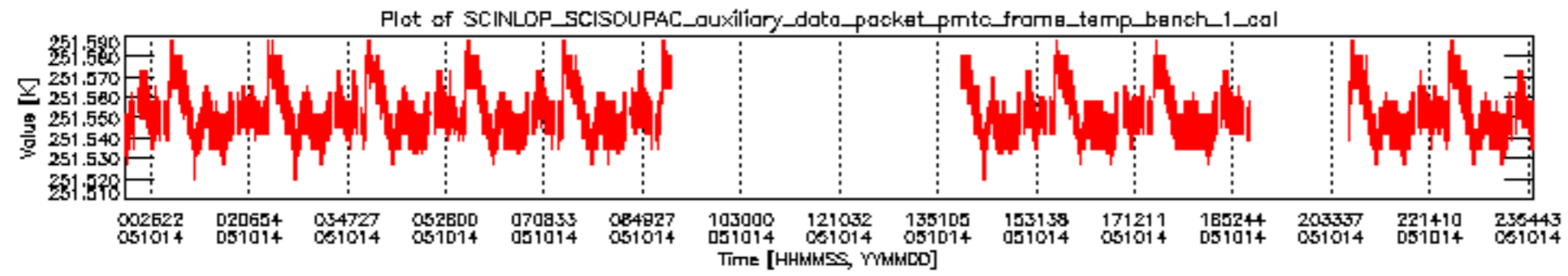
Number	ADF
	CNO (LEVEL_0_CONFIGURATION_FILE)
0	AUX_CNO_AXVPDS20020123_121901_20020101_000000_20200101_000000
	FPO (ORBIT_STATE_VECTOR_FILE)
1	AUX_FPO_AXVPDS20051013_223928_20051013_192429_20051023_205044
2	AUX_FPO_AXVPDS20051013_223955_20051013_192429_20051023_205044
3	AUX_FPO_AXVPDS20051014_234537_20051014_185252_20051024_201907

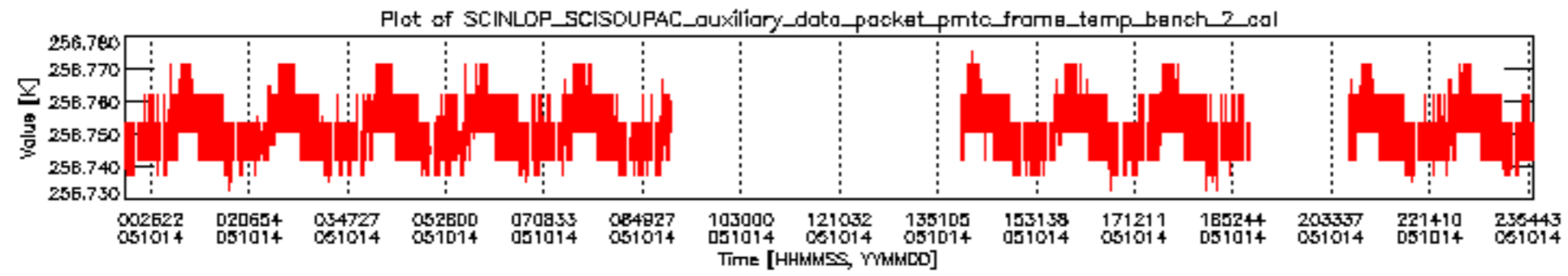


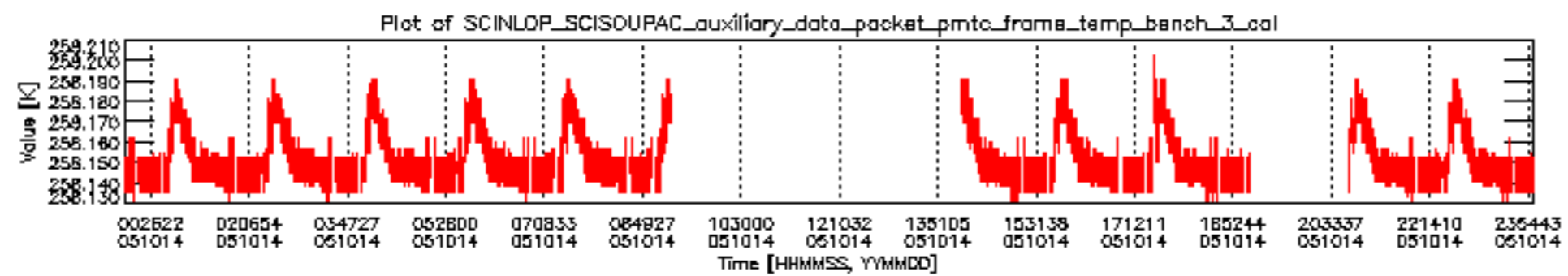
sciamachy_daily_report_level0_PFHS_5_34_N_20051014_5.PNG

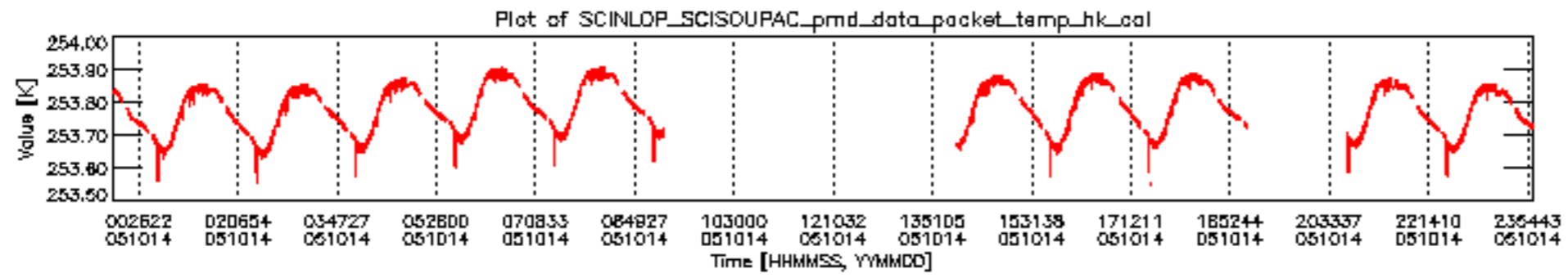


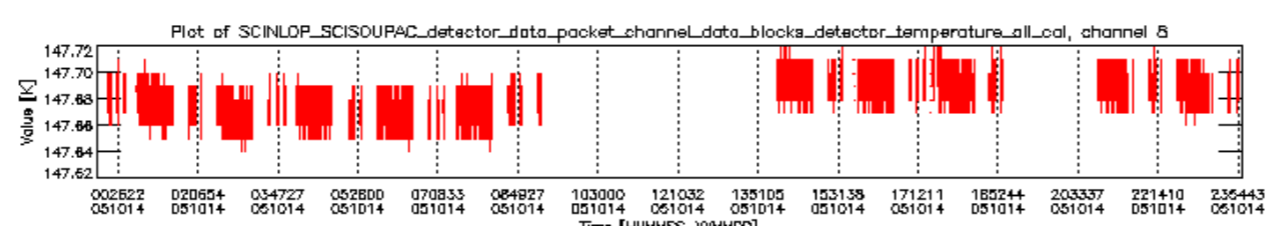
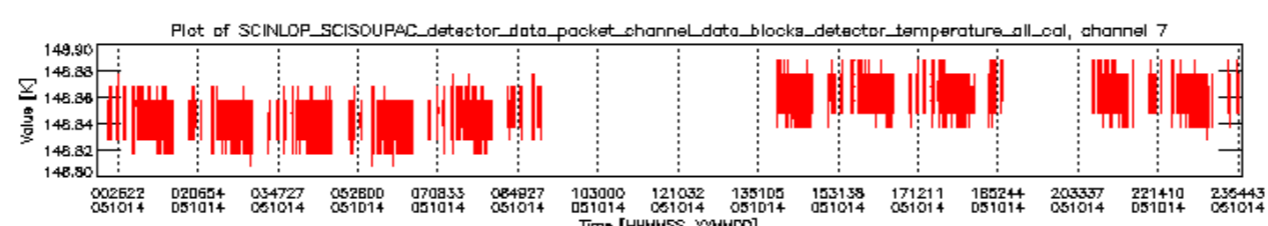
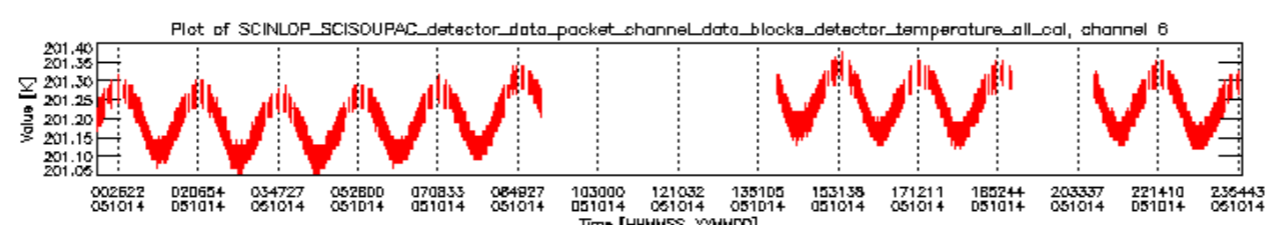
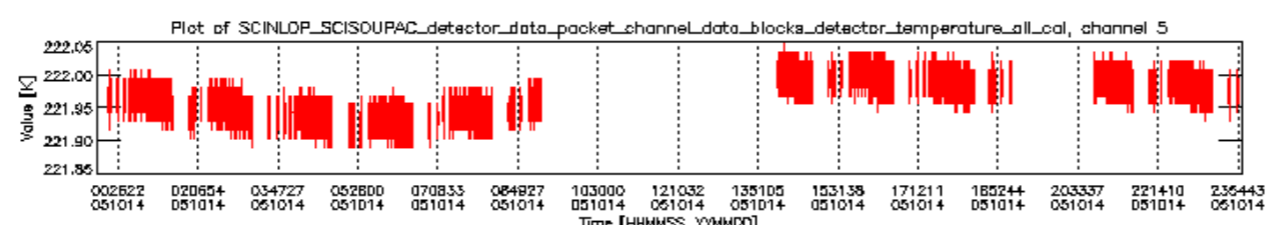
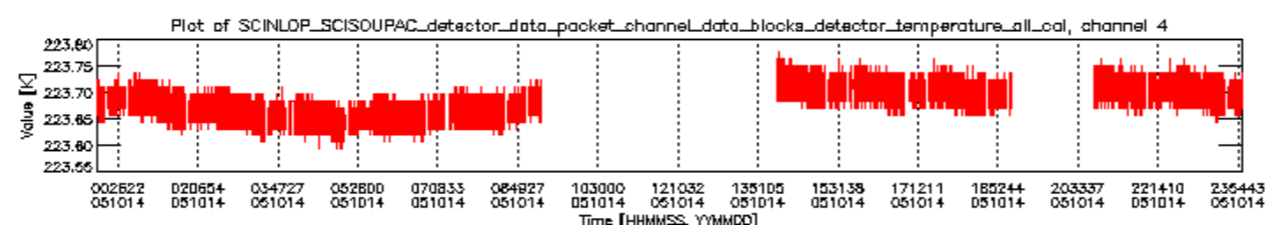
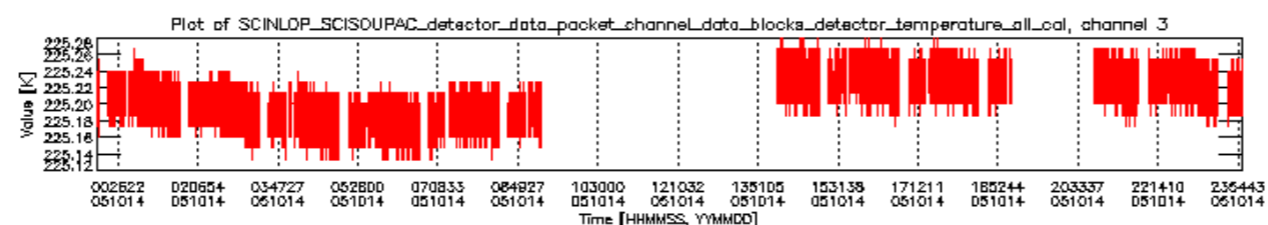
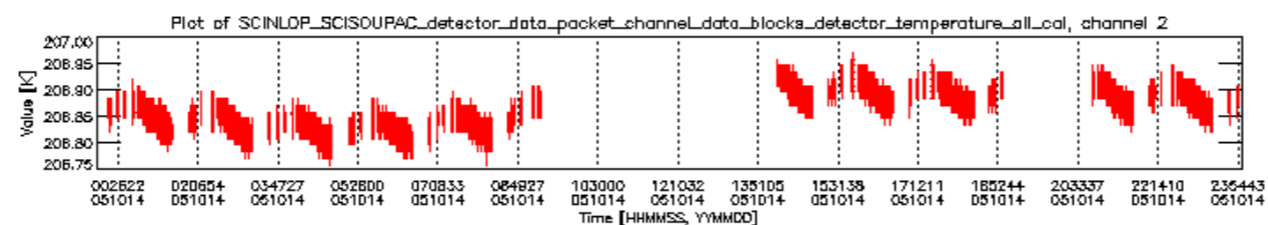
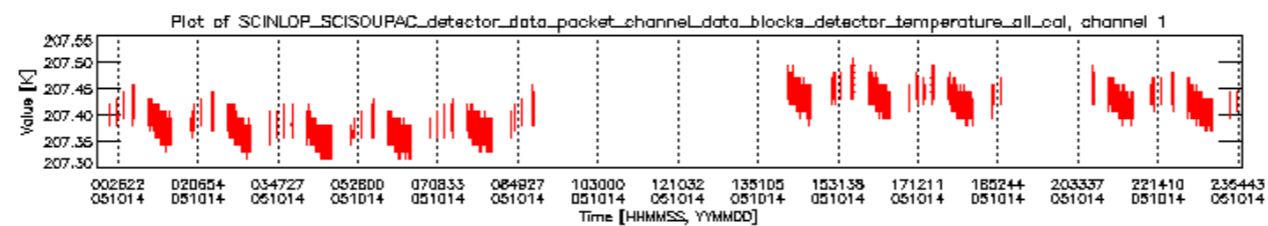
sciamachy_daily_report_level0_PFHS_5_34_N_20051014_6.PNG

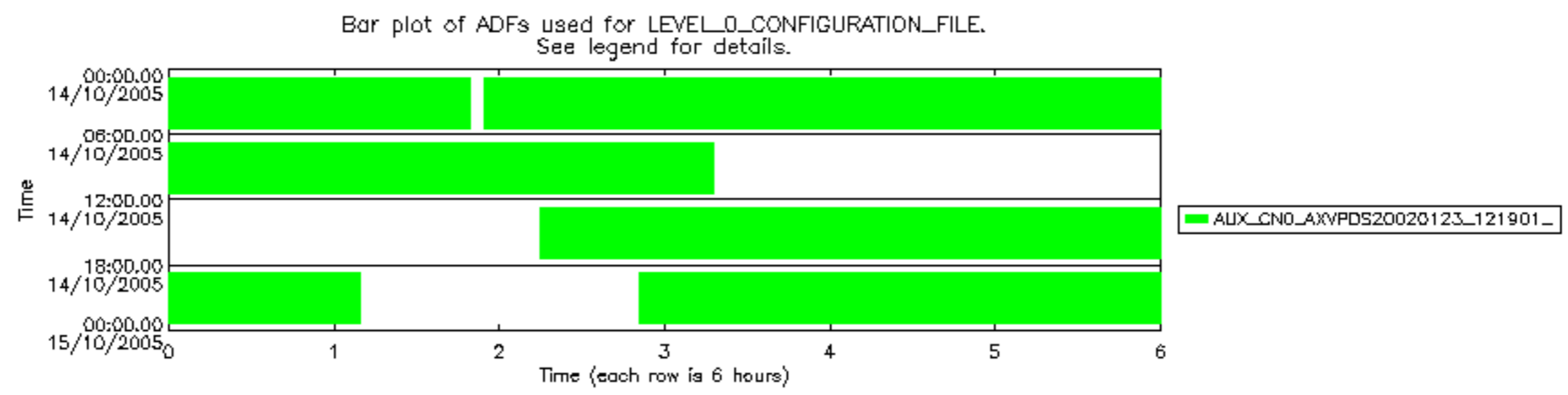












Bar plot of ADFs used for ORBIT_STATE_VECTOR_FILE.
See legend for details.

