

0. SCIAMACHY Daily Report for level 0 products

[0.1 General Info](#)

[0.2 Product Quality Indicators](#)

[0.3 State monitoring](#)

[0.4 ADF monitoring](#)

0.1 General Info

This report contains a daily analysis on parameters extracted from SCIAMACHY level 0 data (The SCI_NL__0P product).

0.1.1 Report summary

The table below shows general characteristics of the data that are included into this report.

Item	Value
Report version	vdraft_20050403
Time of report generation	17OCT2005 01:11:37
Data source version	PFHS/5.34-N
Processing scope for products	13OCT2005 00:00:00 to 14OCT2005 00:00:00
Start time of first product within scope	12OCT2005 23:05:04
Stop time of last product within scope	14OCT2005 00:14:11
Total number of level 0 products	12
Number of level 0 products with errors	12

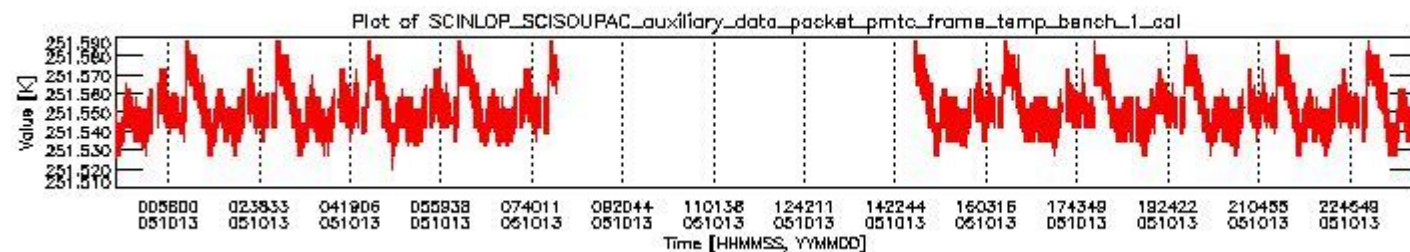
0.1.2 Summary per product

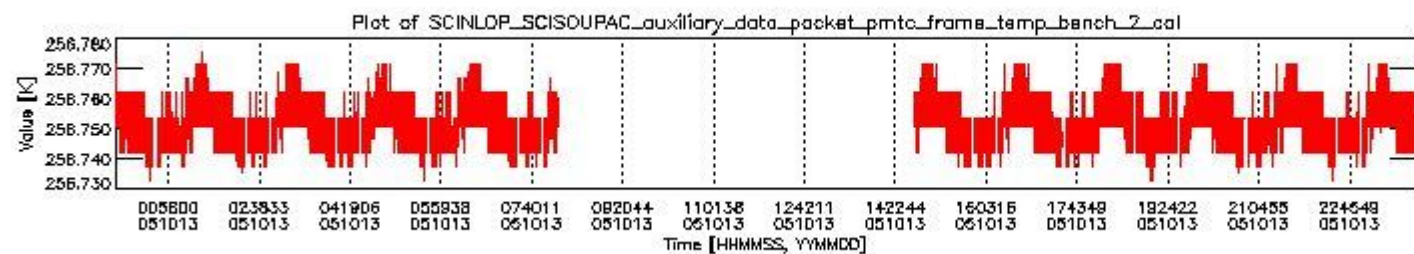
The following table shows a summary for each product used in this report.

#	Product name	Start time	Stop time	Prod err	ISP err sign	ISP miss sign	ISP disc sign	rs sign
0	SCI_NL__0PNPDE20051012_230504_000061232041_00330_18921_0664.N1	12OCT2005 23:05:04	13OCT2005 00:47:08	1	0	1	0	0
1	SCI_NL__0PNPDE20051013_004625_000056442041_00331_18922_0665.N1	13OCT2005 00:46:25	13OCT2005 02:20:29	1	0	1	0	0
2	SCI_NL__0PNPDE20051013_022029_000045912041_00332_18923_0666.N1	13OCT2005 02:20:29	13OCT2005 03:37:00	1	0	1	0	0
3	SCI_NL__0PNPDE20051013_033700_000061052041_00333_18924_0667.N1	13OCT2005 03:37:00	13OCT2005 05:18:45	1	0	1	0	0
4	SCI_NL__0PNPDE20051013_051845_000060922041_00334_18925_0668.N1	13OCT2005 05:18:45	13OCT2005 07:00:18	1	0	1	0	0
5	SCI_NL__0PNPDK20051013_065922_000041702041_00335_18926_0802.N1	13OCT2005 06:59:22	13OCT2005 08:08:52	1	0	1	0	0
6	SCI_NL__0PNPDK20051013_144408_000057862041_00340_18931_0807.N1	13OCT2005 14:44:08	13OCT2005 16:20:35	1	0	1	0	0
7	SCI_NL__0PNPDK20051013_162035_000059792041_00341_18932_0808.N1	13OCT2005 16:20:35	13OCT2005 18:00:15	1	0	1	0	0
8	SCI_NL__0PNPDK20051013_175823_000060362041_00342_18933_0809.N1	13OCT2005 17:58:23	13OCT2005 19:39:00	1	0	1	0	0
9	SCI_NL__0PNPDE20051013_193900_000040972041_00343_18934_0669.N1	13OCT2005 19:39:00	13OCT2005 20:47:17	1	0	1	0	0
10	SCI_NL__0PNPDE20051013_204717_000063772041_00343_18934_0670.N1	13OCT2005 20:47:17	13OCT2005 22:33:34	1	0	1	0	0
11	SCI_NL__0PNPDE20051013_223334_000060362041_00344_18935_0671.N1	13OCT2005 22:33:34	14OCT2005 00:14:11	1	0	1	0	0

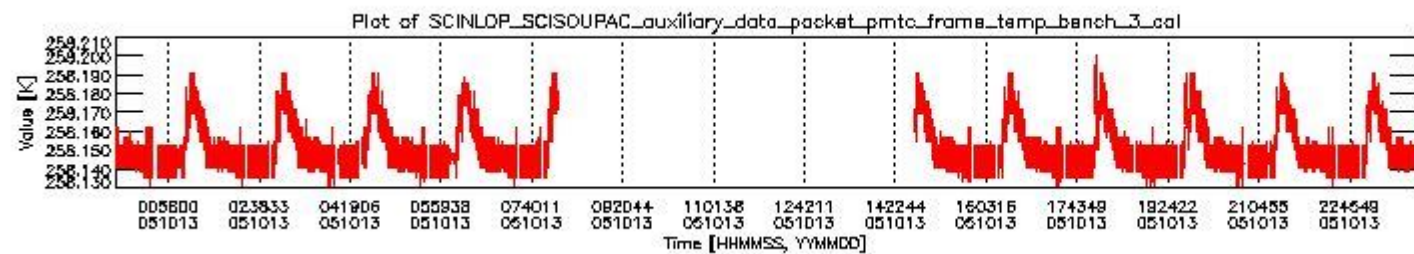
0.2 Product Quality Indicators

This section shows information about product quality, currently temperatures.

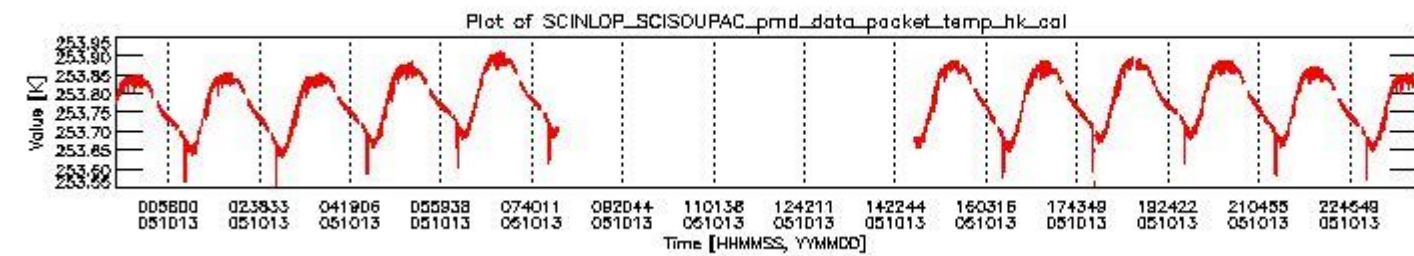




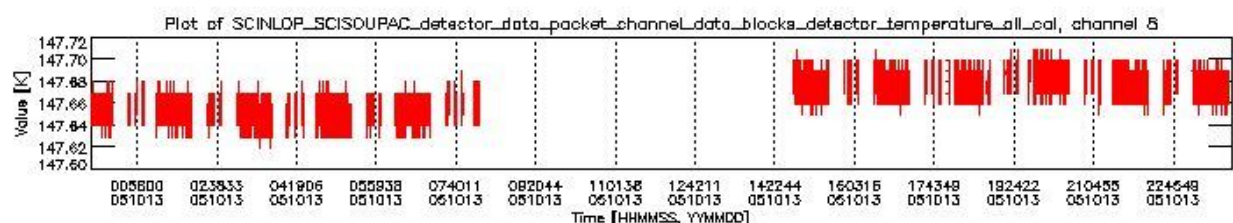
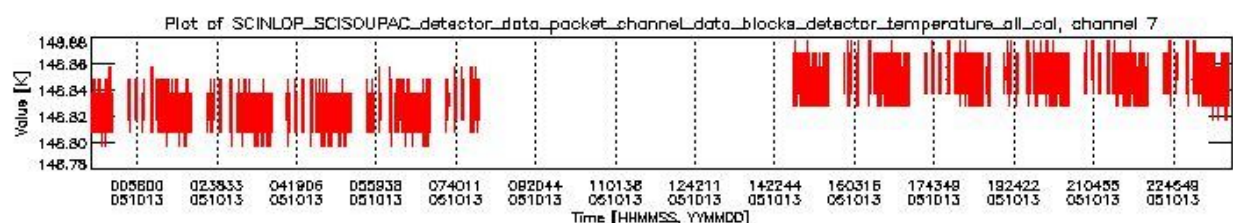
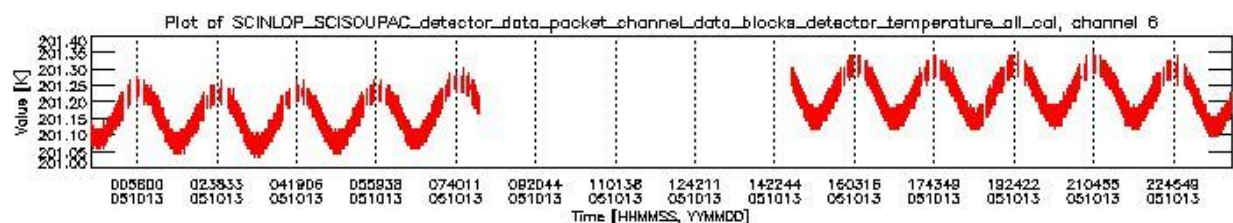
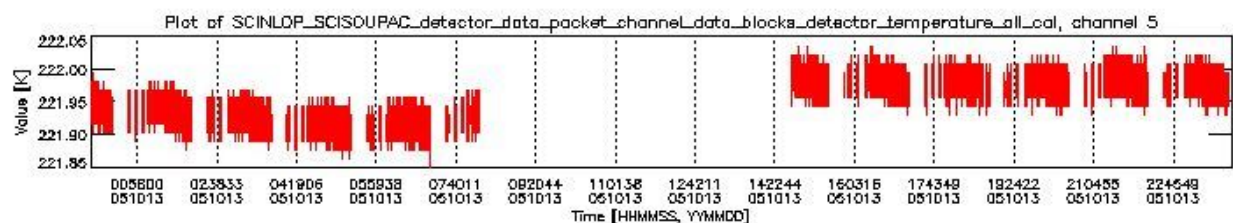
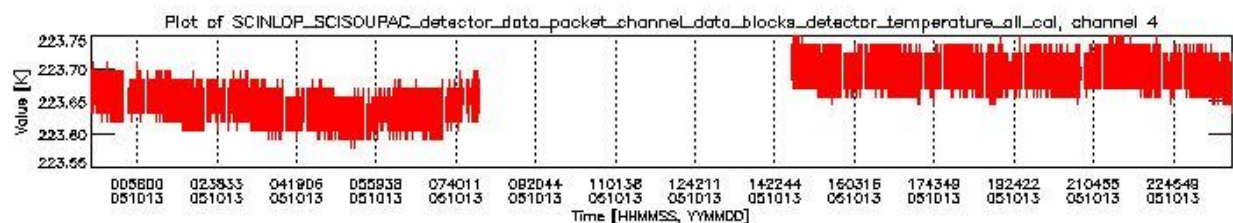
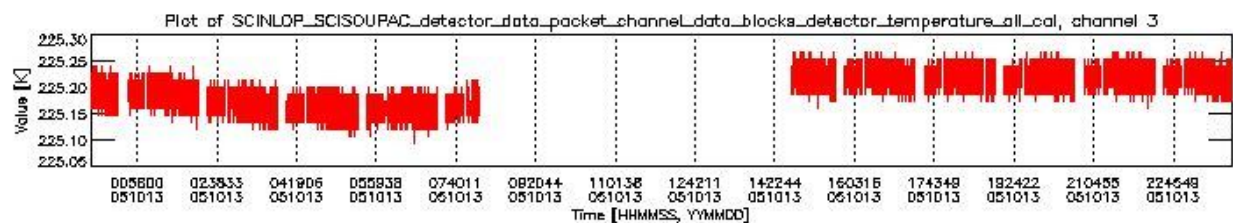
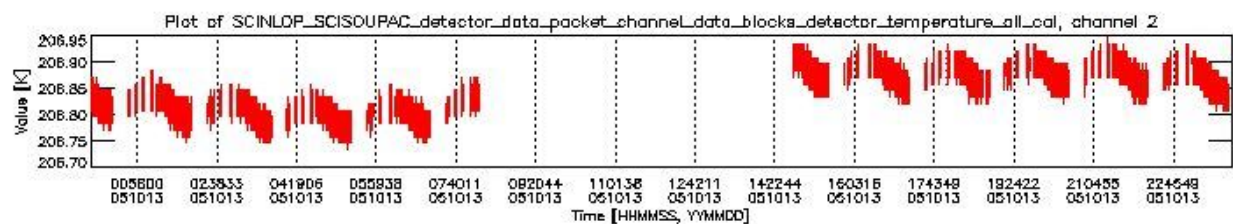
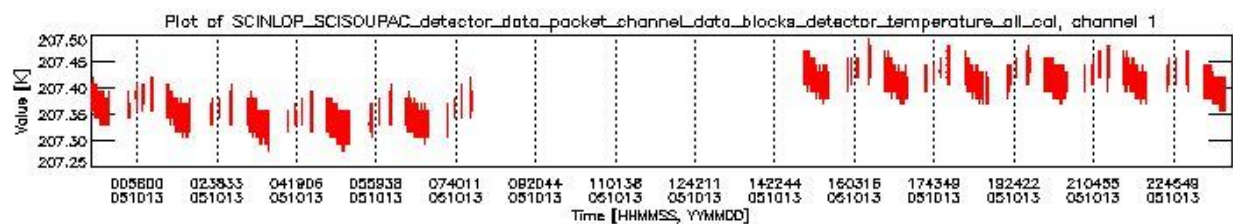
sciamachy_daily_report_level0_PFHS_5_34_N_20051013_1.PNG



sciamachy_daily_report_level0_PFHS_5_34_N_20051013_2.PNG



sciamachy_daily_report_level0_PFHS_5_34_N_20051013_3.PNG



0.3 State monitoring

No instrument tracking information available.

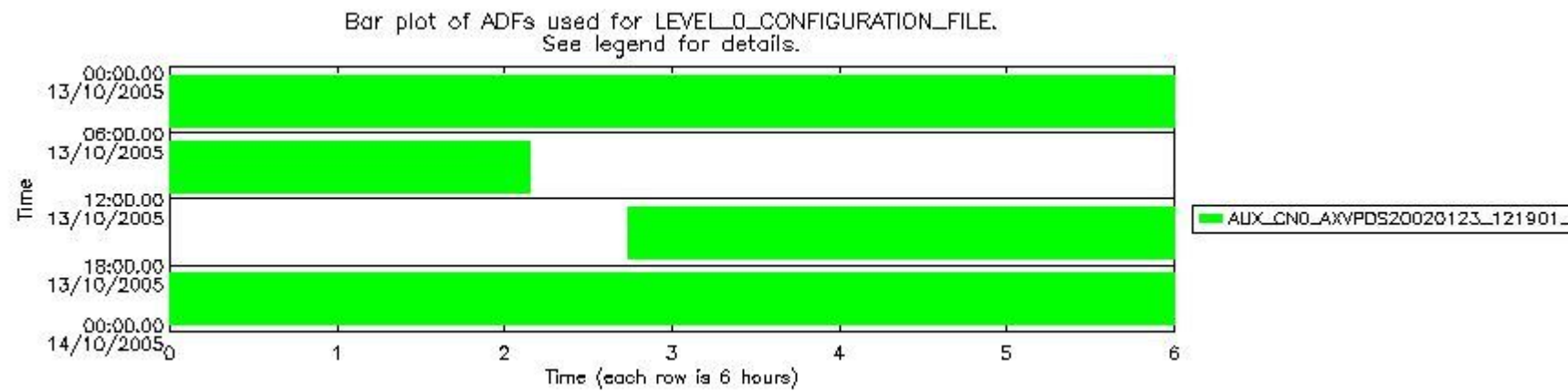
0.4 ADF monitoring

This section shows the (variation in) ADFs used for each of the products. It consists of:

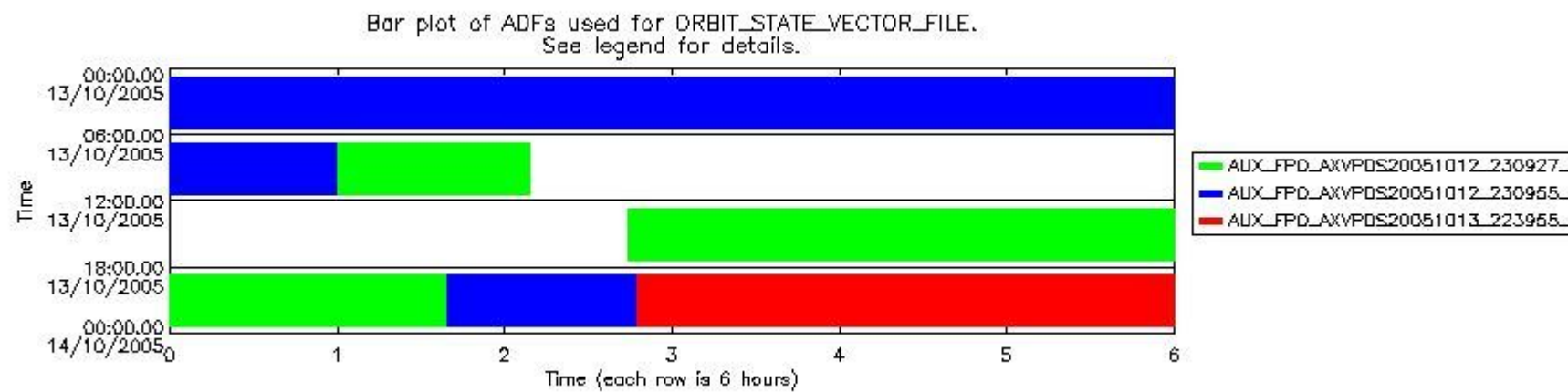
- A table showing which ADFs were used for processing (red values indicate that multiple ADFs of the same type were used)
- Various time line plots, one for each ADF, which show when which ADF was used.

If multiple ADFs of a single type were used, these are marked **red** in the table.

Number	ADF
	CNO (LEVEL_0_CONFIGURATION_FILE)
0	AUX_CNO_AXVPDS20020123_121901_20020101_000000_20200101_000000
	FPO (ORBIT_STATE_VECTOR_FILE)
1	AUX_FPO_AXVPDS20051012_230927_20051012_195606_20051022_212221
2	AUX_FPO_AXVPDS20051012_230955_20051012_195606_20051022_212221
3	AUX_FPO_AXVPDS20051013_223955_20051013_192429_20051023_205044



sciamachy_daily_report_level0_PFHS_5_34_N_20051013_5.PNG



sciamachy_daily_report_level0_PFHS_5_34_N_20051013_6.PNG

