

0. SCIAMACHY Daily Report for level 0 products

[0.1 General Info](#)

[0.2 Product Quality Indicators](#)

[0.3 State monitoring](#)

[0.4 ADF monitoring](#)

0.1 General Info

This report contains a daily analysis on parameters extracted from SCIAMACHY level 0 data (The SCI_NL__0P product).

0.1.1 Report summary

The table below shows general characteristics of the data that are included into this report.

Item	Value
Report version	vdraft_20050403
Time of report generation	15OCT2005 01:42:12
Data source version	PFHS/5.34-N
Processing scope for products	11OCT2005 00:00:00 to 12OCT2005 00:00:00
Start time of first product within scope	10OCT2005 22:39:36
Stop time of last product within scope	12OCT2005 01:17:11
Total number of level 0 products	14
Number of level 0 products with errors	14

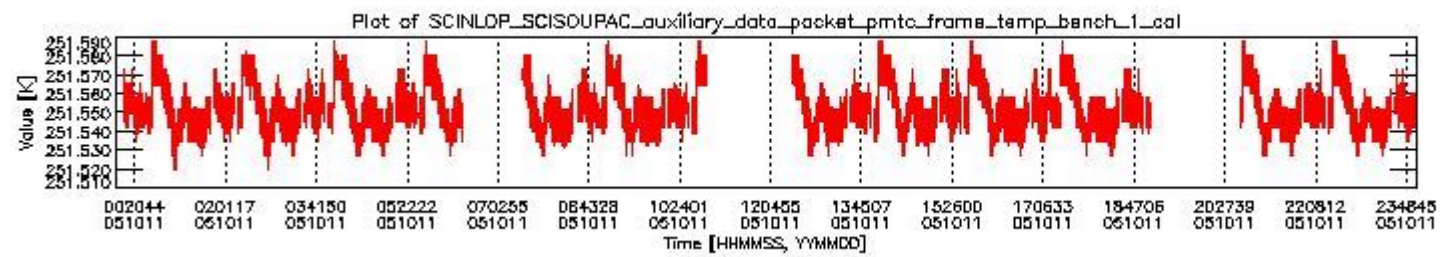
0.1.2 Summary per product

The following table shows a summary for each product used in this report.

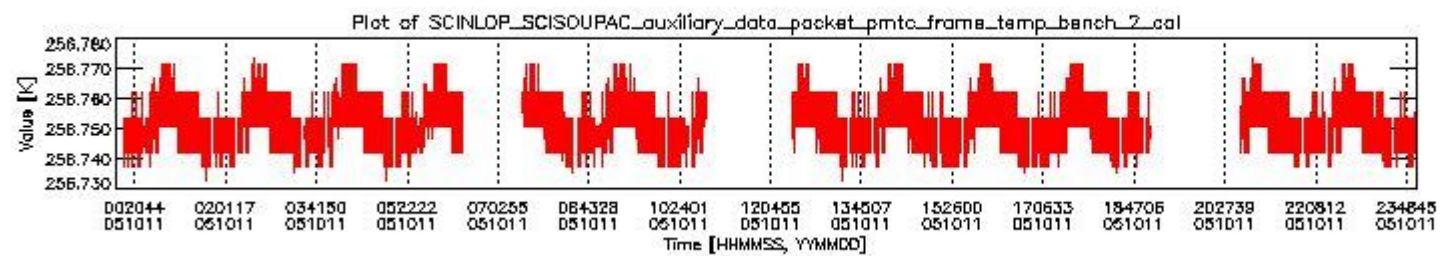
#	Product name	Start time	Stop time	Prod err	ISP err sign	ISP miss sign	ISP disc sign	rs sign
0	SCI_NL__OPNPDE20051010_223936_000053082041_00301_18892_0644.N1	11OCT2005 22:39:36	11OCT2005 00:08:04	1	0	1	0	0
1	SCI_NL__OPNPDE20051011_000804_000056742041_00302_18893_0645.N1	11OCT2005 00:08:04	11OCT2005 01:42:39	1	0	1	0	0
2	SCI_NL__OPNPDE20051011_014841_000042552041_00303_18894_0646.N1	11OCT2005 01:48:41	11OCT2005 02:59:36	1	0	1	0	0
3	SCI_NL__OPNPDE20051011_025936_000061482041_00304_18895_0647.N1	11OCT2005 02:59:36	11OCT2005 04:42:04	1	0	1	0	0
4	SCI_NL__OPNPDE20051011_044108_000060362041_00305_18896_0648.N1	11OCT2005 04:41:08	11OCT2005 06:21:45	1	0	1	0	0
5	SCI_NL__OPNPDK20051011_073006_000061732041_00307_18898_0786.N1	11OCT2005 07:30:06	11OCT2005 09:13:00	1	0	1	0	0
6	SCI_NL__OPNPDK20051011_091151_000060362041_00308_18899_0787.N1	11OCT2005 09:11:51	11OCT2005 10:52:28	1	0	1	0	0
7	SCI_NL__OPNPDK20051011_122855_000060362041_00310_18901_0789.N1	11OCT2005 12:28:55	11OCT2005 14:09:32	1	0	1	0	0
8	SCI_NL__OPNPDK20051011_140823_000059242041_00311_18902_0790.N1	11OCT2005 14:08:23	11OCT2005 15:47:08	1	0	1	0	0
9	SCI_NL__OPNPDK20051011_154516_000058982041_00312_18903_0791.N1	11OCT2005 15:45:16	11OCT2005 17:23:35	1	0	1	0	0
10	SCI_NL__OPNPDK20051011_172238_000060932041_00313_18904_0792.N1	11OCT2005 17:22:38	11OCT2005 19:04:11	1	0	1	0	0
11	SCI_NL__OPNPDE20051011_204448_000042702041_00315_18906_0655.N1	11OCT2005 20:44:48	11OCT2005 21:55:58	1	0	1	0	0
12	SCI_NL__OPNPDE20051011_215558_000060802041_00315_18906_0656.N1	11OCT2005 21:55:58	11OCT2005 23:37:18	1	0	1	0	0
13	SCI_NL__OPNPDE20051011_233634_000060362041_00316_18907_0657.N1	11OCT2005 23:36:34	12OCT2005 01:17:11	1	0	1	0	0

0.2 Product Quality Indicators

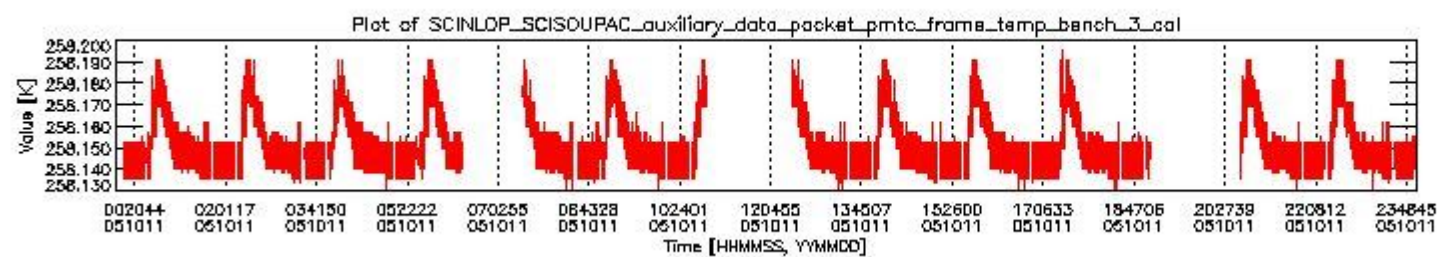
This section shows information about product quality, currently temperatures.



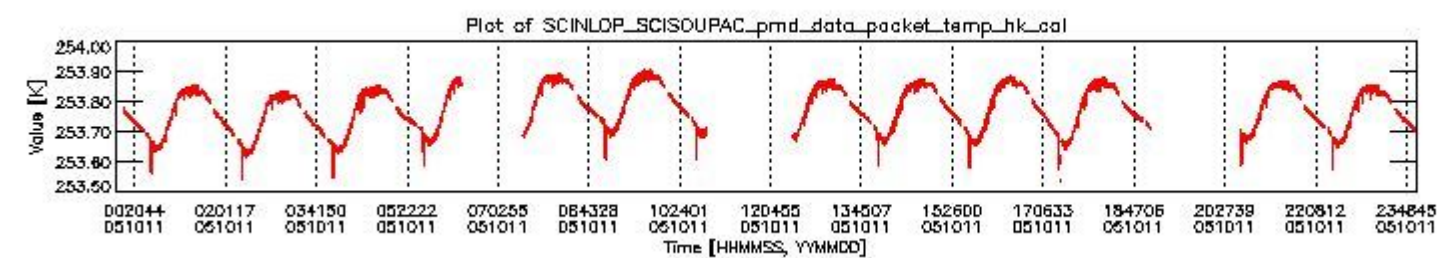
sciamachy_daily_report_level0_PFHS_5_34_N_20051011_0.PNG



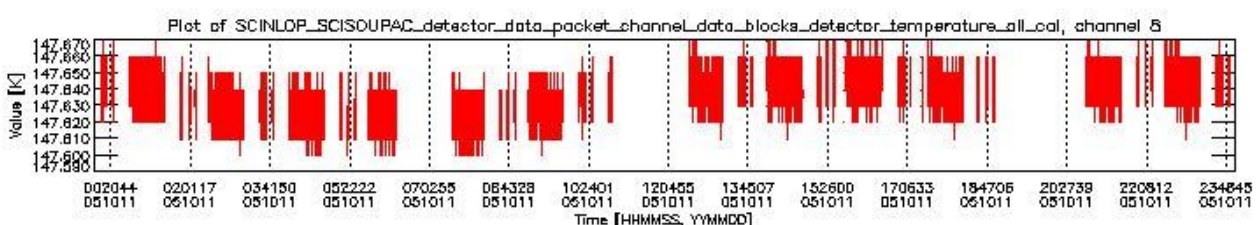
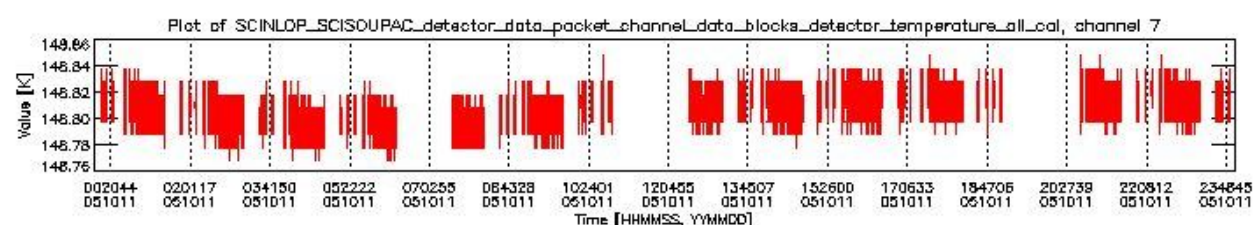
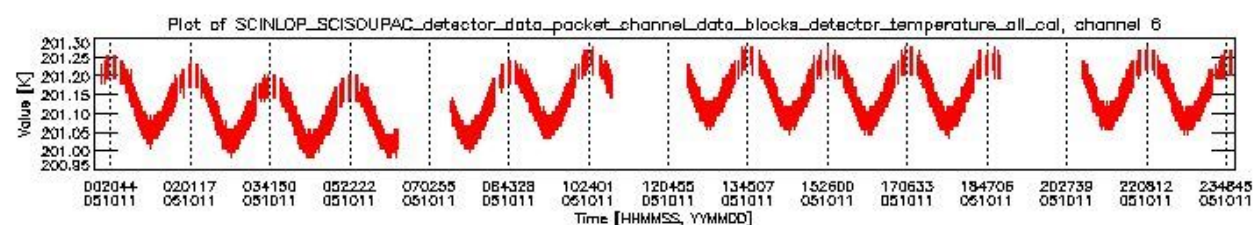
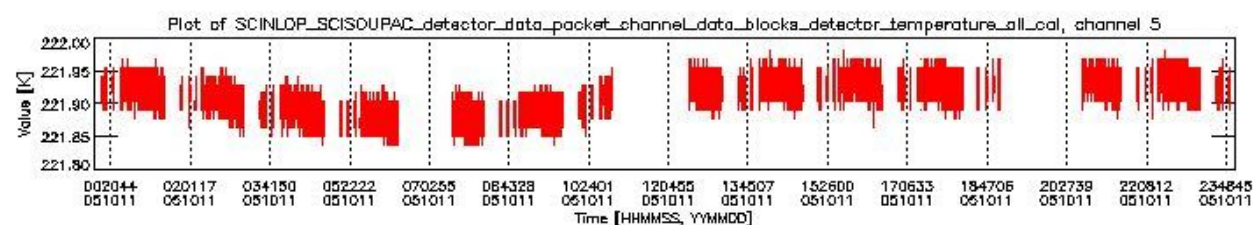
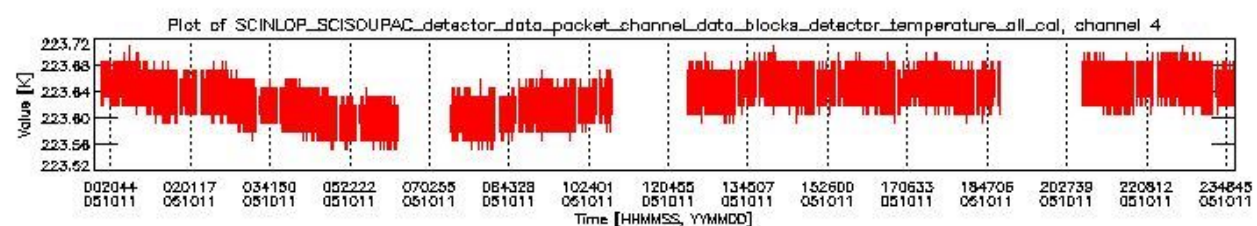
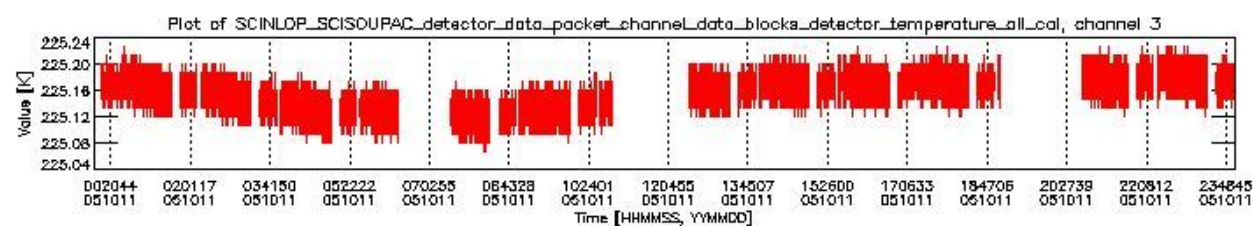
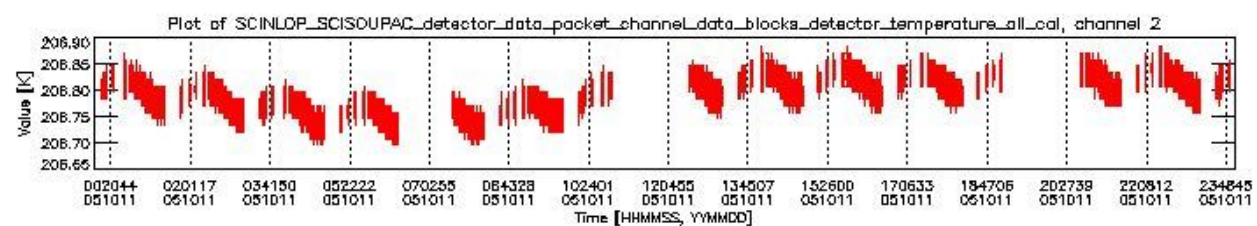
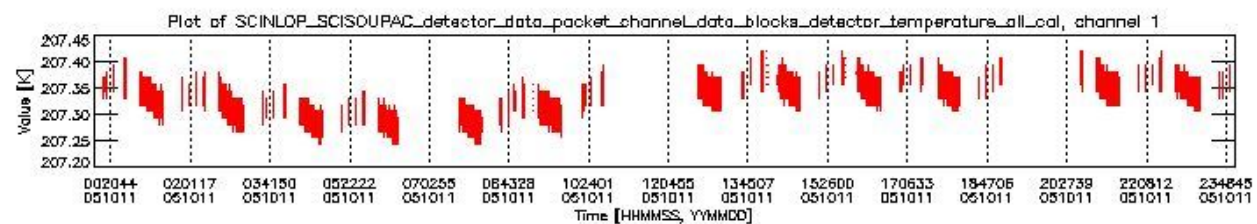
sciamachy_daily_report_level0_PFHS_5_34_N_20051011_1.PNG



sciamachy_daily_report_level0_PFHS_5_34_N_20051011_2.PNG



sciamachy_daily_report_level0_PFHS_5_34_N_20051011_3.PNG



0.3 State monitoring

No instrument tracking information available.

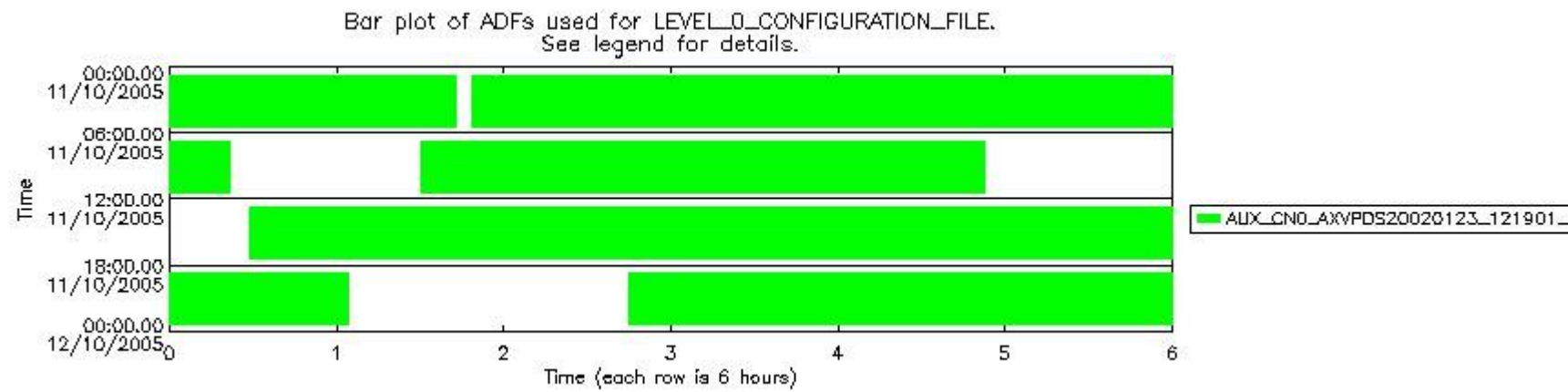
0.4 ADF monitoring

This section shows the (variation in) ADFs used for each of the products. It consists of:

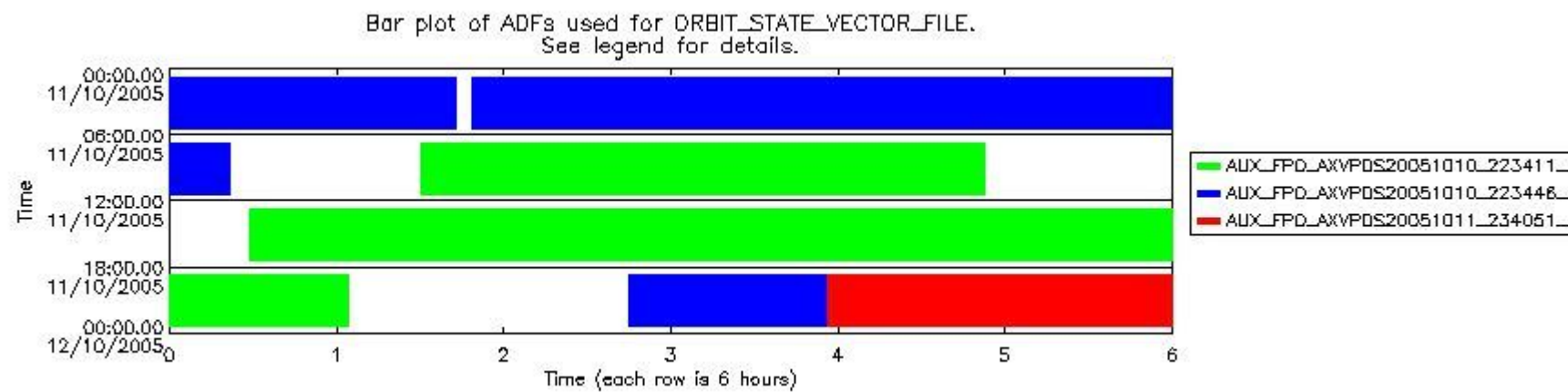
- A table showing which ADFs were used for processing (red values indicate that multiple ADFs of the same type were used)
- Various time line plots, one for each ADF, which show when which ADF was used.

If multiple ADFs of a single type were used, these are marked **red** in the table.

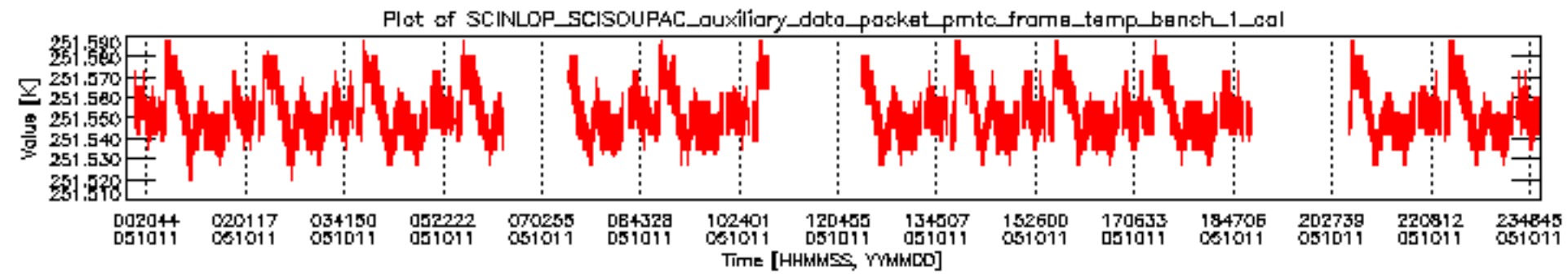
Number	ADF
	CNO (LEVEL_0_CONFIGURATION_FILE)
0	AUX_CNO_AXVPDS20020123_121901_20020101_000000_20200101_000000
	FPO (ORBIT_STATE_VECTOR_FILE)
1	AUX_FPO_AXVPDS20051010_223411_20051010_191844_20051020_204459
2	AUX_FPO_AXVPDS20051010_223446_20051010_191844_20051020_204459
3	AUX_FPO_AXVPDS20051011_234051_20051011_184707_20051021_201322

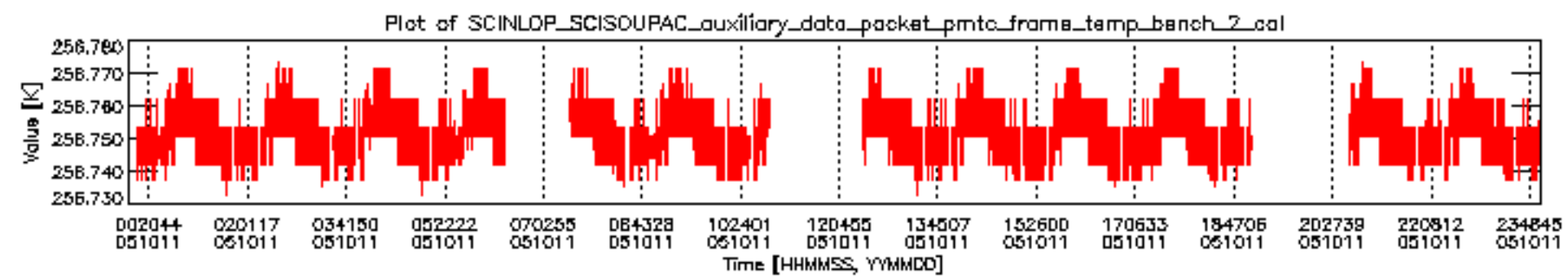


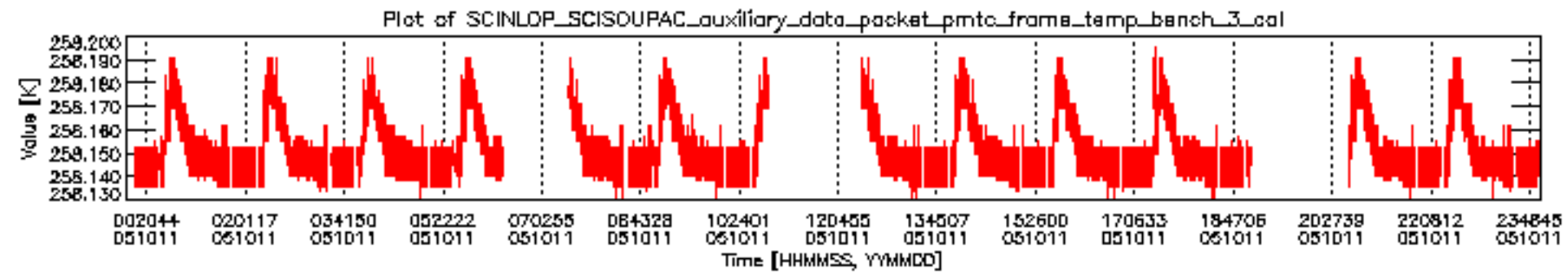
sciamachy_daily_report_level0_PFHS_5_34_N_20051011_5.PNG

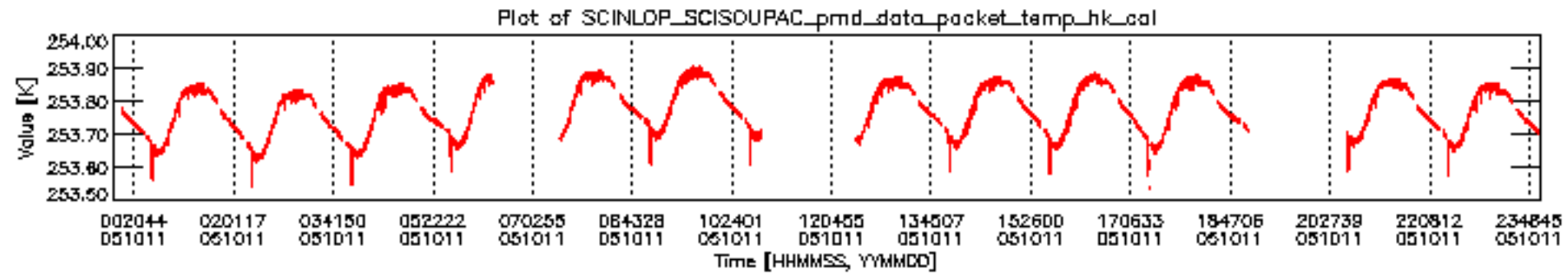


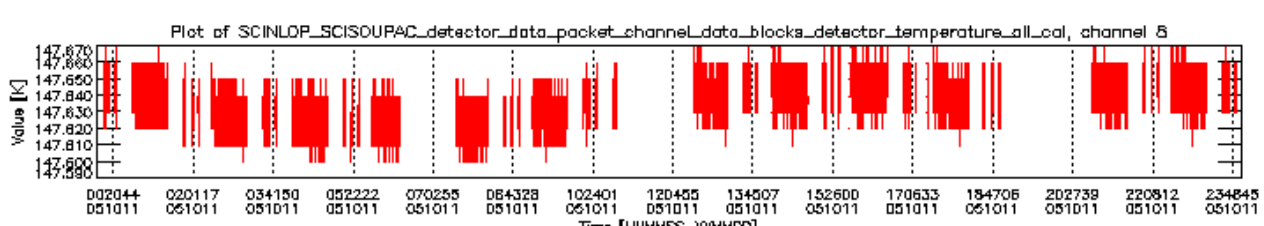
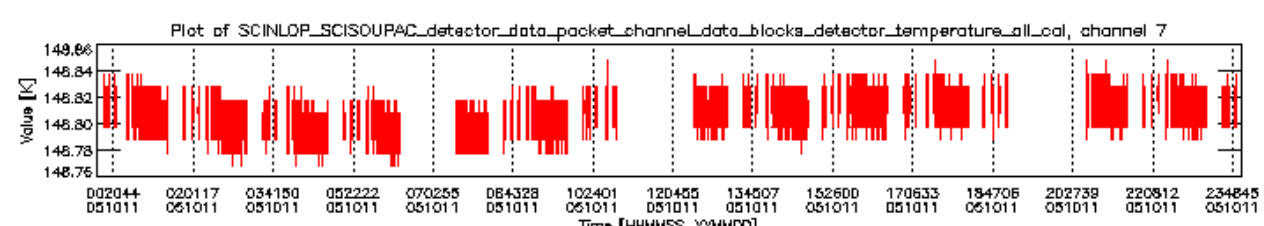
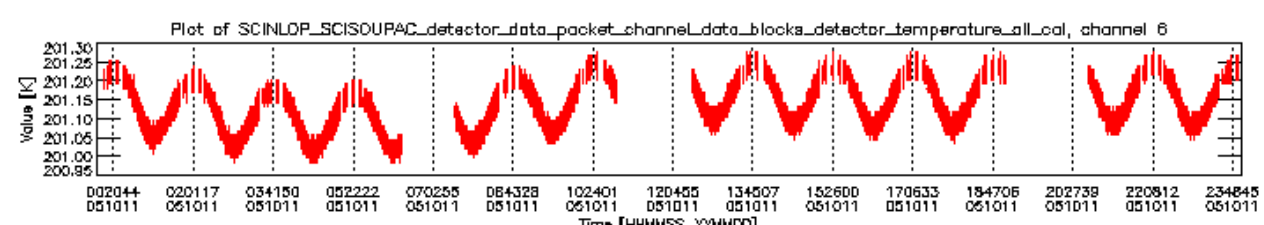
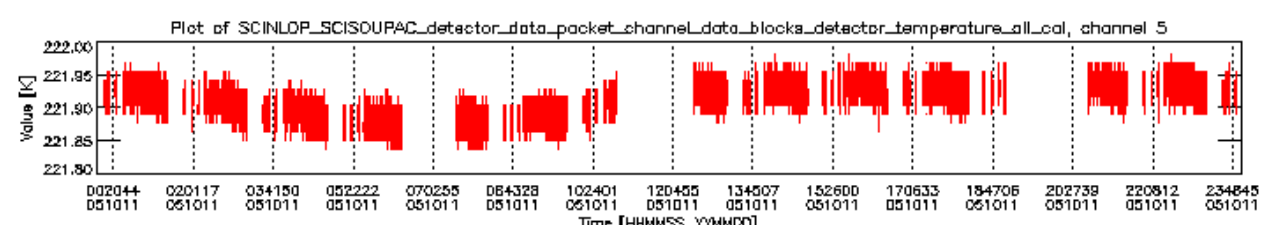
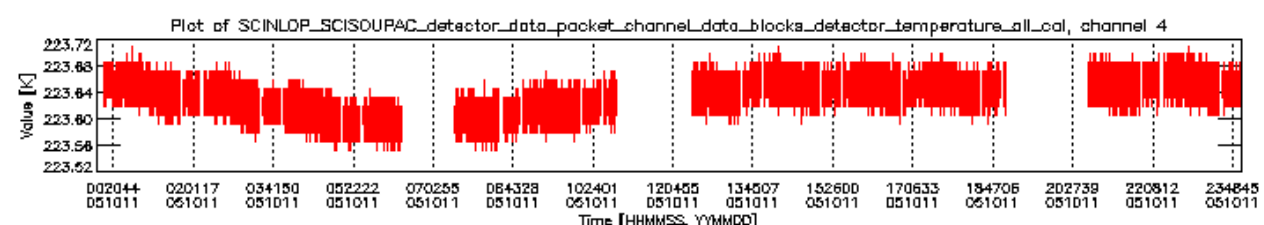
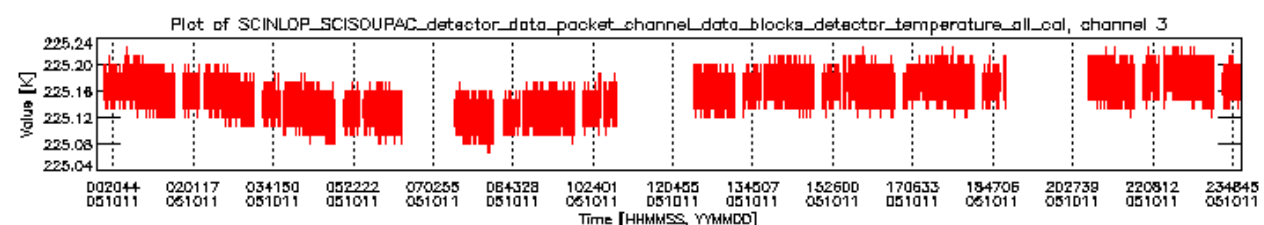
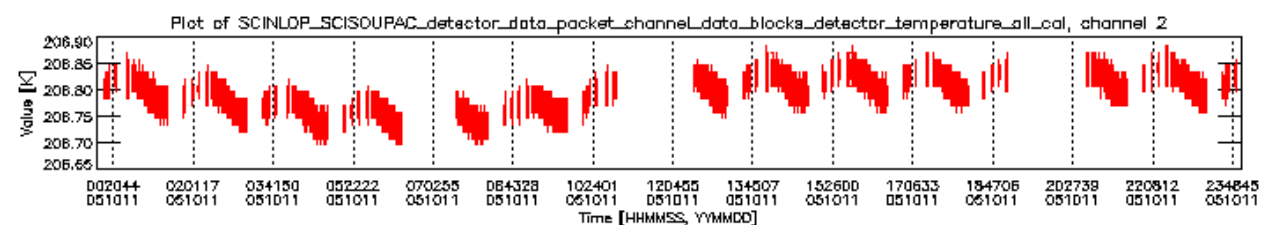
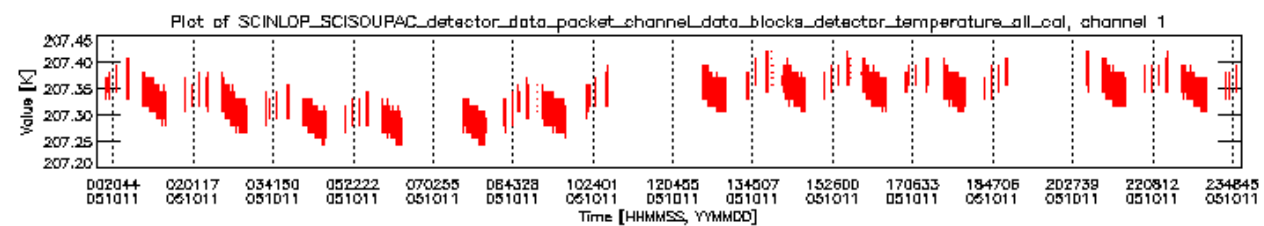
sciamachy_daily_report_level0_PFHS_5_34_N_20051011_6.PNG

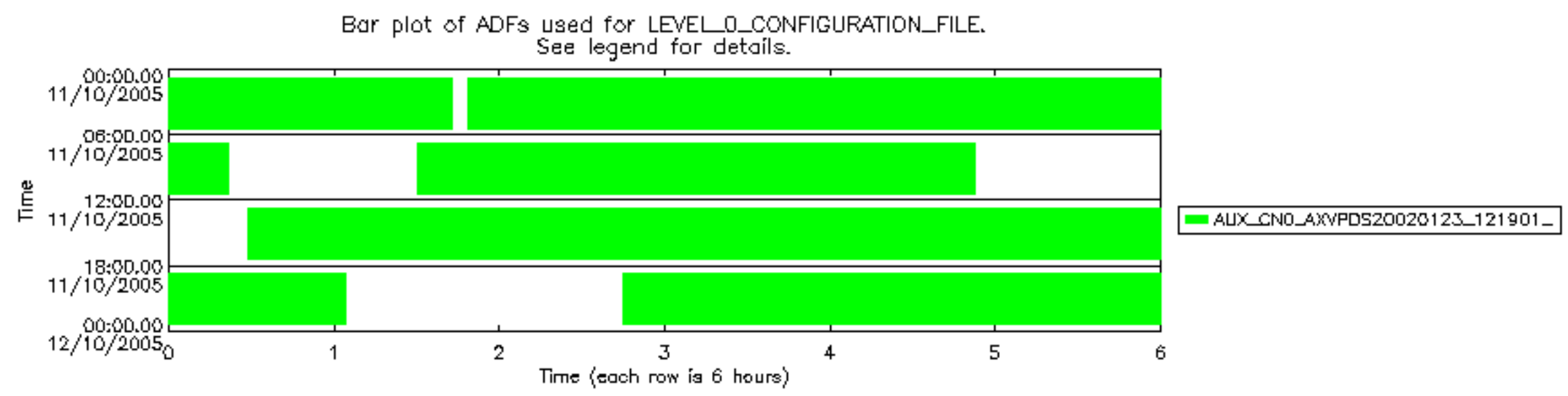












Bar plot of ADFs used for ORBIT_STATE_VECTOR_FILE.
See legend for details.

