

## 0. SCIAMACHY Daily Report for level 0 products

### [0.1 General Info](#)

### [0.2 Product Quality Indicators](#)

### [0.3 State monitoring](#)

### [0.4 ADF monitoring](#)

## 0.1 General Info

This report contains a daily analysis on parameters extracted from SCIAMACHY level 0 data (The SCI\_NL\_\_0P product).

### 0.1.1 Report summary

The table below shows general characteristics of the data that are included into this report.

Item	Value
Report version	vdraft_20050403
Time of report generation	14OCT2005 01:51:13
Data source version	PFHS/5.34-N
Processing scope for products	10OCT2005 00:00:00 to 11OCT2005 00:00:00
Start time of first product within scope	09OCT2005 22:59:42
Stop time of last product within scope	11OCT2005 00:08:04
Total number of level 0 products	16
Number of level 0 products with errors	16


### 0.1.2 Summary per product

The following table shows a summary for each product used in this report.


#	Product name	Start time	Stop time	Prod err	ISP err sign	ISP miss sign	ISP disc sign	rs sign
0	SCI_NL__OPNPDE20051009_225942_000056432041_00287_18878_0632.N1	09OCT2005 22:59:42	10OCT2005 00:33:45	1	0	1	0	0
1	SCI_NL__OPNPDE20051010_003934_000056742041_00288_18879_0633.N1	10OCT2005 00:39:34	10OCT2005 02:14:09	1	0	1	0	0
2	SCI_NL__OPNPDE20051010_022011_000042552041_00289_18880_0634.N1	10OCT2005 02:20:11	10OCT2005 03:31:06	1	0	1	0	0
3	SCI_NL__OPNPDE20051010_032957_000062162041_00290_18881_0635.N1	10OCT2005 03:29:57	10OCT2005 05:13:34	1	0	1	0	0
4	SCI_NL__OPNPDE20051010_051334_000060492041_00291_18882_0636.N1	10OCT2005 05:13:34	10OCT2005 06:54:23	1	0	1	0	0
5	SCI_NL__OPNPDK20051010_065315_000041012041_00292_18883_0777.N1	10OCT2005 06:53:15	10OCT2005 08:01:36	1	0	1	0	0
6	SCI_NL__OPNPDK20051010_080040_000062852041_00293_18884_0778.N1	10OCT2005 08:00:40	10OCT2005 09:45:25	1	0	1	0	0
7	SCI_NL__OPNPDK20051010_094430_000058992041_00294_18885_0779.N1	10OCT2005 09:44:30	10OCT2005 11:22:49	1	0	1	0	0
8	SCI_NL__OPNPDK20051010_112153_000059802041_00295_18886_0780.N1	10OCT2005 11:21:53	10OCT2005 13:01:34	1	0	1	0	0
9	SCI_NL__OPNPDK20051010_130025_000060362041_00296_18887_0781.N1	10OCT2005 13:00:25	10OCT2005 14:41:01	1	0	1	0	0
10	SCI_NL__OPNPDK20051010_143857_000058682041_00297_18888_0782.N1	10OCT2005 14:38:57	10OCT2005 16:16:46	1	0	1	0	0
11	SCI_NL__OPNPDK20051010_161428_000060362041_00298_18889_0783.N1	10OCT2005 16:14:28	10OCT2005 17:55:05	1	0	1	0	0
12	SCI_NL__OPNPDK20051010_175216_000062052041_00299_18890_0784.N1	10OCT2005 17:52:16	10OCT2005 19:35:41	1	0	1	0	0
13	SCI_NL__OPNPDE20051010_193444_000039982041_00300_18891_0642.N1	10OCT2005 19:34:44	10OCT2005 20:41:23	1	0	1	0	0
14	SCI_NL__OPNPDE20051010_204652_000060802041_00300_18891_0643.N1	10OCT2005 20:46:52	10OCT2005 22:28:12	1	0	1	0	0
15	SCI_NL__OPNPDE20051010_223936_000053082041_00301_18892_0644.N1	10OCT2005 22:39:36	11OCT2005 00:08:04	1	0	1	0	0

## 0.2 Product Quality Indicators

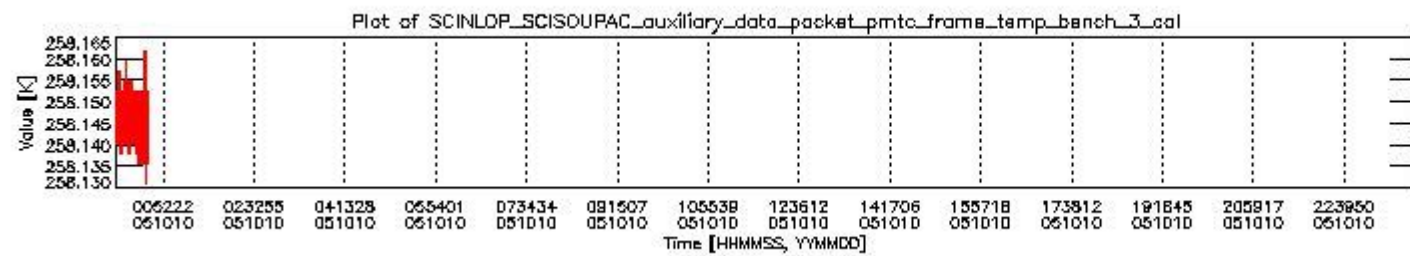
This section shows information about product quality, currently temperatures.



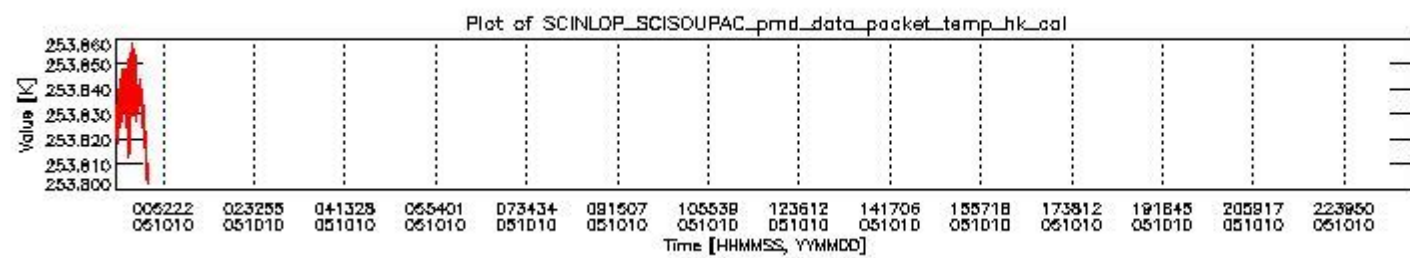
sciamachy\_daily\_report\_level0\_PFHS\_5\_34\_N\_20051010\_0.PNG



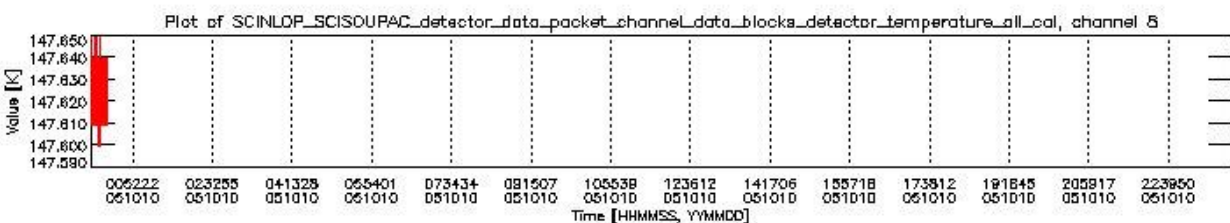
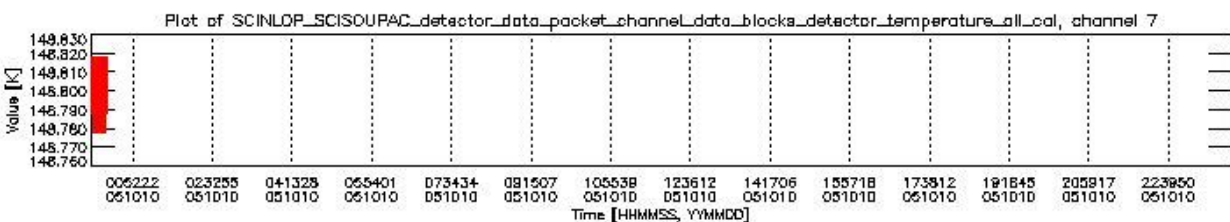
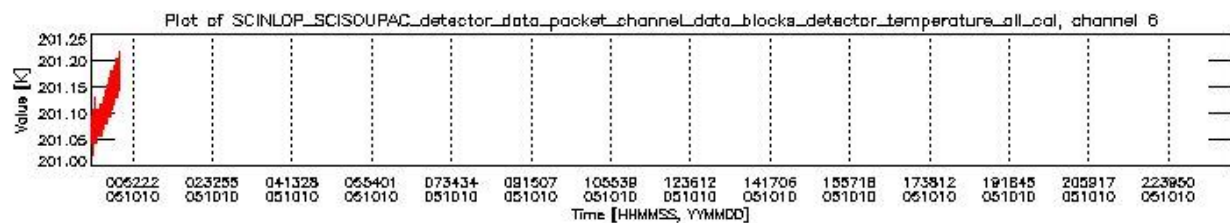
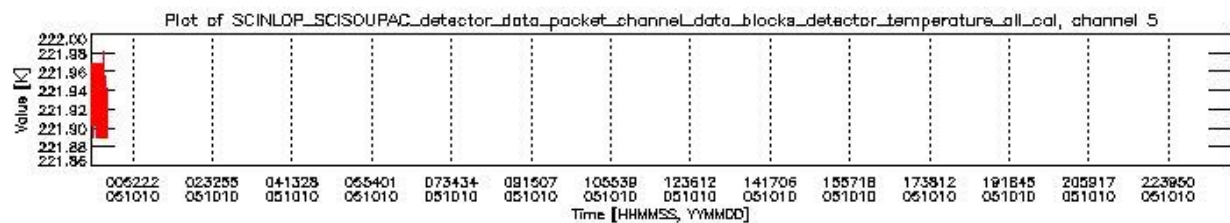
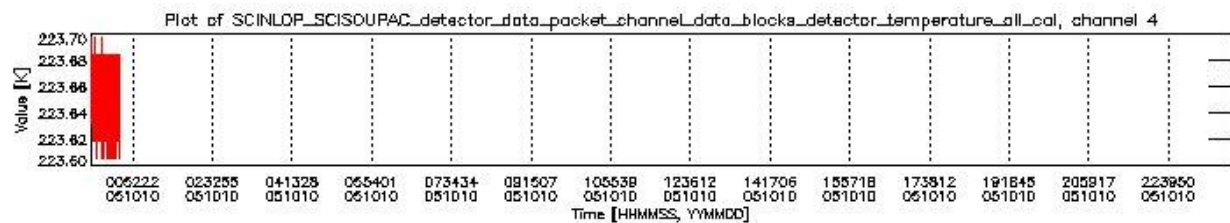
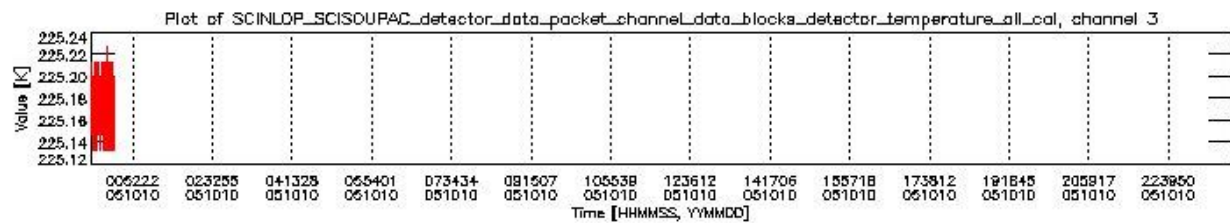
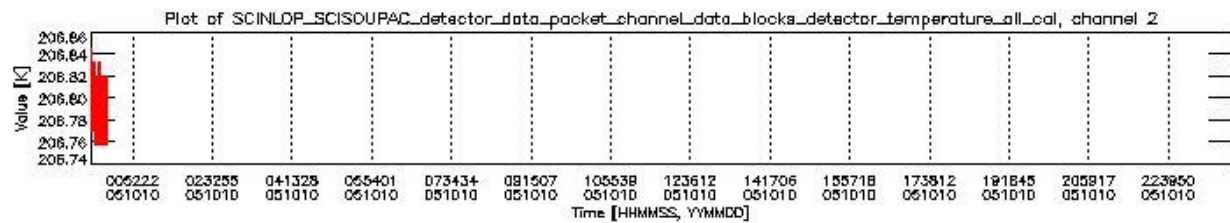
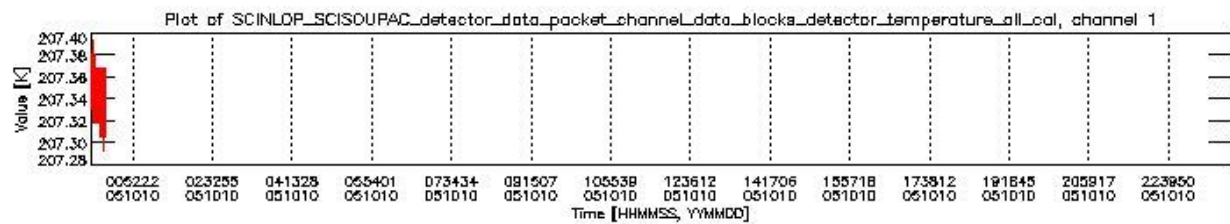
sciamachy\_daily\_report\_level0\_PFHS\_5\_34\_N\_20051010\_1.PNG



sciamachy\_daily\_report\_level0\_PFHS\_5\_34\_N\_20051010\_2.PNG



sciamachy\_daily\_report\_level0\_PFHS\_5\_34\_N\_20051010\_3.PNG



### 0.3 State monitoring

No instrument tracking information available.

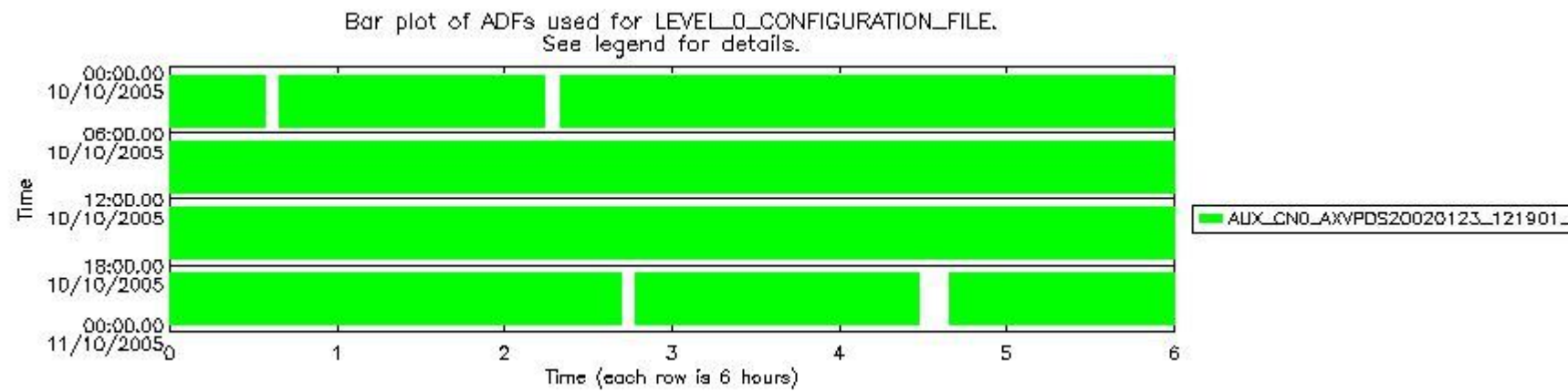
### 0.4 ADF monitoring

This section shows the (variation in) ADFs used for each of the products. It consists of:

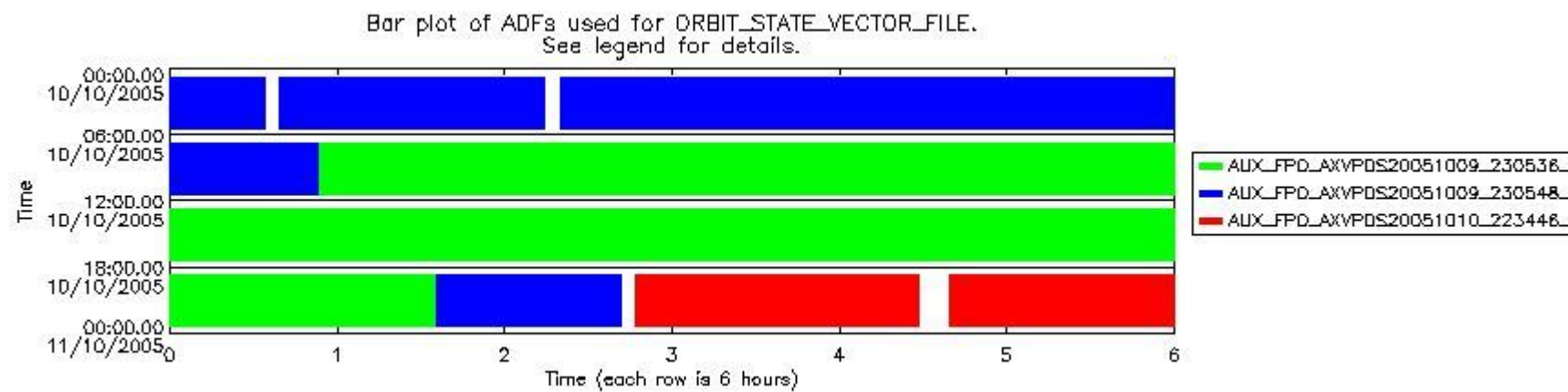
- A table showing which ADFs were used for processing (red values indicate that multiple ADFs of the same type were used)
- Various time line plots, one for each ADF, which show when which ADF was used.

If multiple ADFs of a single type were used, these are marked **red** in the table.


Number	ADF
	<b>CNO (LEVEL_0_CONFIGURATION_FILE)</b>
0	AUX_CNO_AXVPDS20020123_121901_20020101_000000_20200101_000000
	<b>FPO (ORBIT_STATE_VECTOR_FILE)</b>
1	AUX_FPO_AXVPDS20051009_230536_20051009_195021_20051019_211636
2	AUX_FPO_AXVPDS20051009_230548_20051009_195021_20051019_211636
3	AUX_FPO_AXVPDS20051010_223446_20051010_191844_20051020_204459

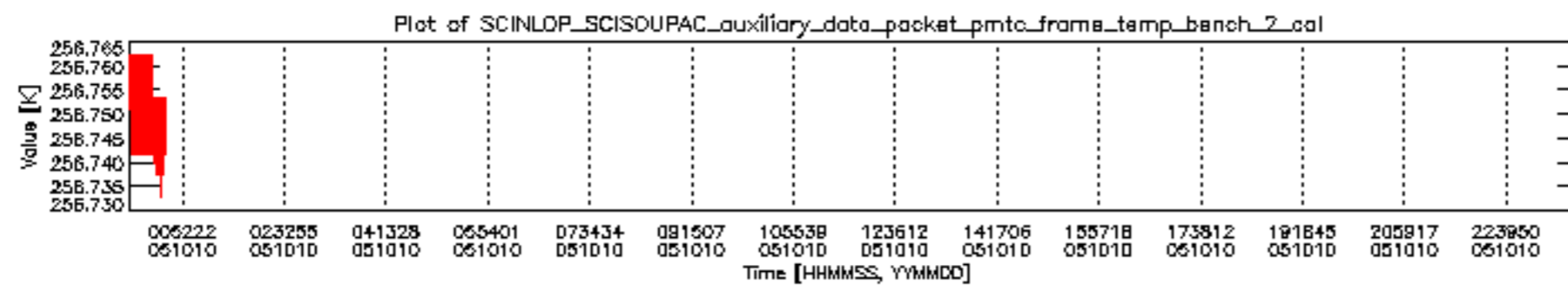



sciamachy\_daily\_report\_level0\_PFHS\_5\_34\_N\_20051010\_5.PNG




sciamachy\_daily\_report\_level0\_PFHS\_5\_34\_N\_20051010\_6.PNG



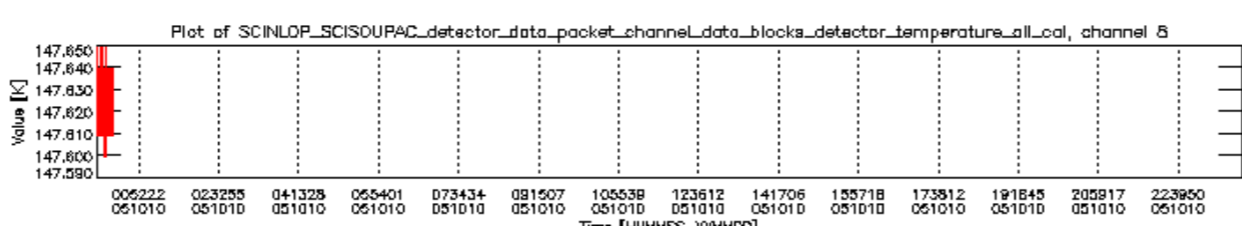
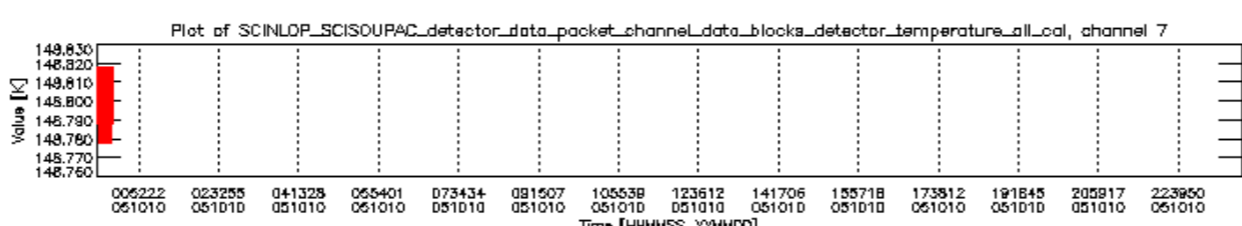
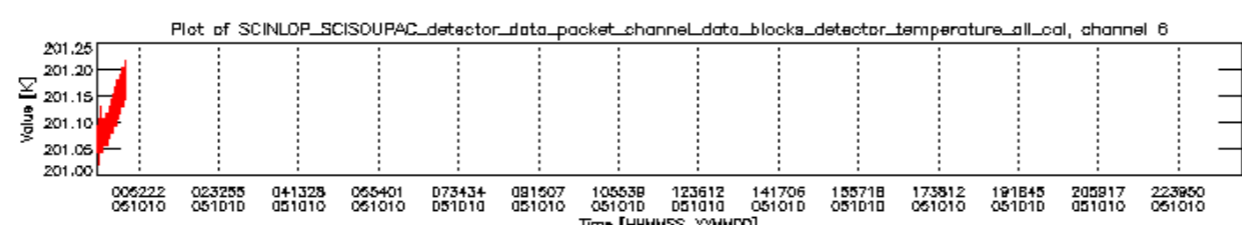

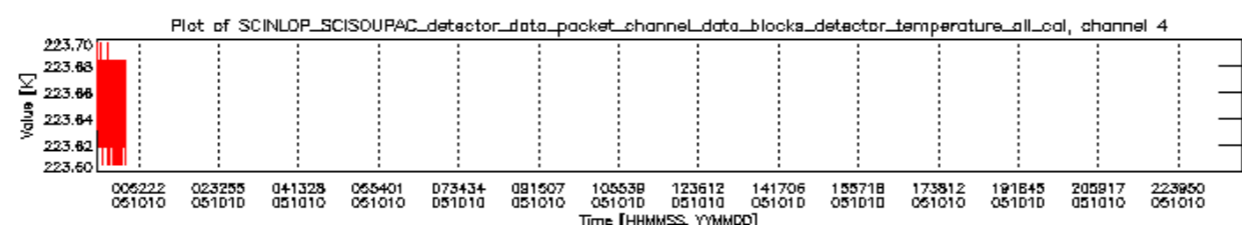
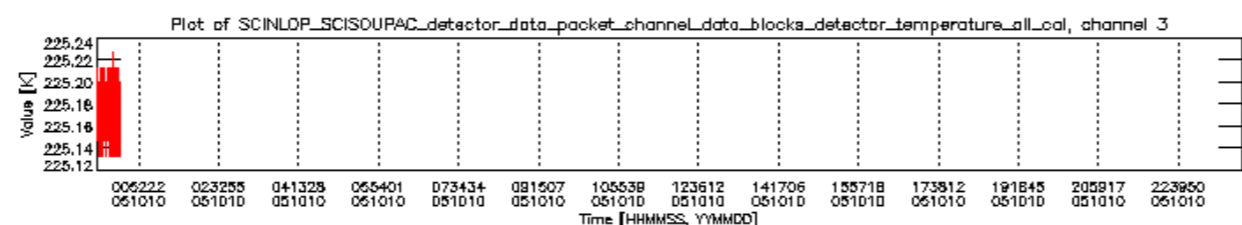
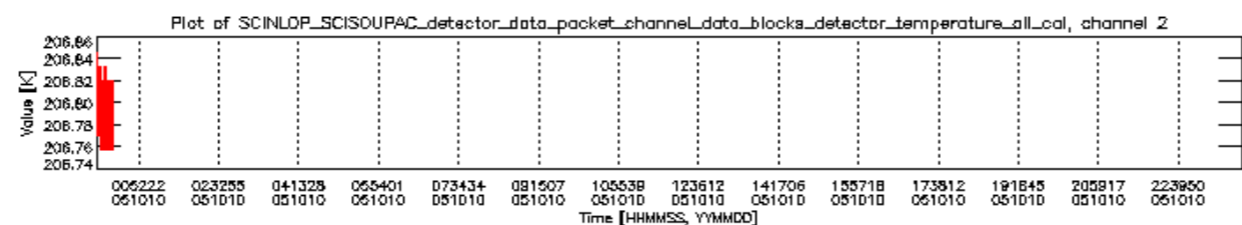



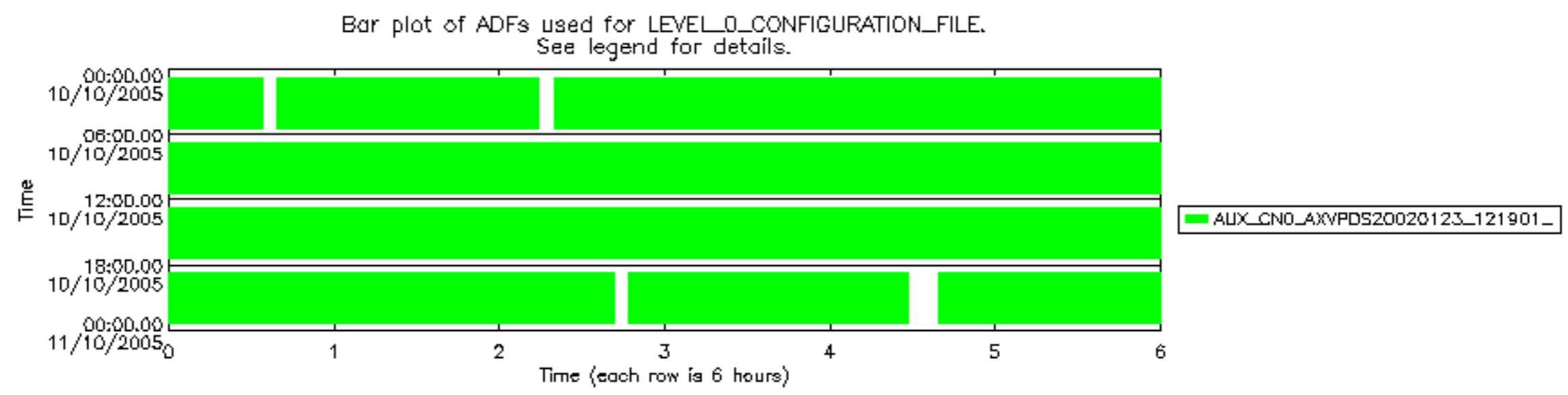












Bar plot of ADFs used for ORBIT\_STATE\_VECTOR\_FILE.  
See legend for details.

