

0. SCIAMACHY Daily Report for level 0 products

[0.1 General Info](#)

[0.2 Product Quality Indicators](#)

[0.3 ADF monitoring](#)

0.1 General Info

This report contains a daily analysis on parameters extracted from SCIAMACHY level 0 data (The SCI_NL__0P product).

0.1.1 Report summary

The table below shows general characteristics of the data that are included into this report.

Item	Value
Report version	vdraft_20050403
Time of report generation	13OCT2005 05:12:26
Data source version	PFHS/5.34-N
Processing scope for products	09OCT2005 00:00:00 to 10OCT2005 00:00:00
Start time of first product within scope	09OCT2005 01:11:04
Stop time of last product within scope	10OCT2005 00:33:45
Total number of level 0 products	14
Number of level 0 products with errors	14

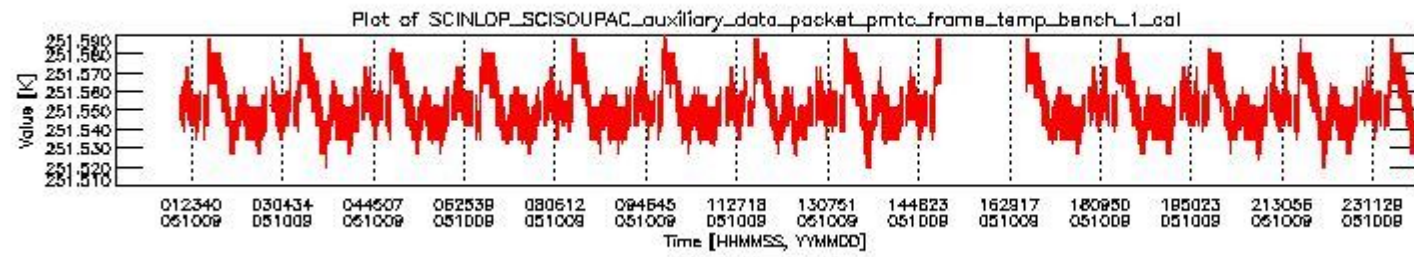
0.1.2 Summary per product

The following table shows a summary for each product used in this report.

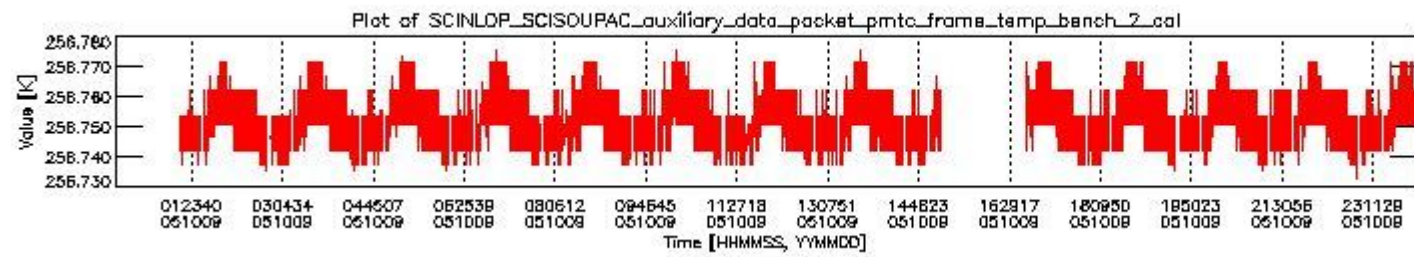
#	Product name	Start time	Stop time	Prod err	ISP err sign	ISP miss sign	ISP disc sign	rs sign
0	SCI_NL__0PNPDE20051009_011104_000042422041_00274_18865_0624.N1	09OCT2005 01:11:04	09OCT2005 02:21:46	1	0	1	0	0
1	SCI_NL__0PNPDE20051009_022146_000061732041_00275_18866_0625.N1	09OCT2005 02:21:46	09OCT2005 04:04:40	1	0	1	0	0
2	SCI_NL__0PNPDE20051009_040331_000060922041_00276_18867_0626.N1	09OCT2005 04:03:31	09OCT2005 05:45:04	1	0	1	0	0
3	SCI_NL__0PNPDE20051009_054408_000062852041_00277_18868_0627.N1	09OCT2005 05:44:08	09OCT2005 07:28:53	1	0	1	0	0
4	SCI_NL__0PNPDK20051009_072853_000038522041_00278_18869_0769.N1	09OCT2005 07:28:53	09OCT2005 08:33:06	1	0	1	0	0
5	SCI_NL__0PNPDK20051009_083210_000062292041_00279_18870_0770.N1	09OCT2005 08:32:10	09OCT2005 10:15:59	1	0	1	0	0
6	SCI_NL__0PNPDK20051009_101559_000058432041_00280_18871_0771.N1	09OCT2005 10:15:59	09OCT2005 11:53:23	1	0	1	0	0
7	SCI_NL__0PNPDK20051009_115214_000059802041_00281_18872_0772.N1	09OCT2005 11:52:14	09OCT2005 13:31:55	1	0	1	0	0
8	SCI_NL__0PNPDK20051009_133059_000060232041_00282_18873_0773.N1	09OCT2005 13:30:59	09OCT2005 15:11:23	1	0	1	0	0
9	SCI_NL__0PNPDK20051009_164558_000061162041_00284_18875_0775.N1	09OCT2005 16:45:58	09OCT2005 18:27:54	1	0	1	0	0
10	SCI_NL__0PNPDK20051009_182634_000060362041_00285_18876_0776.N1	09OCT2005 18:26:34	09OCT2005 20:07:11	1	0	1	0	0
11	SCI_NL__0PNPDE20051009_200614_000043712041_00286_18877_0630.N1	09OCT2005 20:06:14	09OCT2005 21:19:05	1	0	1	0	0
12	SCI_NL__0PNPDE20051009_211821_000061572041_00286_18877_0631.N1	09OCT2005 21:18:21	09OCT2005 23:00:59	1	0	1	0	0
13	SCI_NL__0PNPDE20051009_225942_000056432041_00287_18878_0632.N1	09OCT2005 22:59:42	10OCT2005 00:33:45	1	0	1	0	0

0.2 Product Quality Indicators

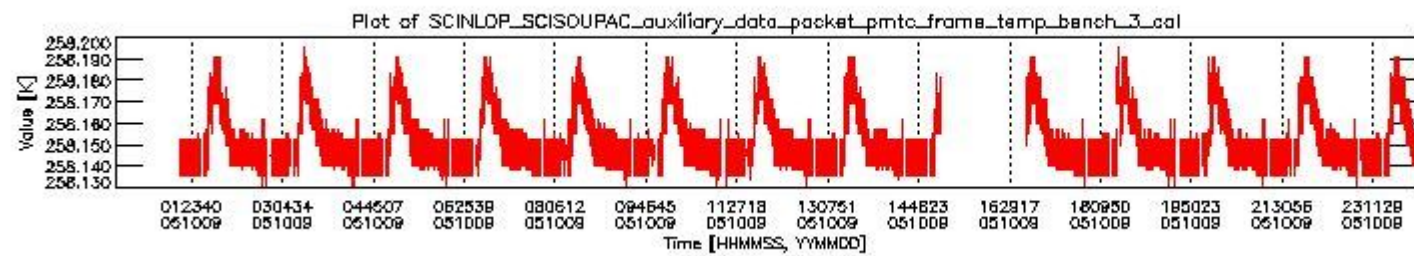
This section shows information about product quality, currently temperatures.



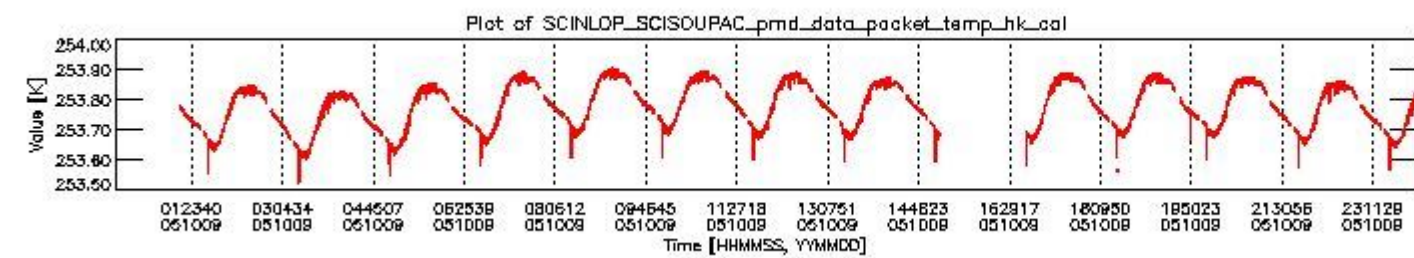
sciamachy_daily_report_level0_PPHS_5_34_N_20051009_0.PNG



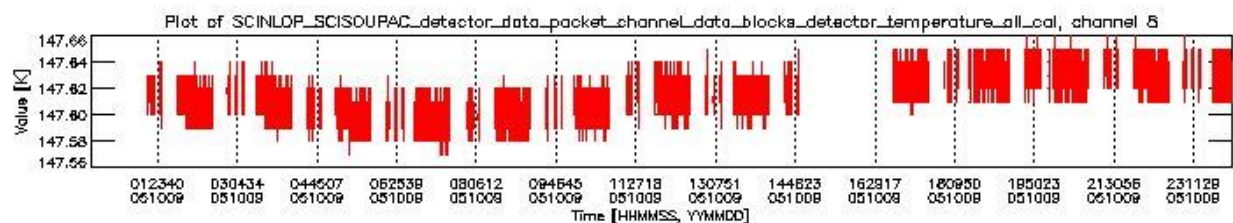
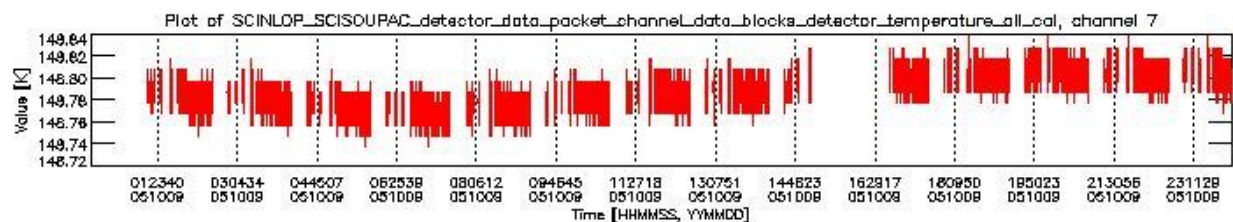
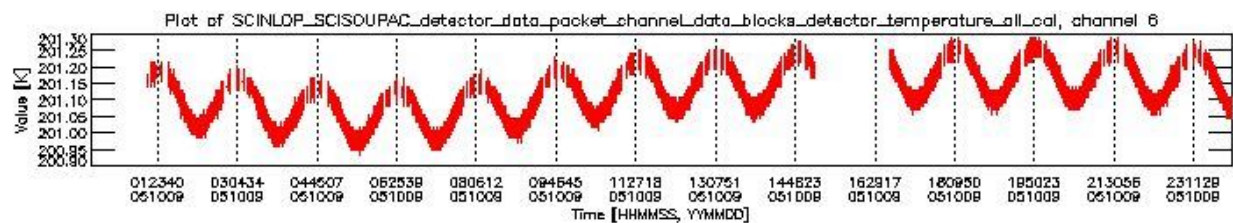
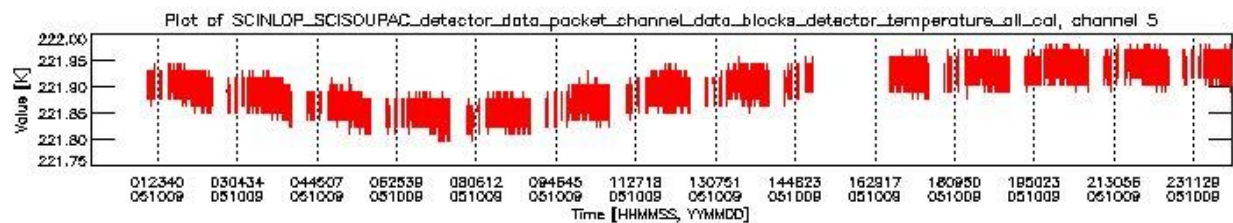
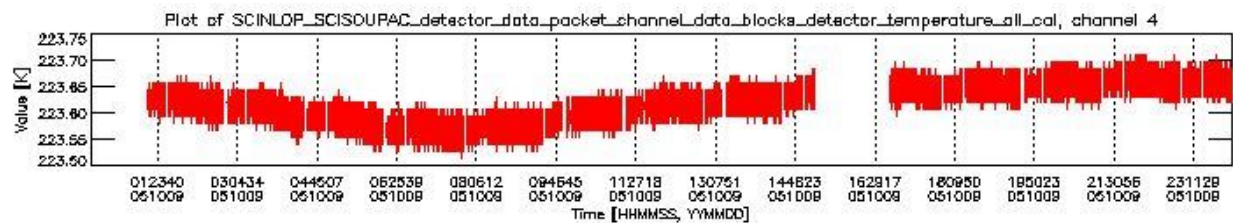
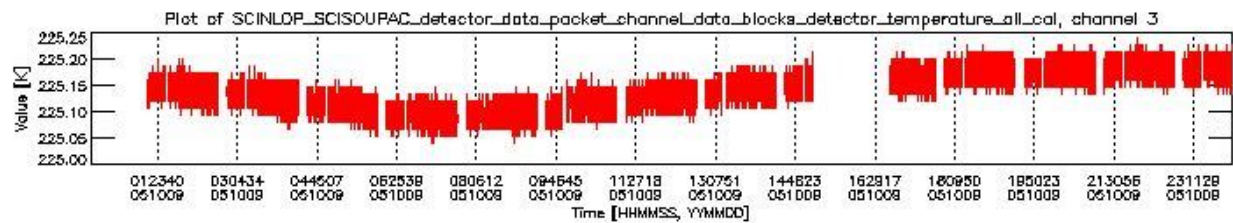
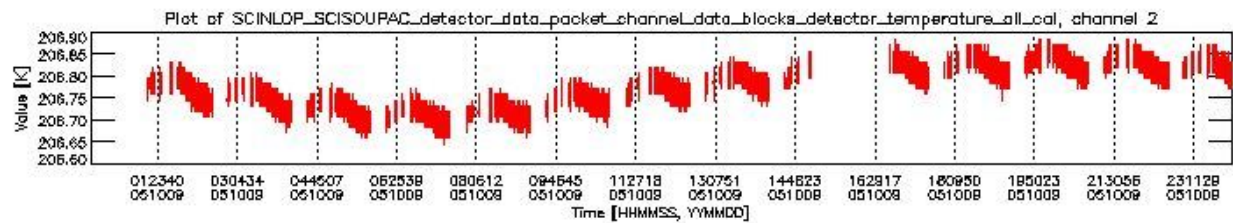
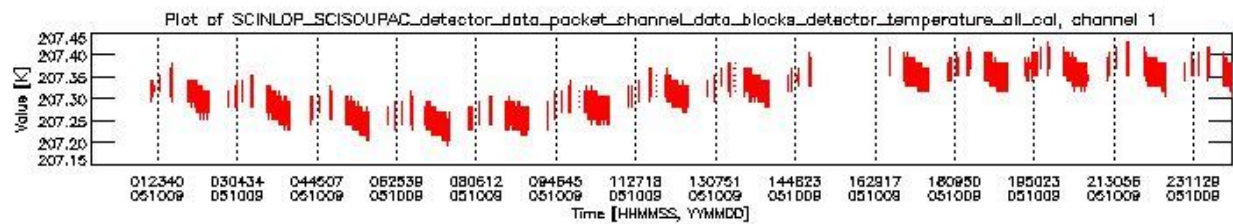
sciamachy_daily_report_level0_PPHS_5_34_N_20051009_1.PNG



sciamachy_daily_report_level0_PPHS_5_34_N_20051009_2.PNG



sciamachy_daily_report_level0_PPHS_5_34_N_20051009_3.PNG



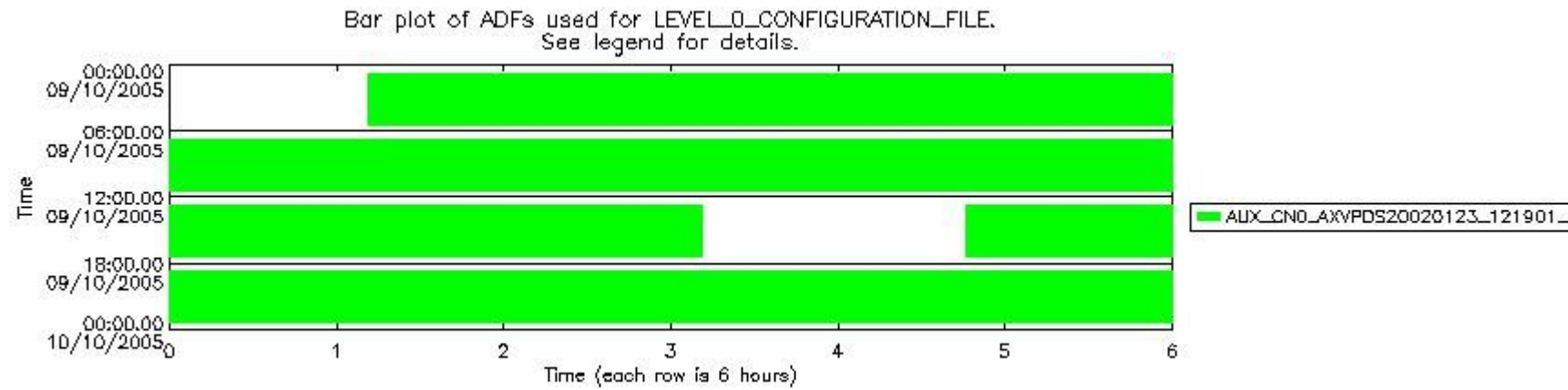
0.3 ADF monitoring

This section shows the (variation in) ADFs used for each of the products. It consists of:

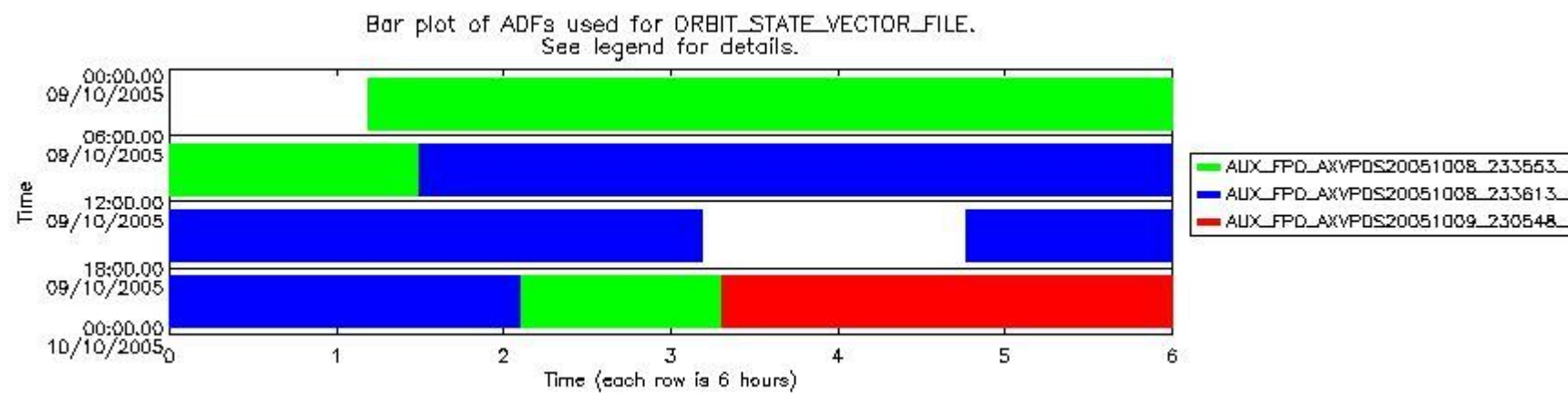
- A table showing which ADFs were used for processing (red values indicate that multiple ADFs of the same type were used)
- Various time line plots, one for each ADF, which show when which ADF was used.

If multiple ADFs of a single type were used, these are marked **red** in the table.

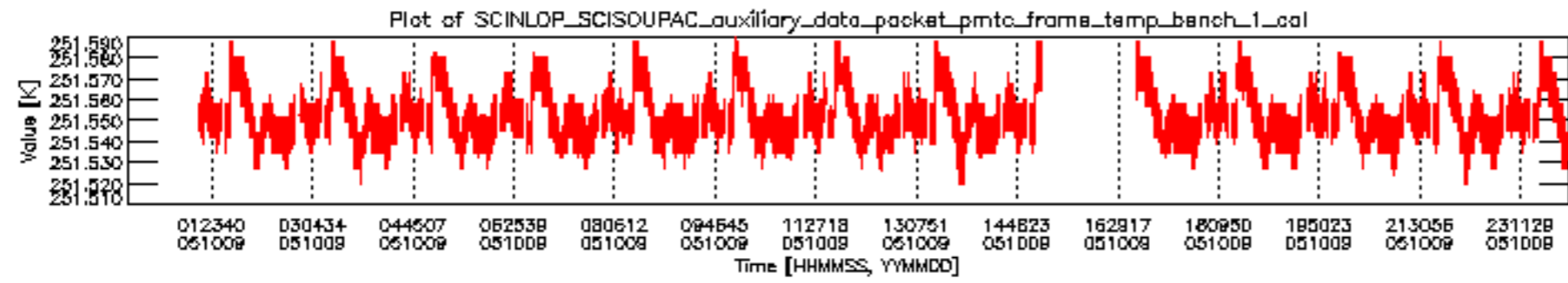
Number	ADF
	CNO (LEVEL_0_CONFIGURATION_FILE)
0	AUX_CNO_AXVPDS20020123_121901_20020101_000000_20200101_000000
	FPO (ORBIT_STATE_VECTOR_FILE)
1	AUX_FPO_AXVPDS20051008_233553_20051008_184122_20051018_200737
2	AUX_FPO_AXVPDS20051008_233613_20051008_184122_20051018_200737
3	AUX_FPO_AXVPDS20051009_230548_20051009_195021_20051019_211636

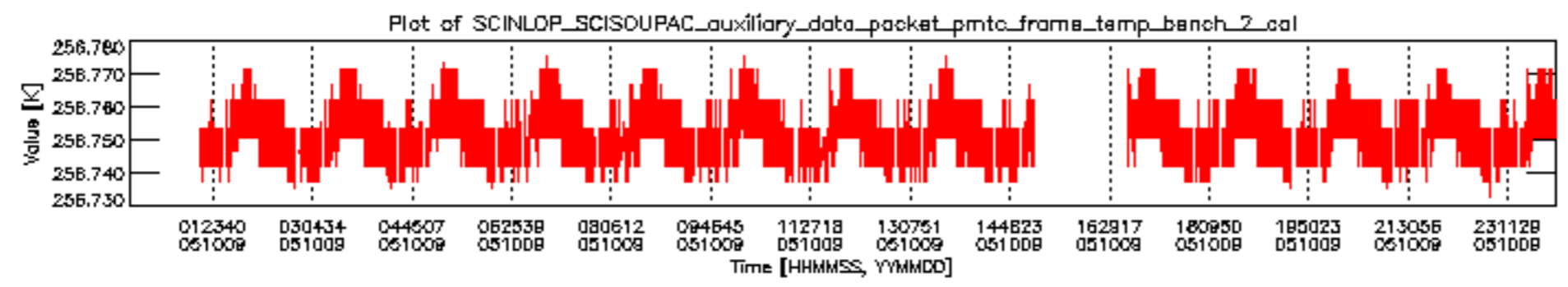


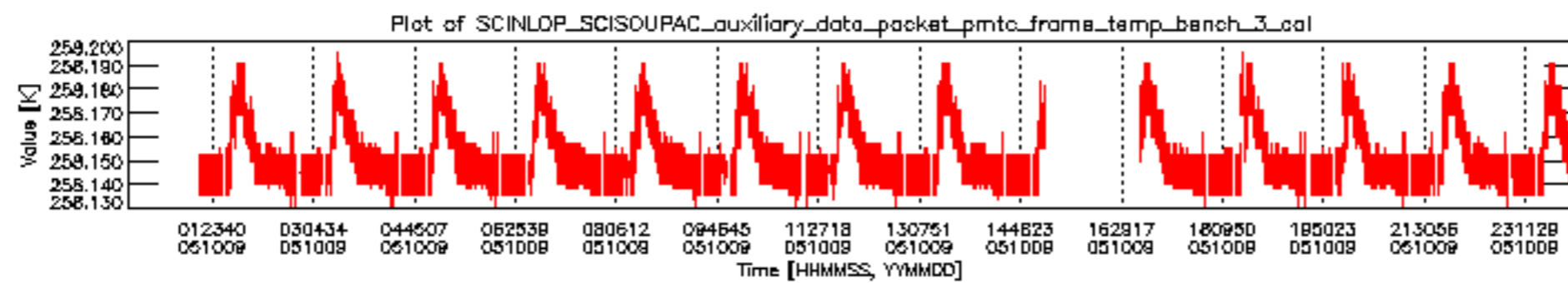
sciamachy_daily_report_level0_PFHS_5_34_N_20051009_5.PNG

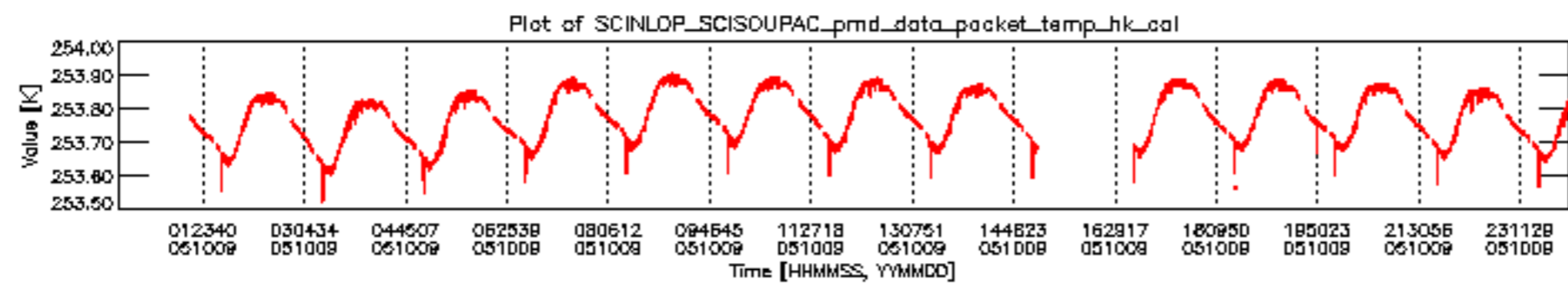


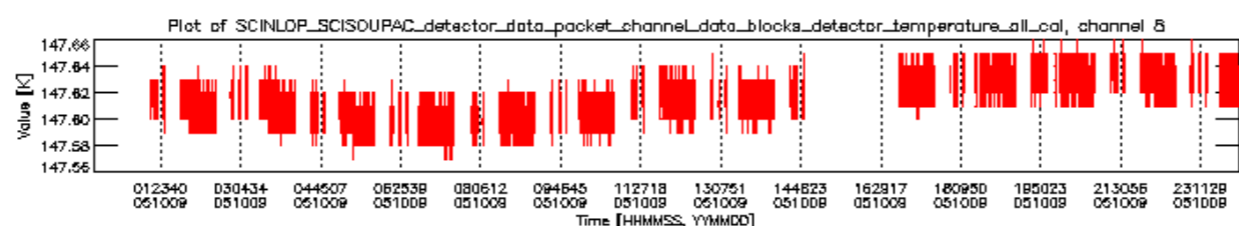
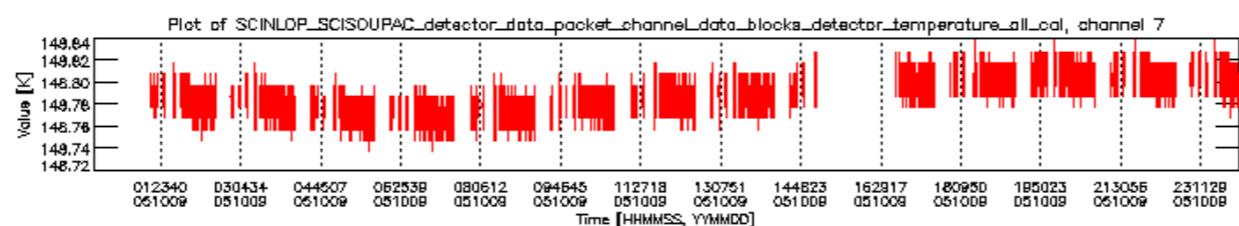
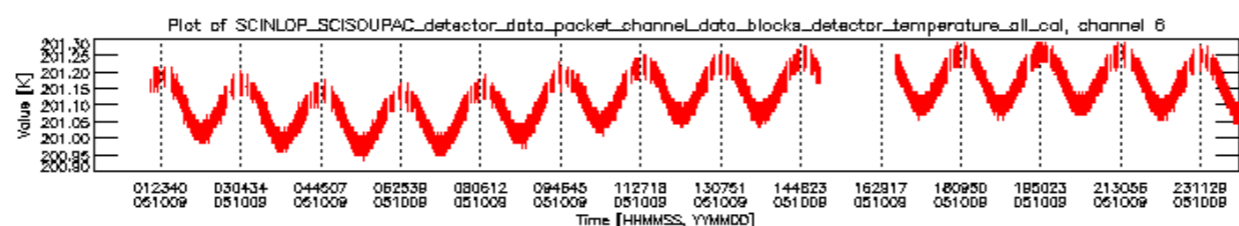
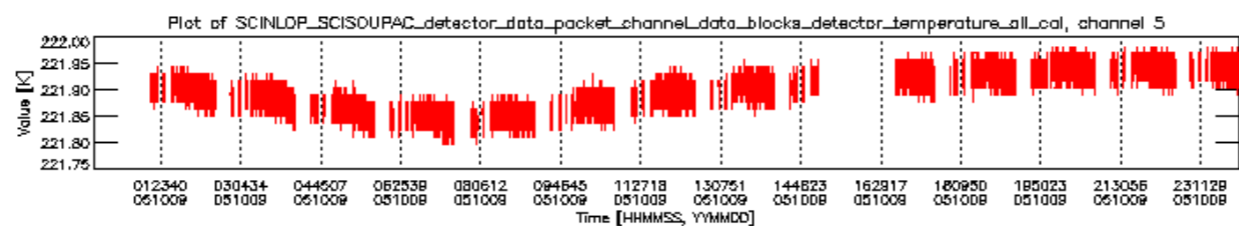
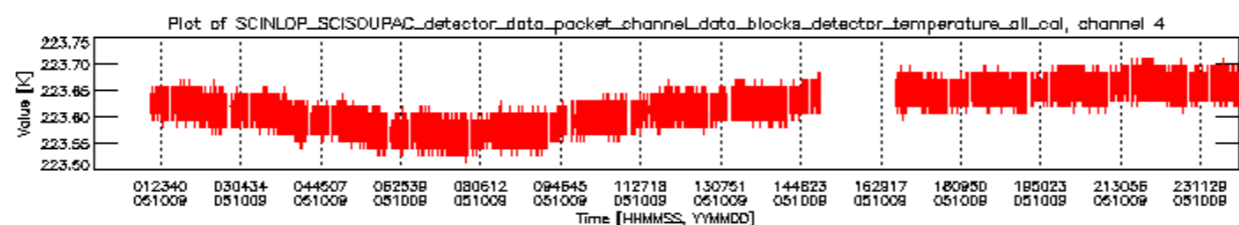
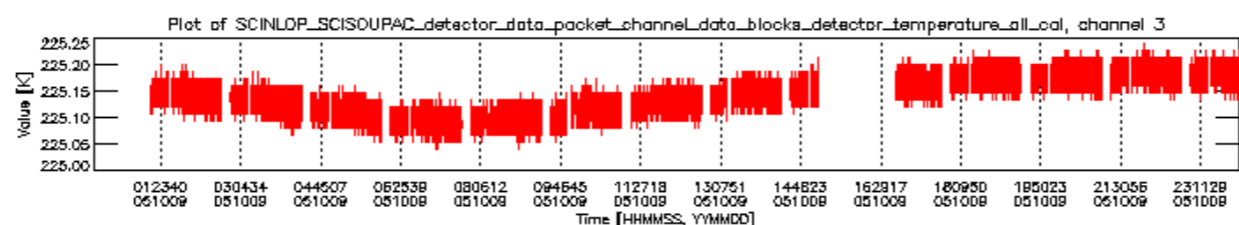
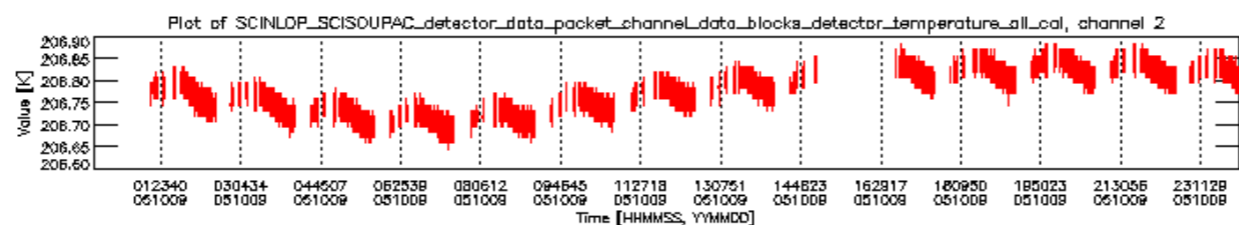
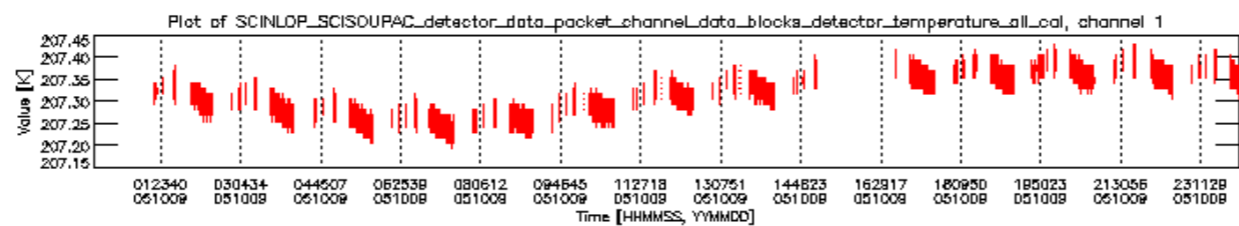
sciamachy_daily_report_level0_PFHS_5_34_N_20051009_6.PNG

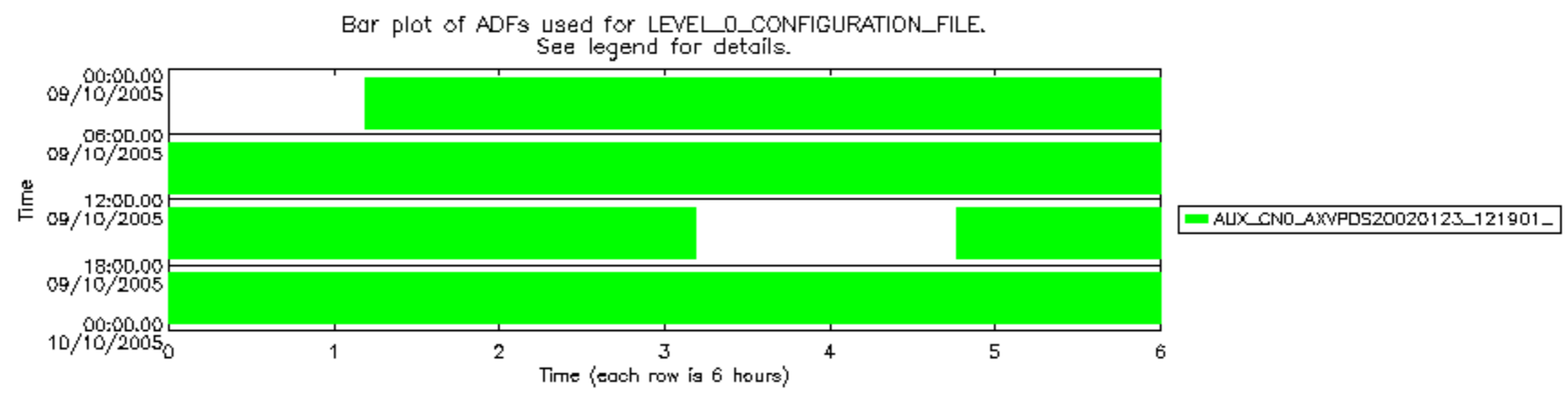












Bar plot of ADFs used for ORBIT_STATE_VECTOR_FILE.
See legend for details.

