

## 0. SCIAMACHY Daily Report for level 0 products

### [0.1 General Info](#)

### [0.2 Product Quality Indicators](#)

### [0.3 ADF monitoring](#)

## 0.1 General Info

This report contains a daily analysis on parameters extracted from SCIAMACHY level 0 data (The SCI\_NL\_\_0P product).

### 0.1.1 Report summary

The table below shows general characteristics of the data that are included into this report.

Item	Value
Report version	vdraft_20050403
Time of report generation	06OCT2005 02:38:25
Data source version	PFHS/5.34-N
Processing scope for products	03OCT2005 00:00:00 to 04OCT2005 00:00:00
Start time of first product within scope	02OCT2005 23:18:14
Stop time of last product within scope	04OCT2005 00:30:16
Total number of level 0 products	15
Number of level 0 products with errors	15

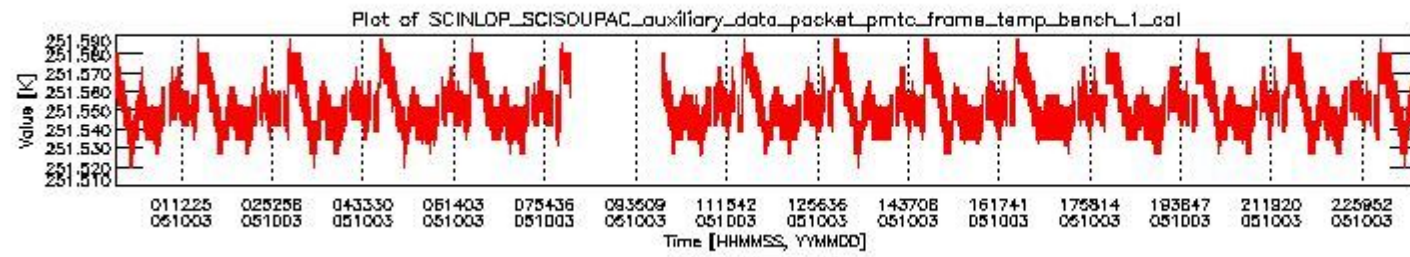
### 0.1.2 Summary per product

The following table shows a summary for each product used in this report.

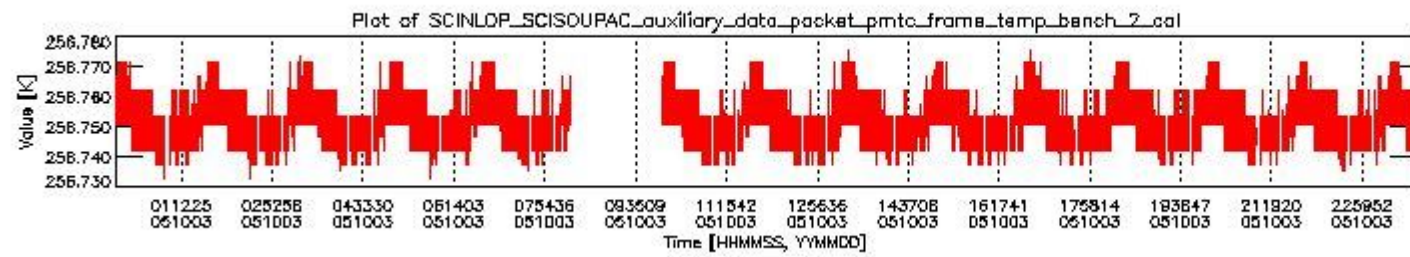
#	Product name	Start time	Stop time	Prod err	ISP err sign	ISP miss sign	ISP disc sign	rs sign
0	SCI_NL__0PNPDE20051002_231814_000061242041_00187_18778_0579.N1	02OCT2005 23:18:14	03OCT2005 01:00:18	1	0	1	0	0
1	SCI_NL__0PNPDE20051003_005934_000043212041_00188_18779_0580.N1	03OCT2005 00:59:34	03OCT2005 02:11:35	1	0	1	0	0
2	SCI_NL__0PNPDE20051003_021040_000061602041_00189_18780_0581.N1	03OCT2005 02:10:40	03OCT2005 03:53:20	1	0	1	0	0
3	SCI_NL__0PNPDE20051003_035225_000060922041_00190_18781_0582.N1	03OCT2005 03:52:25	03OCT2005 05:33:57	1	0	1	0	0
4	SCI_NL__0PNPDE20051003_053248_000061732041_00191_18782_0583.N1	03OCT2005 05:32:48	03OCT2005 07:15:42	1	0	1	0	0
5	SCI_NL__0PNPDK20051003_071542_000040322041_00192_18783_0713.N1	03OCT2005 07:15:42	03OCT2005 08:22:55	1	0	1	0	0
6	SCI_NL__0PNPDK20051003_100440_000059672041_00194_18785_0715.N1	03OCT2005 10:04:40	03OCT2005 11:44:08	1	0	1	0	0
7	SCI_NL__0PNPDK20051003_114203_000059802041_00195_18786_0716.N1	03OCT2005 11:42:03	03OCT2005 13:21:44	1	0	1	0	0
8	SCI_NL__0PNPDK20051003_132048_000058992041_00196_18787_0717.N1	03OCT2005 13:20:48	03OCT2005 14:59:07	1	0	1	0	0
9	SCI_NL__0PNPDK20051003_145620_000061482041_00197_18788_0718.N1	03OCT2005 14:56:20	03OCT2005 16:38:48	1	0	1	0	0
10	SCI_NL__0PNPDK20051003_163656_000058422041_00198_18789_0719.N1	03OCT2005 16:36:56	03OCT2005 18:14:19	1	0	1	0	0
11	SCI_NL__0PNPDK20051003_181419_000061162041_00199_18790_0720.N1	03OCT2005 18:14:19	03OCT2005 19:56:15	1	0	1	0	0
12	SCI_NL__0PNPDE20051003_195455_000039412041_00200_18791_0584.N1	03OCT2005 19:54:55	03OCT2005 21:00:37	1	0	1	0	0
13	SCI_NL__0PNPDE20051003_210608_000061702041_00200_18791_0585.N1	03OCT2005 21:06:08	03OCT2005 22:48:58	1	0	1	0	0
14	SCI_NL__0PNPDE20051003_224728_000061682041_00201_18792_0586.N1	03OCT2005 22:47:28	04OCT2005 00:30:16	1	0	1	0	0

## 0.2 Product Quality Indicators

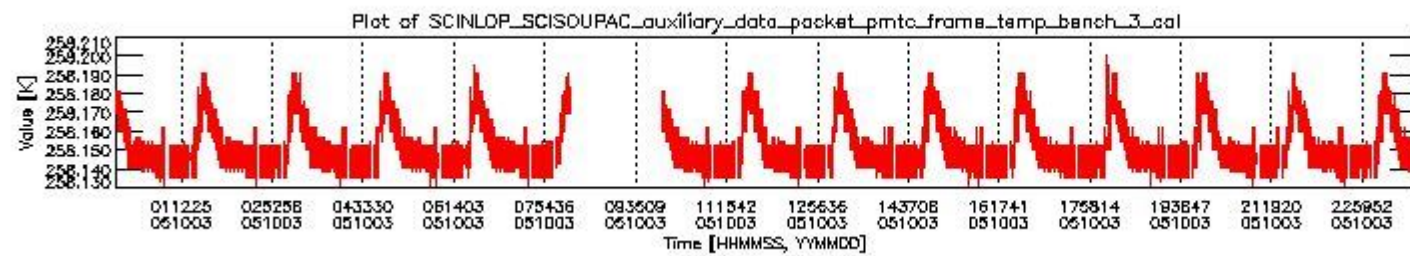
This section shows information about product quality, currently temperatures.



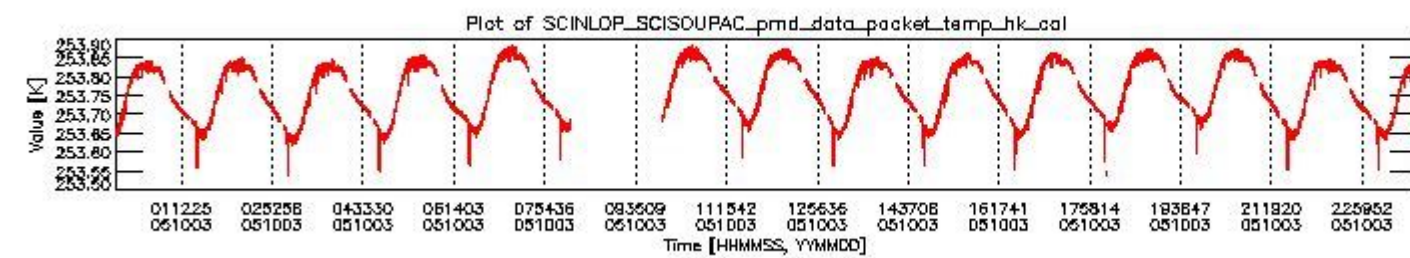
sciamachy\_daily\_report\_level0\_PFHS\_5\_34\_N\_20051003\_0.PNG



sciamachy\_daily\_report\_level0\_PFHS\_5\_34\_N\_20051003\_1.PNG

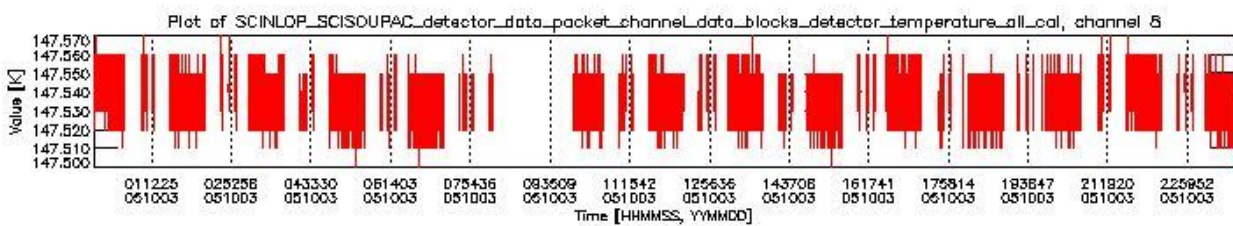
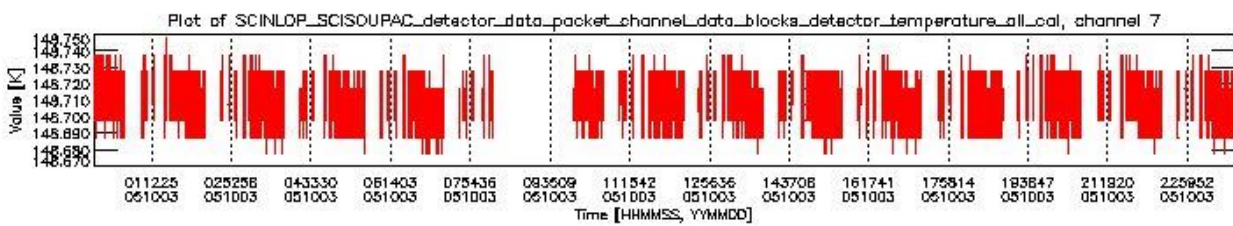
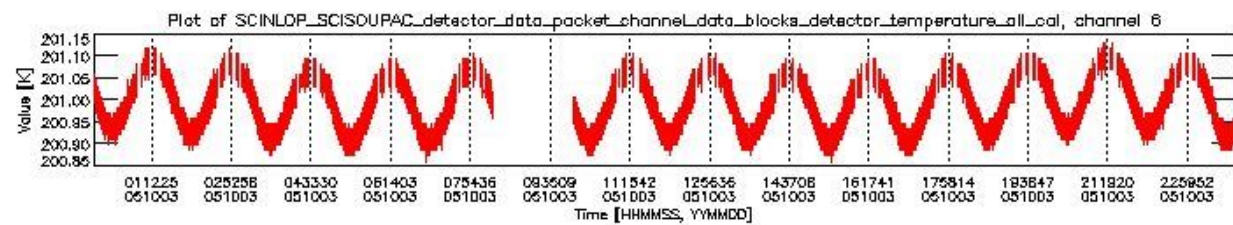
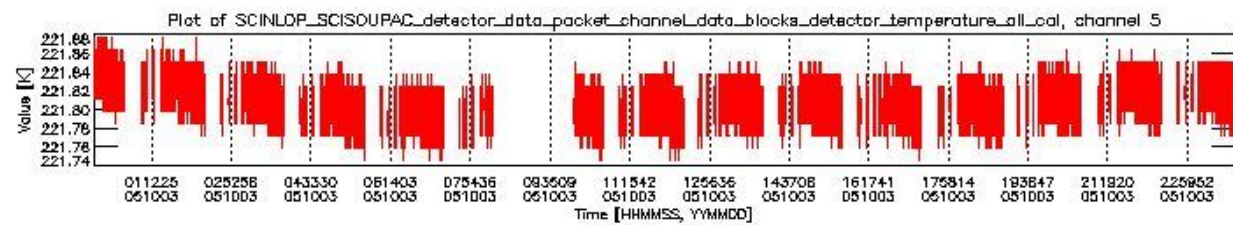
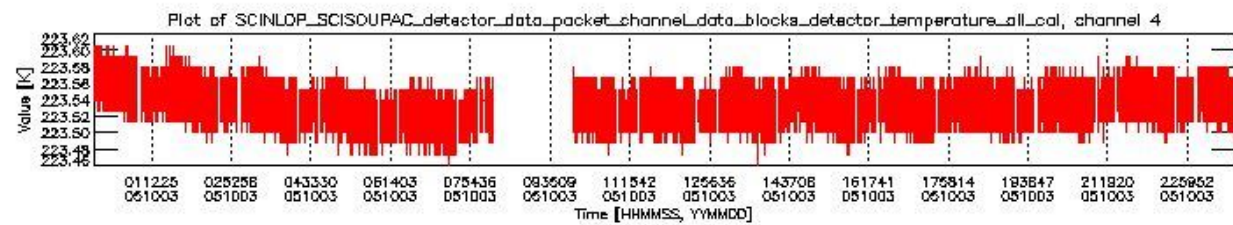
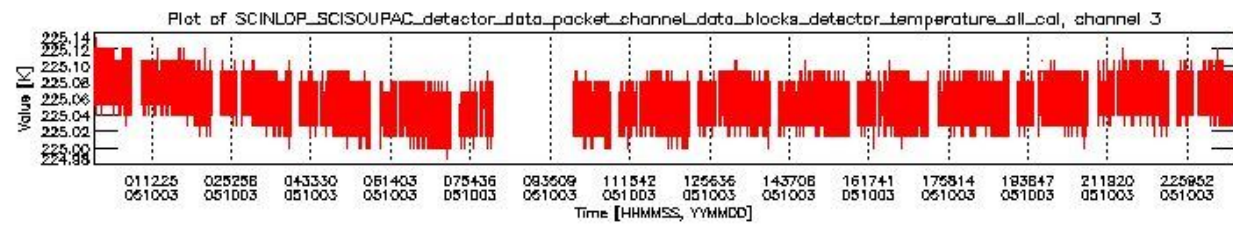
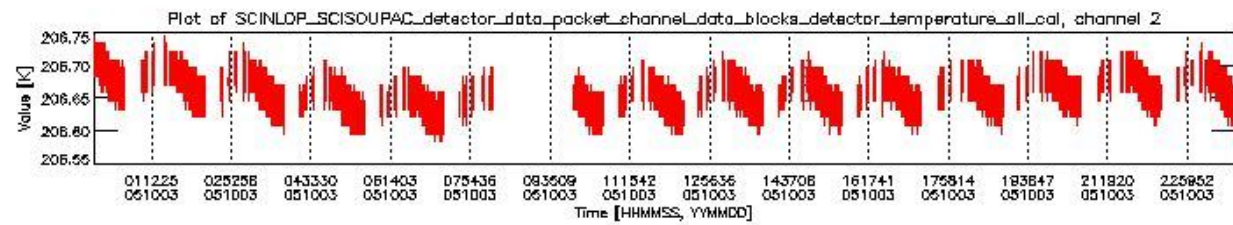
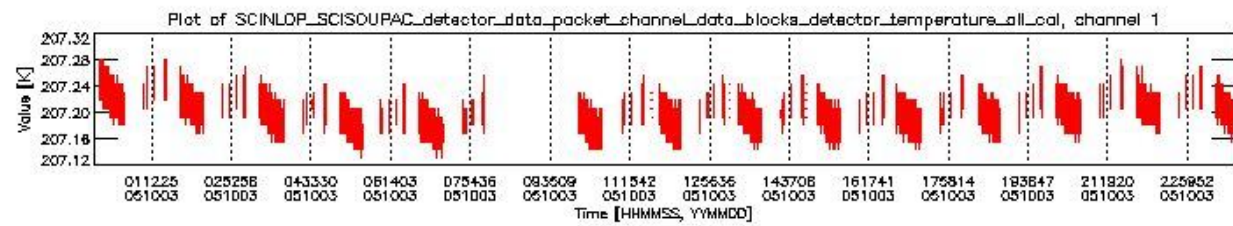


sciamachy\_daily\_report\_level0\_PFHS\_5\_34\_N\_20051003\_2.PNG



sciamachy\_daily\_report\_level0\_PFHS\_5\_34\_N\_20051003\_3.PNG





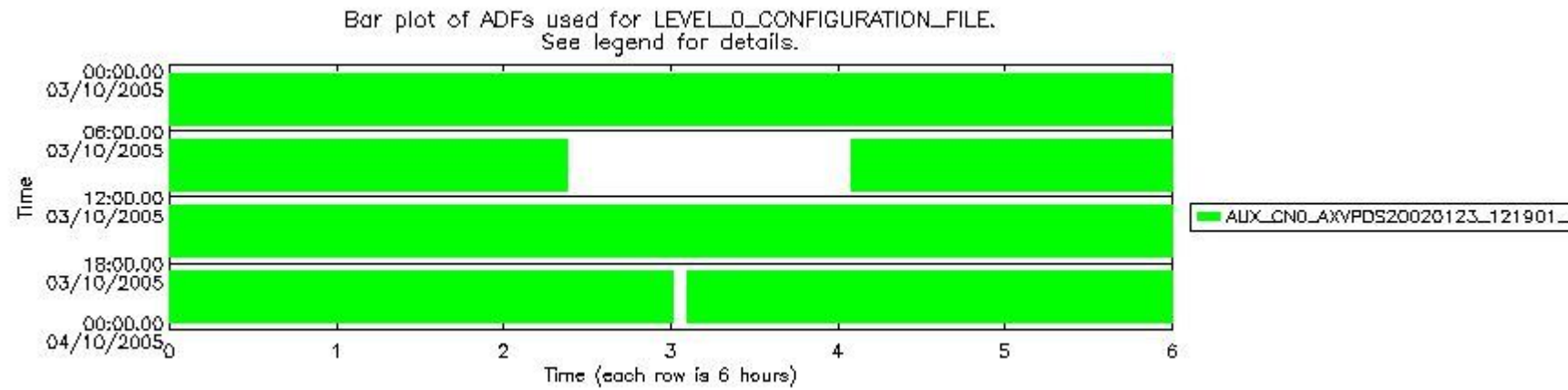
### 0.3 ADF monitoring

This section shows the (variation in) ADFs used for each of the products. It consists of:

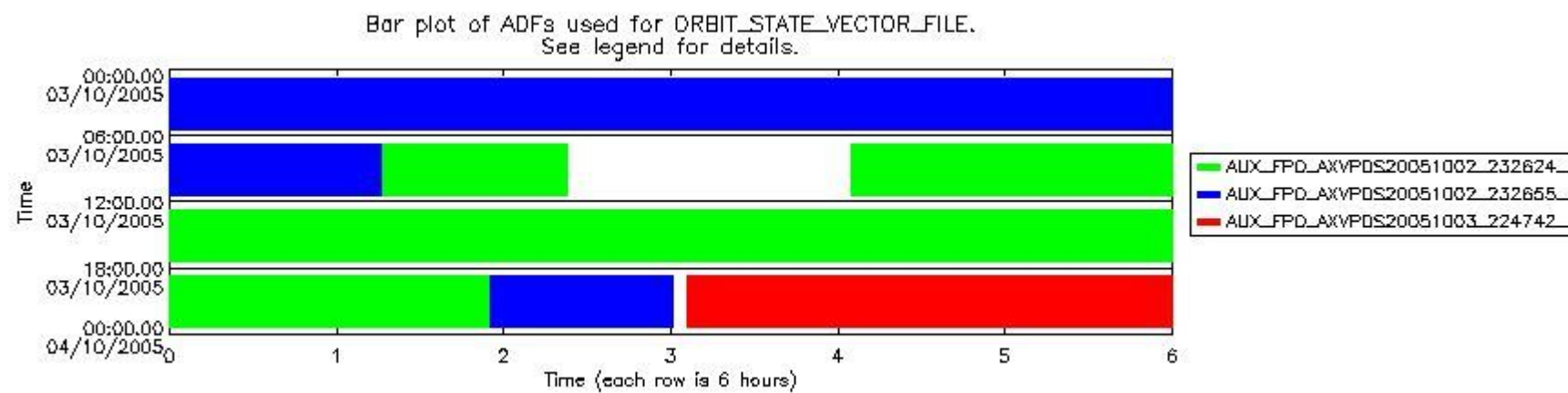
- A table showing which ADFs were used for processing (red values indicate that multiple ADFs of the same type were used)
- Various time line plots, one for each ADF, which show when which ADF was used.

If multiple ADFs of a single type were used, these are marked **red** in the table.

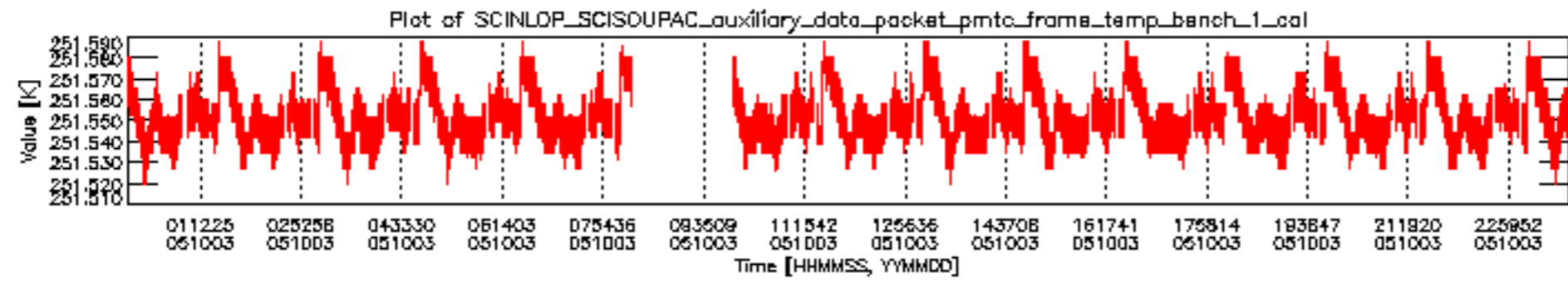
Number	ADF
	<b>CNO (LEVEL_0_CONFIGURATION_FILE)</b>
0	AUX_CNO_AXVPDS20020123_121901_20020101_000000_20200101_000000
	<b>FPO (ORBIT_STATE_VECTOR_FILE)</b>
1	AUX_FPO_AXVPDS20051002_232624_20051002_182952_20051012_213642
2	AUX_FPO_AXVPDS20051002_232655_20051002_182952_20051012_213642
3	AUX_FPO_AXVPDS20051003_224742_20051003_193850_20051013_210505

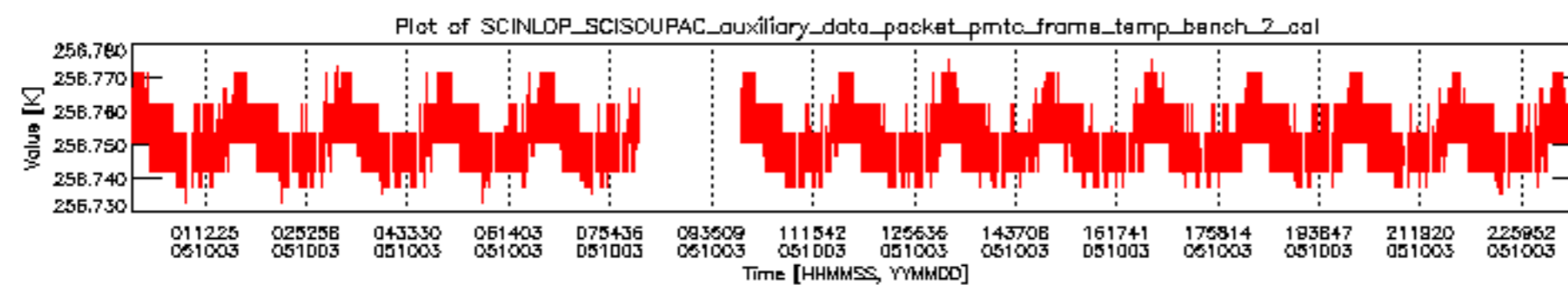


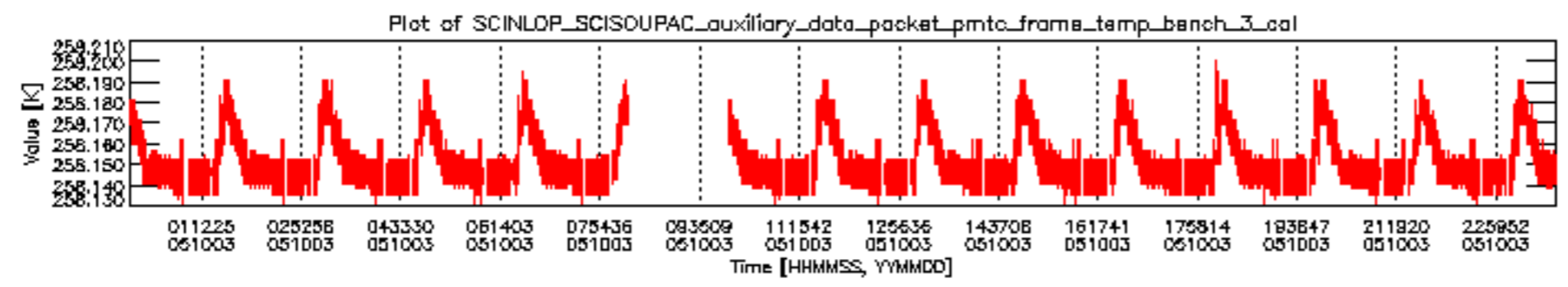
sciamachy\_daily\_report\_level0\_PFHS\_5\_34\_N\_20051003\_5.PNG

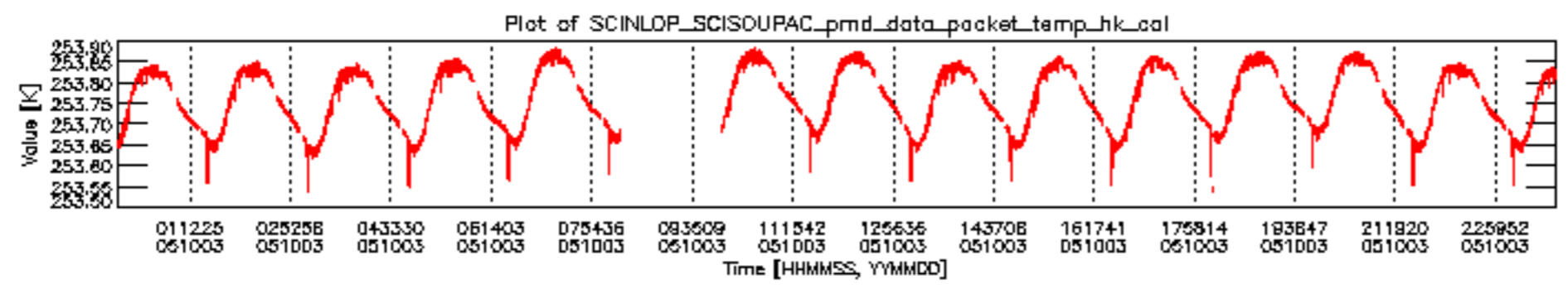


sciamachy\_daily\_report\_level0\_PFHS\_5\_34\_N\_20051003\_6.PNG

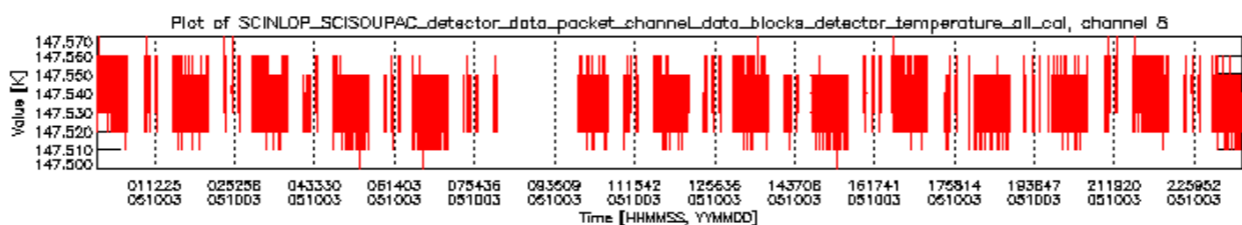
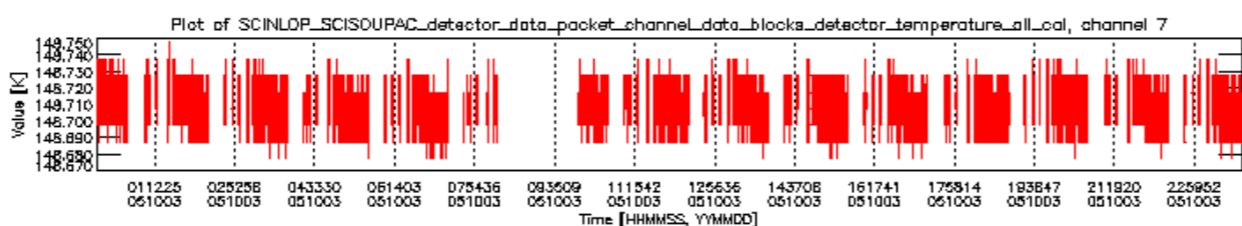
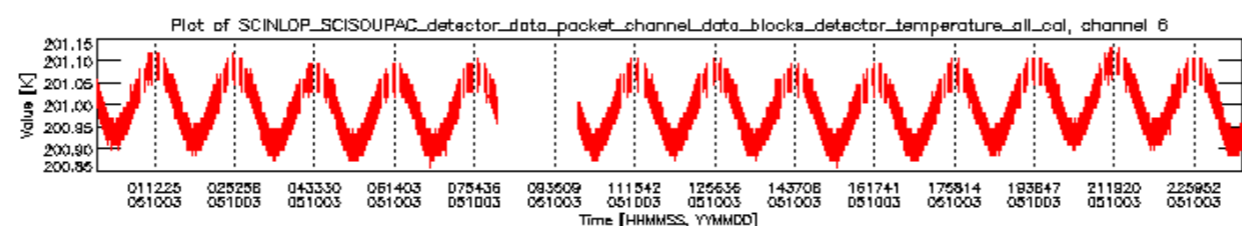
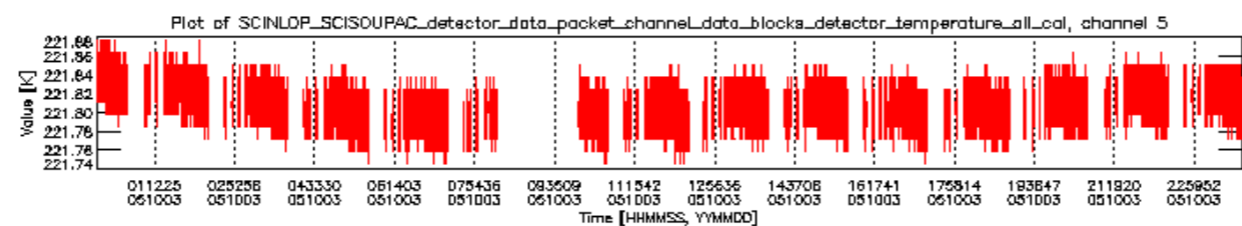
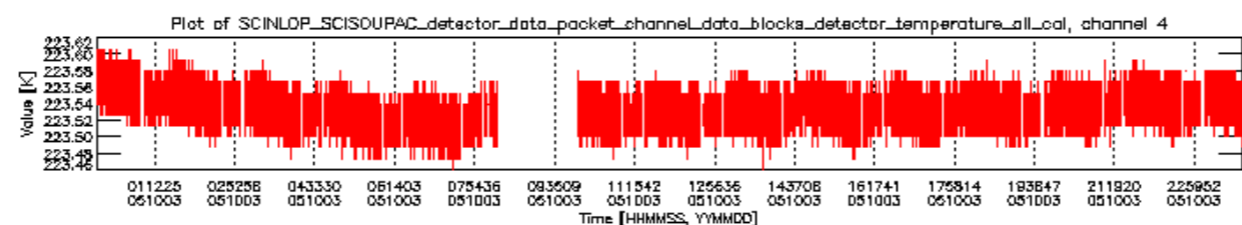
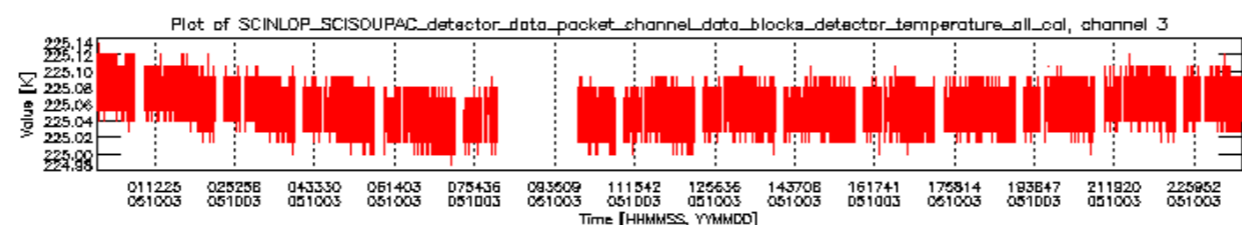
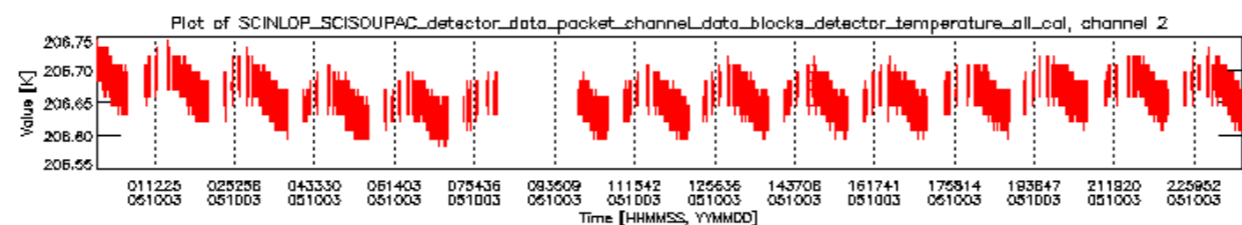
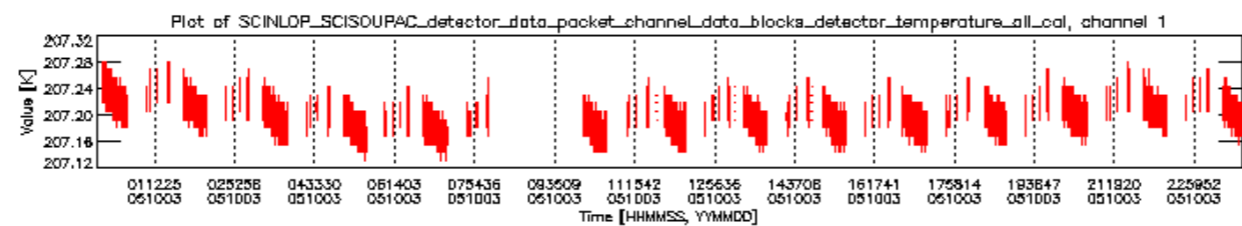


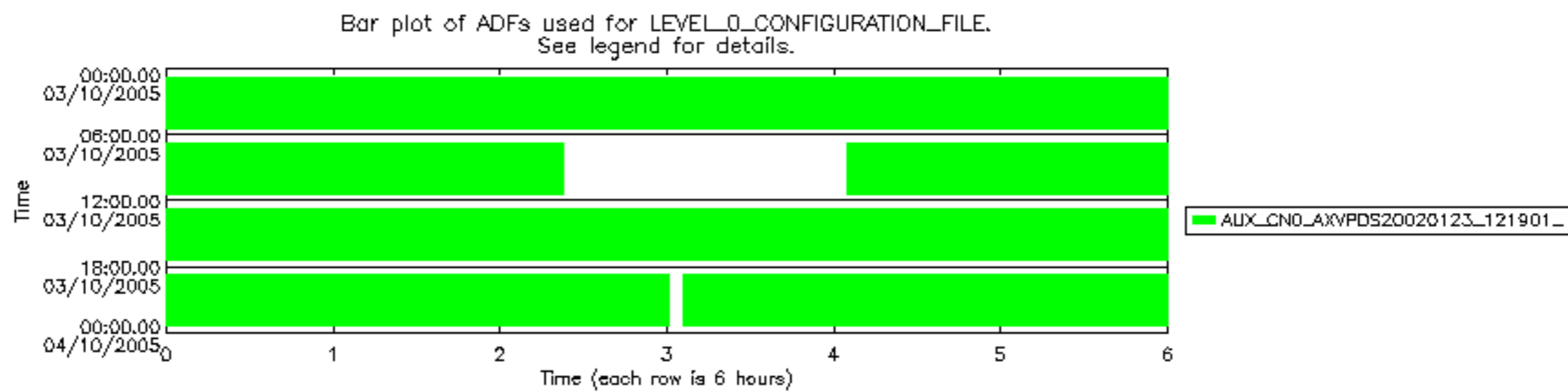












Bar plot of ADFs used for ORBIT\_STATE\_VECTOR\_FILE.  
See legend for details.

