

0. SCIAMACHY Daily Report for level 0 products

[0.1 General Info](#)

[0.2 Product Quality Indicators](#)

[0.3 ADF monitoring](#)

0.1 General Info

This report contains a daily analysis on parameters extracted from SCIAMACHY level 0 data (The SCI_NL__0P product).

0.1.1 Report summary

The table below shows general characteristics of the data that are included into this report.

Item	Value
Report version	vdraft_20050403
Time of report generation	06OCT2005 02:37:28
Data source version	PFHS/5.34-N
Processing scope for products	02OCT2005 00:00:00 to 03OCT2005 00:00:00
Start time of first product within scope	01OCT2005 23:50:27
Stop time of last product within scope	03OCT2005 01:00:18
Total number of level 0 products	17
Number of level 0 products with errors	17

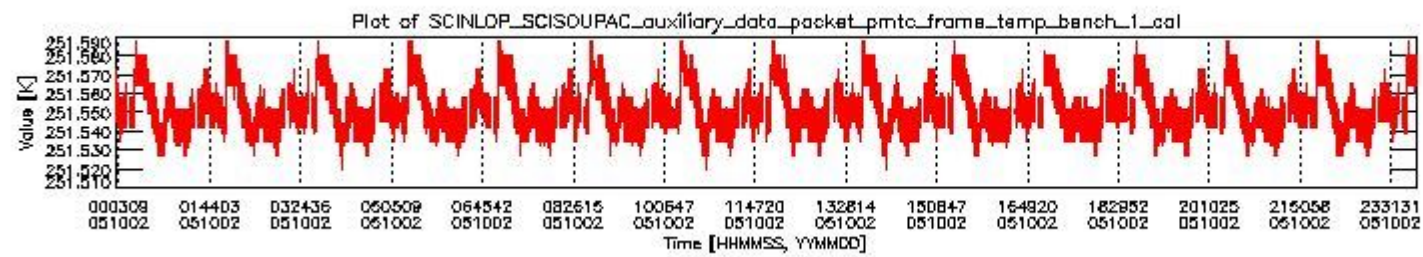
0.1.2 Summary per product

The following table shows a summary for each product used in this report.

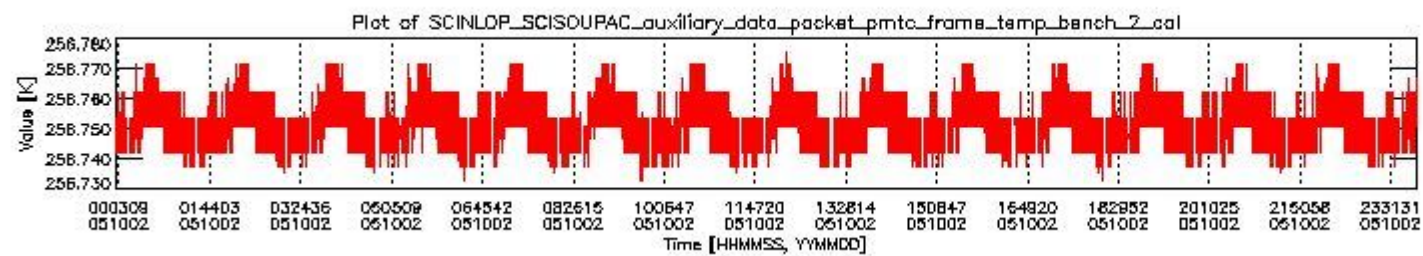
#	Product name	Start time	Stop time	Prod err	ISP err sign	ISP miss sign	ISP disc sign	rs sign
0	SCI_NL__0PNPDE20051001_235027_000056412041_00173_18764_0572.N1	01OCT2005 23:50:27	02OCT2005 01:24:29	1	0	1	0	0
1	SCI_NL__0PNPDE20051002_013020_000043642041_00174_18765_0573.N1	02OCT2005 01:30:20	02OCT2005 02:43:05	1	0	1	0	0
2	SCI_NL__0PNPDE20051002_024209_000061602041_00175_18766_0574.N1	02OCT2005 02:42:09	02OCT2005 04:24:50	1	0	1	0	0
3	SCI_NL__0PNPDE20051002_042354_000060922041_00176_18767_0575.N1	02OCT2005 04:23:54	02OCT2005 06:05:27	1	0	1	0	0
4	SCI_NL__0PNPDK20051002_060527_000041142041_00177_18768_0702.N1	02OCT2005 06:05:27	02OCT2005 07:14:01	1	0	1	0	0
5	SCI_NL__0PNPDK20051002_071252_000062162041_00178_18769_0703.N1	02OCT2005 07:12:52	02OCT2005 08:56:29	1	0	1	0	0
6	SCI_NL__0PNPDK20051002_085533_000059802041_00179_18770_0704.N1	02OCT2005 08:55:33	02OCT2005 10:35:14	1	0	1	0	0
7	SCI_NL__0PNPDK20051002_103405_000058432041_00180_18771_0705.N1	02OCT2005 10:34:05	02OCT2005 12:11:29	1	0	1	0	0
8	SCI_NL__0PNPDK20051002_121129_000061042041_00181_18772_0706.N1	02OCT2005 12:11:29	02OCT2005 13:53:13	1	0	1	0	0
9	SCI_NL__0PNPDK20051002_135218_000057872041_00182_18773_0707.N1	02OCT2005 13:52:18	02OCT2005 15:28:45	1	0	1	0	0
10	SCI_NL__0PNPDK20051002_135313_000057312041_00182_18773_0711.N1	02OCT2005 13:53:13	02OCT2005 15:28:45	1	0	1	0	0
11	SCI_NL__0PNPDK20051002_152653_000060852041_00183_18774_0708.N1	02OCT2005 15:26:53	02OCT2005 17:08:19	1	0	1	0	0
12	SCI_NL__0PNPDK20051002_170709_000059192041_00184_18775_0709.N1	02OCT2005 17:07:09	02OCT2005 18:45:49	1	0	1	0	0
13	SCI_NL__0PNPDK20051002_184549_000060362041_00185_18776_0710.N1	02OCT2005 18:45:49	02OCT2005 20:26:25	1	0	1	0	0
14	SCI_NL__0PNPDE20051002_202625_000042722041_00186_18777_0576.N1	02OCT2005 20:26:25	02OCT2005 21:37:38	1	0	1	0	0
15	SCI_NL__0PNPDE20051002_213738_000060802041_00186_18777_0578.N1	02OCT2005 21:37:38	02OCT2005 23:18:58	1	0	1	0	0
16	SCI_NL__0PNPDE20051002_231814_000061242041_00187_18778_0579.N1	02OCT2005 23:18:14	03OCT2005 01:00:18	1	0	1	0	0

0.2 Product Quality Indicators

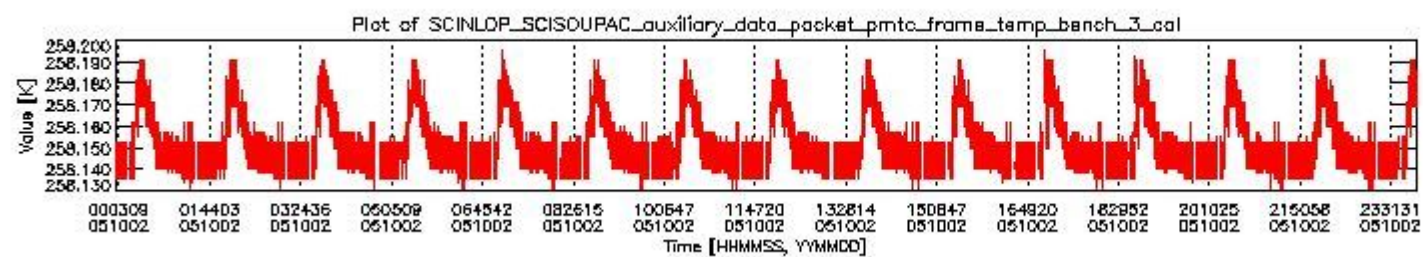
This section shows information about product quality, currently temperatures.



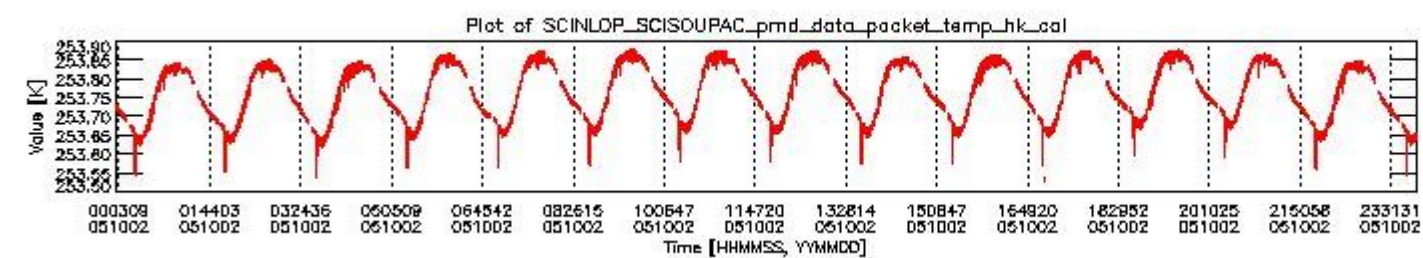
sciamachy_daily_report_level0_PFHS_5_34_N_20051002_0.PNG



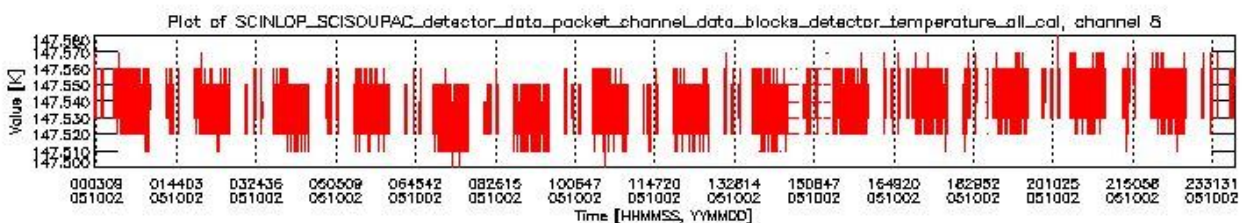
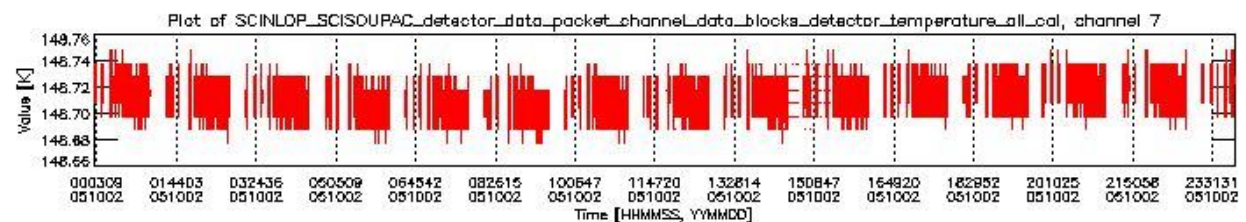
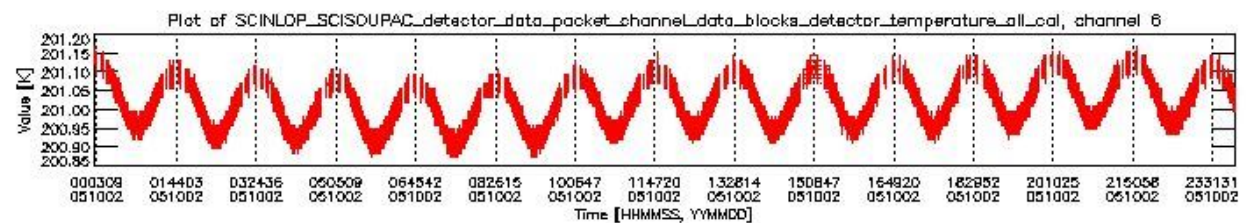
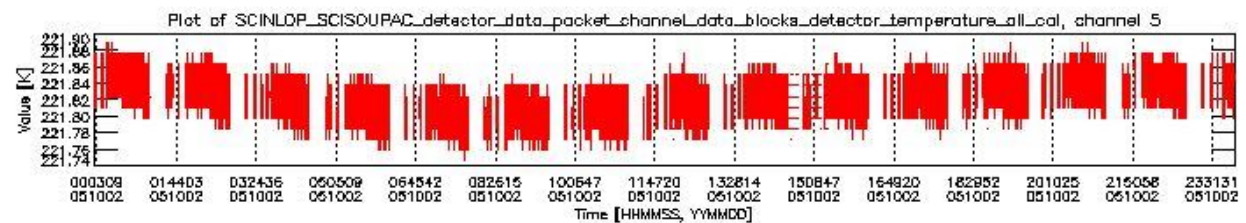
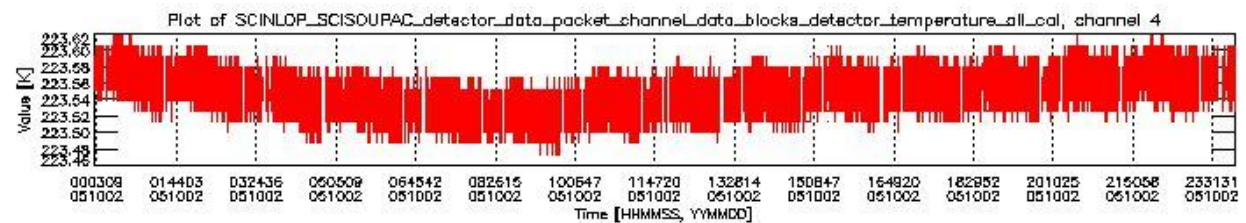
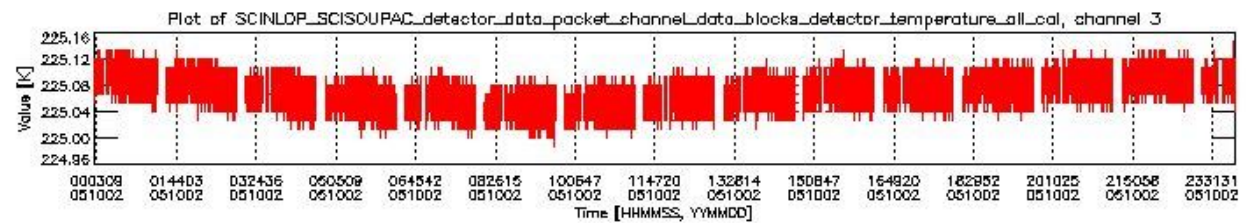
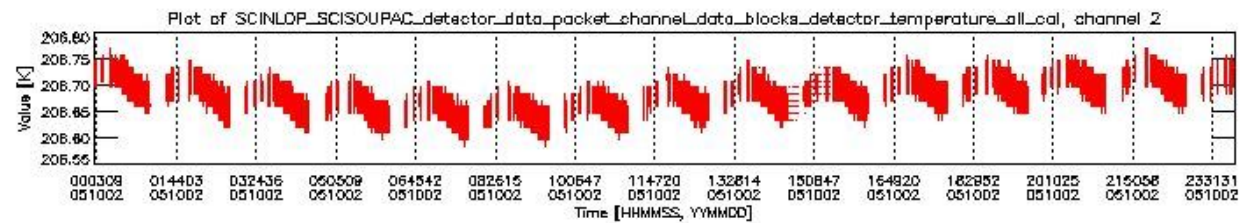
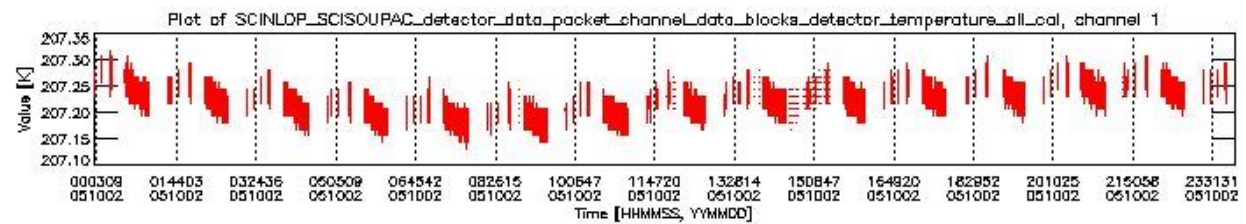
sciamachy_daily_report_level0_PFHS_5_34_N_20051002_1.PNG



sciamachy_daily_report_level0_PFHS_5_34_N_20051002_2.PNG



sciamachy_daily_report_level0_PFHS_5_34_N_20051002_3.PNG



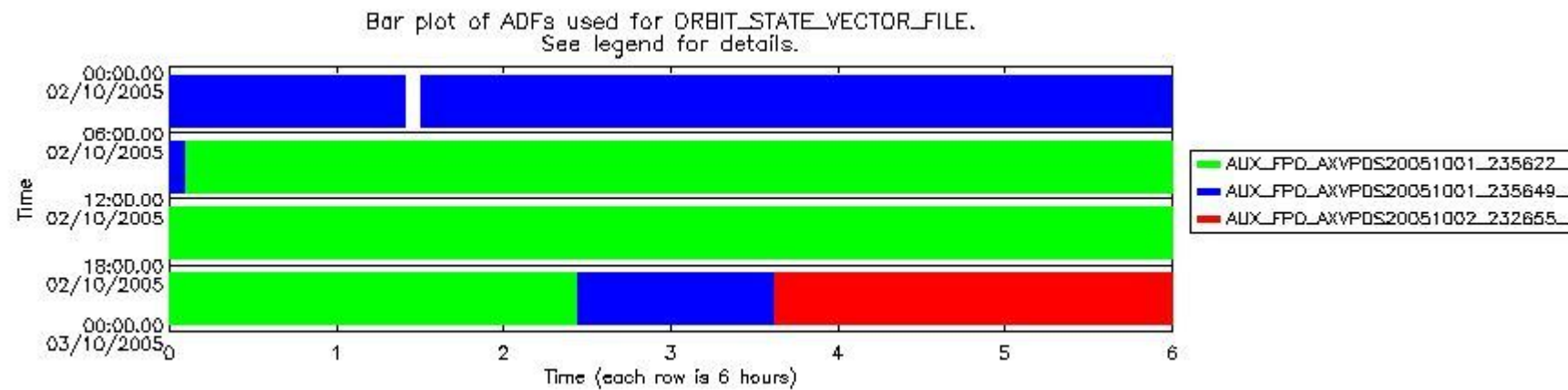
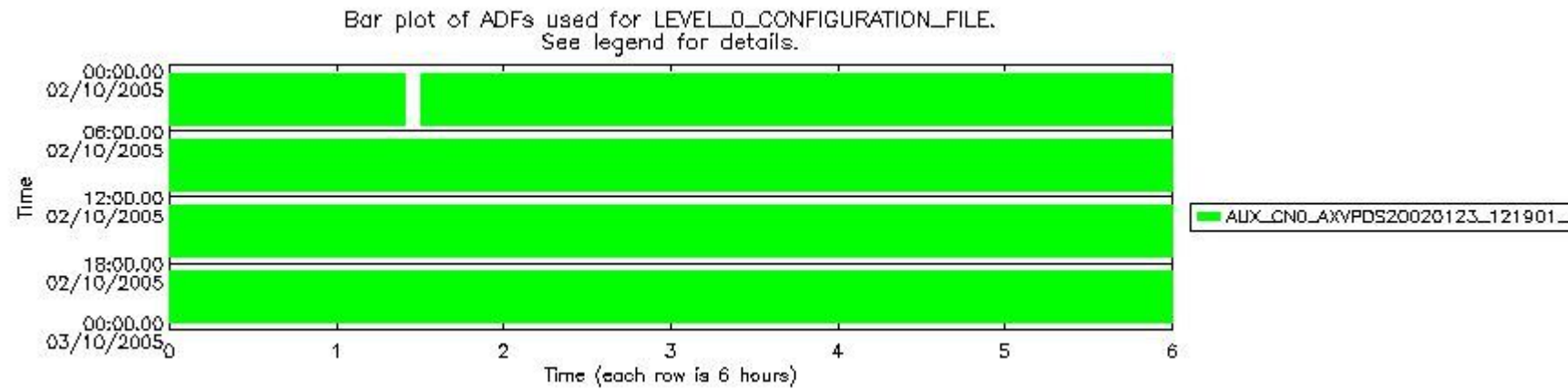
0.3 ADF monitoring

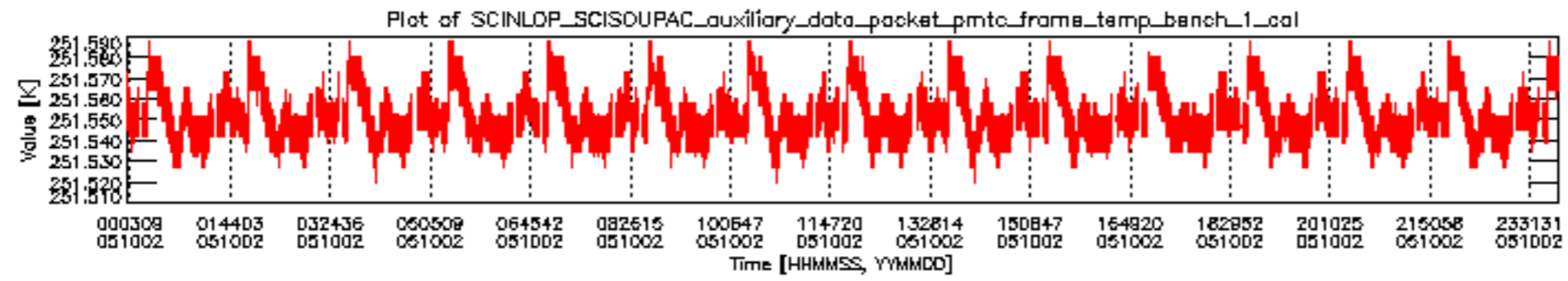
This section shows the (variation in) ADFs used for each of the products. It consists of:

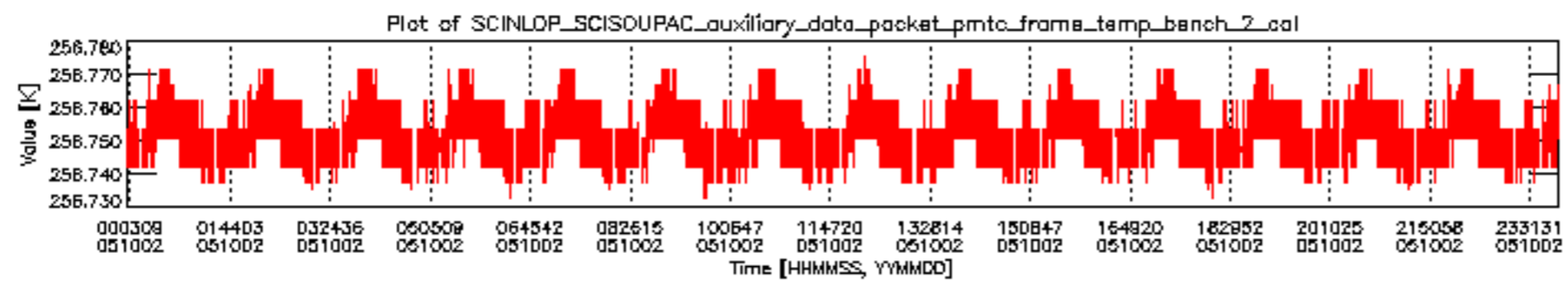
- A table showing which ADFs were used for processing (red values indicate that multiple ADFs of the same type were used)
- Various time line plots, one for each ADF, which show when which ADF was used.

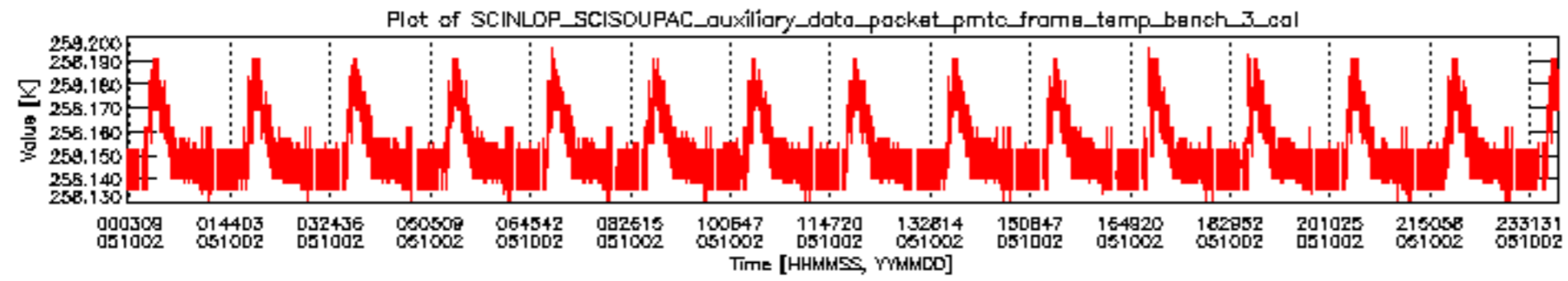
If multiple ADFs of a single type were used, these are marked **red** in the table.

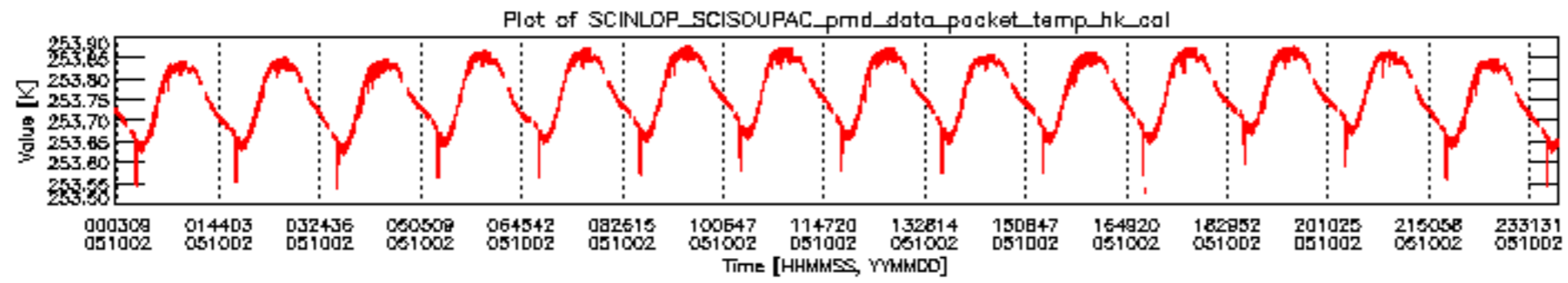
Number	ADF
	CNO (LEVEL_0_CONFIGURATION_FILE)
0	AUX_CNO_AXVPDS20020123_121901_20020101_000000_20200101_000000
	FPO (ORBIT_STATE_VECTOR_FILE)
1	AUX_FPO_AXVPDS20051001_235622_20051001_190129_20051011_202743
2	AUX_FPO_AXVPDS20051001_235649_20051001_190129_20051011_202743
3	AUX_FPO_AXVPDS20051002_232655_20051002_182952_20051012_213642

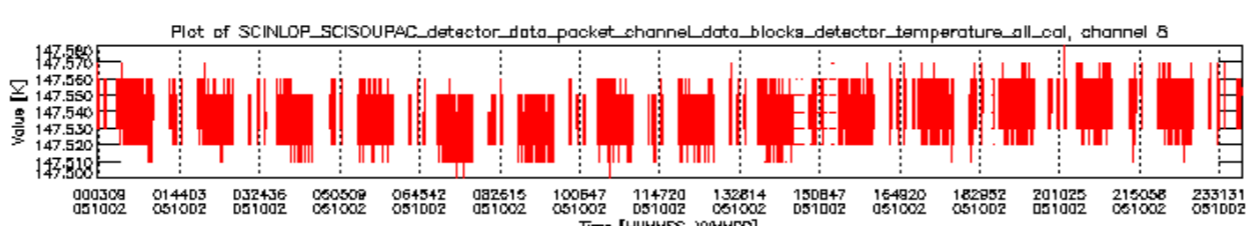
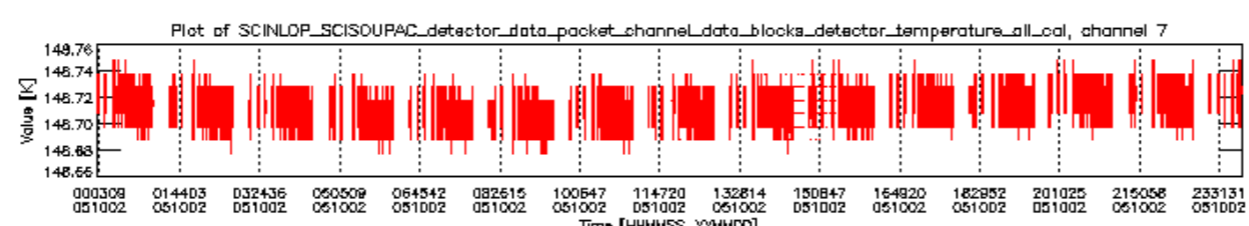
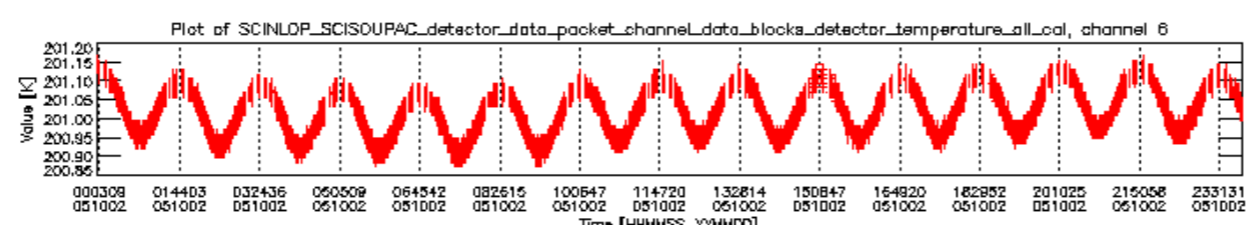
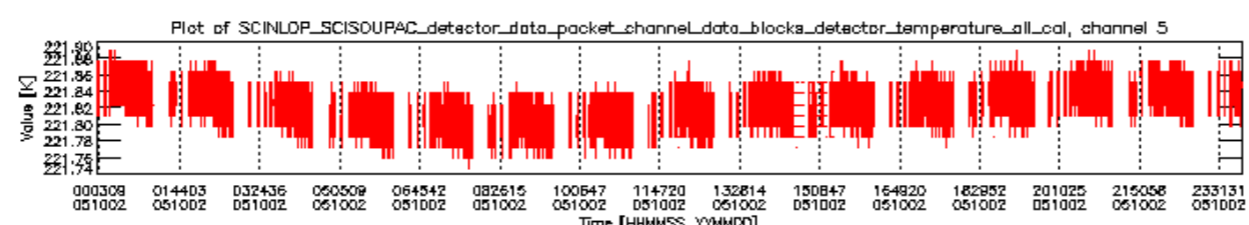
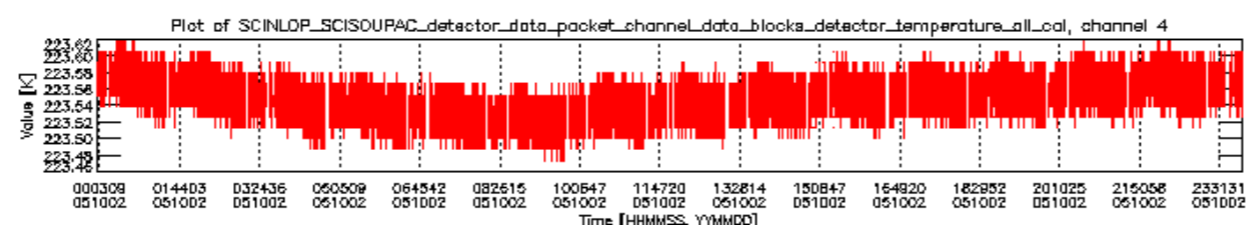
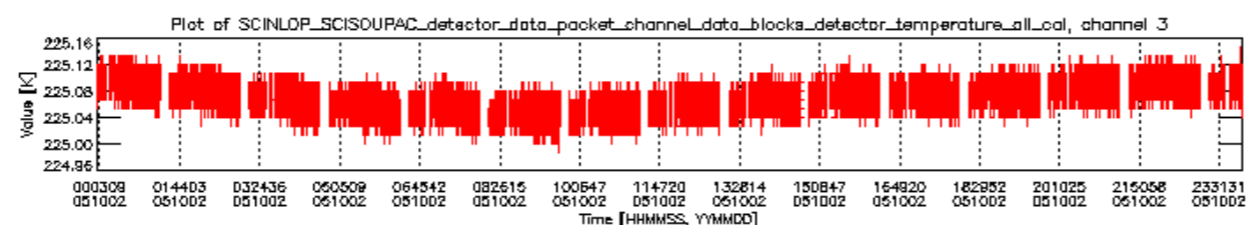
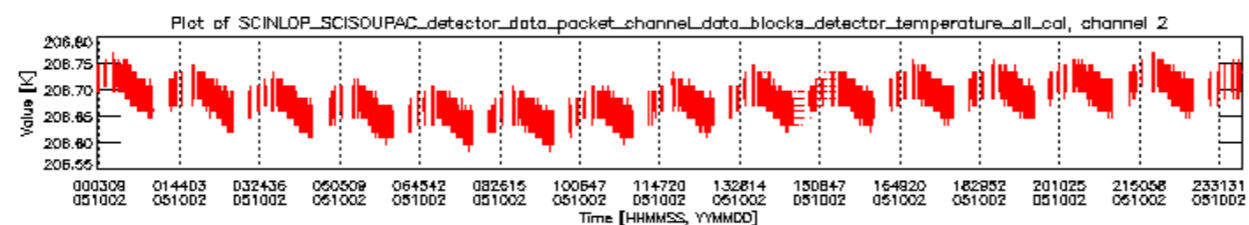
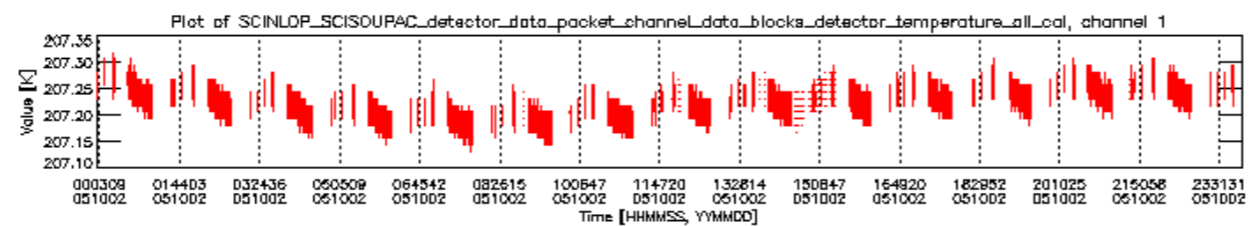


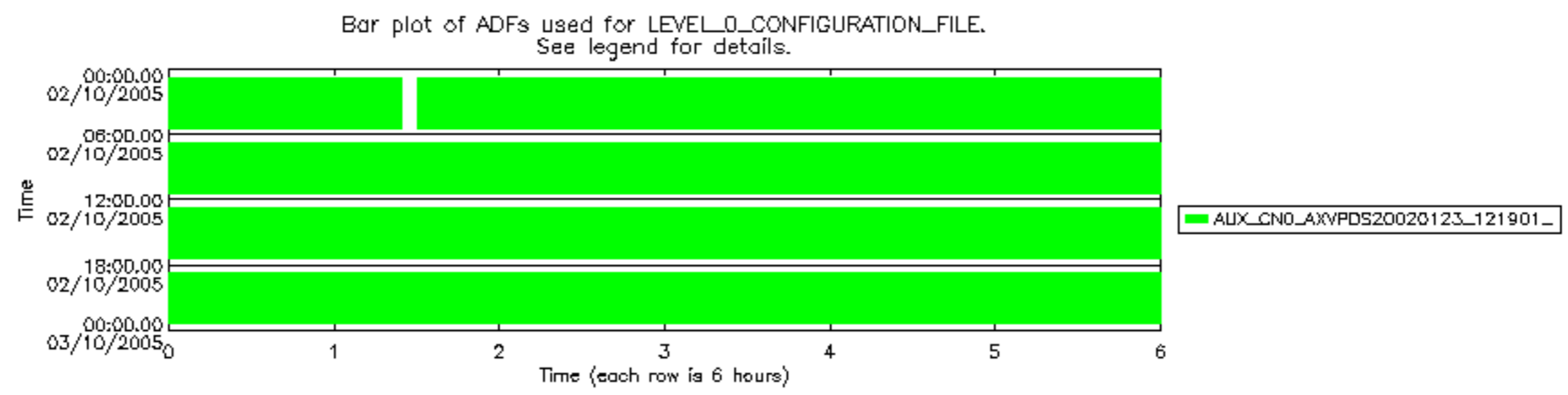












Bar plot of ADFs used for ORBIT_STATE_VECTOR_FILE.
See legend for details.

