

0. SCIAMACHY Daily Report for level 0 products

[0.1 General Info](#)

[0.2 Product Quality Indicators](#)

[0.3 ADF monitoring](#)

0.1 General Info

This report contains a daily analysis on parameters extracted from SCIAMACHY level 0 data (The SCI_NL__0P product).

0.1.1 Report summary

The table below shows general characteristics of the data that are included into this report.

Item	Value
Report version	vdraft_20050403
Time of report generation	04OCT2005 03:52:04
Data source version	PFHS/5.34-N
Processing scope for products	30SEP2005 00:00:00 to 01OCT2005 00:00:00
Start time of first product within scope	29SEP2005 23:13:35
Stop time of last product within scope	01OCT2005 00:22:41
Total number of level 0 products	15
Number of level 0 products with errors	15

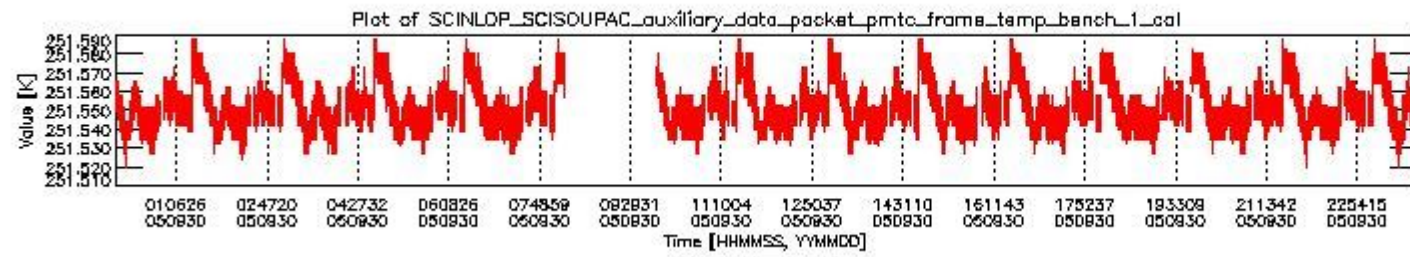
0.1.2 Summary per product

The following table shows a summary for each product used in this report.

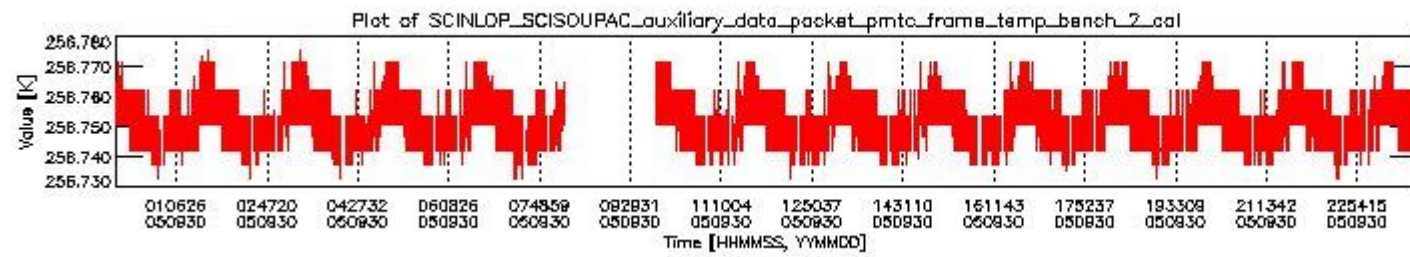
#	Product name	Start time	Stop time	Prod err	ISP err sign	ISP miss sign	ISP disc sign	rs sign
0	SCI_NL__0PNPDE20050929_231335_000060822041_00144_18735_0554.N1	29SEP2005 23:13:35	30SEP2005 00:54:58	1	0	1	0	0
1	SCI_NL__0PNPDE20050930_005411_000042892041_00145_18736_0555.N1	30SEP2005 00:54:11	30SEP2005 02:05:41	1	0	1	0	0
2	SCI_NL__0PNPDE20050930_020541_000061482041_00146_18737_0556.N1	30SEP2005 02:05:41	30SEP2005 03:48:09	1	0	1	0	0
3	SCI_NL__0PNPDE20050930_034713_000060362041_00147_18738_0557.N1	30SEP2005 03:47:13	30SEP2005 05:27:49	1	0	1	0	0
4	SCI_NL__0PNPDE20050930_052653_000060922041_00148_18739_0558.N1	30SEP2005 05:26:53	30SEP2005 07:08:26	1	0	1	0	0
5	SCI_NL__0PNPDK20050930_070717_000041142041_00149_18740_0682.N1	30SEP2005 07:07:17	30SEP2005 08:15:51	1	0	1	0	0
6	SCI_NL__0PNPDK20050930_095832_000058562041_00151_18742_0684.N1	30SEP2005 09:58:32	30SEP2005 11:36:08	1	0	1	0	0
7	SCI_NL__0PNPDK20050930_113404_000060232041_00152_18743_0685.N1	30SEP2005 11:34:04	30SEP2005 13:14:28	1	0	1	0	0
8	SCI_NL__0PNPDK20050930_131428_000060492041_00153_18744_0691.N1	30SEP2005 13:14:28	30SEP2005 14:55:17	1	0	1	0	0
9	SCI_NL__0PNPDK20050930_145312_000056622041_00154_18745_0690.N1	30SEP2005 14:53:12	30SEP2005 16:27:35	1	0	1	0	0
10	SCI_NL__0PNPDK20050930_162735_000061162041_00155_18746_0688.N1	30SEP2005 16:27:35	30SEP2005 18:09:31	1	0	1	0	0
11	SCI_NL__0PNPDK20050930_180811_000060362041_00156_18747_0689.N1	30SEP2005 18:08:11	30SEP2005 19:48:48	1	0	1	0	0
12	SCI_NL__0PNPDE20050930_194848_000039282041_00157_18748_0559.N1	30SEP2005 19:48:48	30SEP2005 20:54:17	1	0	1	0	0
13	SCI_NL__0PNPDE20050930_210001_000061242041_00157_18748_0560.N1	30SEP2005 21:00:01	30SEP2005 22:42:05	1	0	1	0	0
14	SCI_NL__0PNPDE20050930_224121_000060792041_00158_18749_0561.N1	30SEP2005 22:41:21	01OCT2005 00:22:41	1	0	1	0	0

0.2 Product Quality Indicators

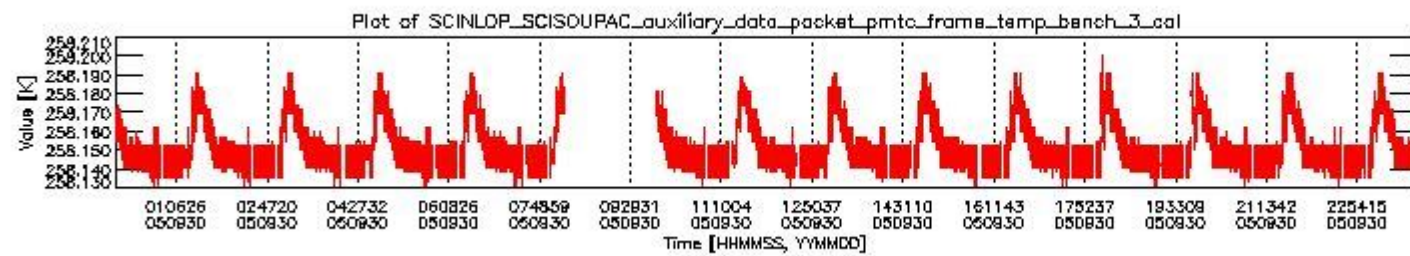
This section shows information about product quality, currently temperatures.



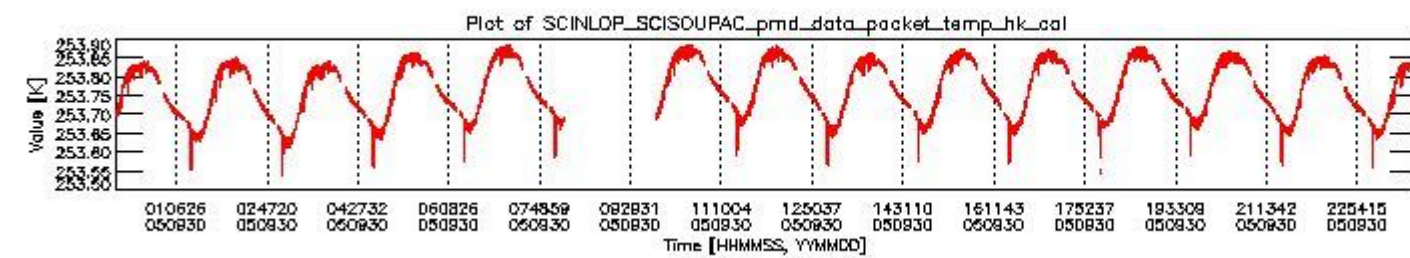
sciamachy_daily_report_level0_PFHS_5_34_N_20050930_0.PNG



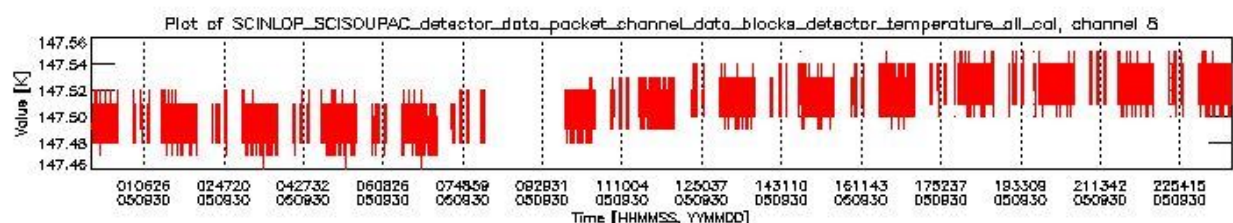
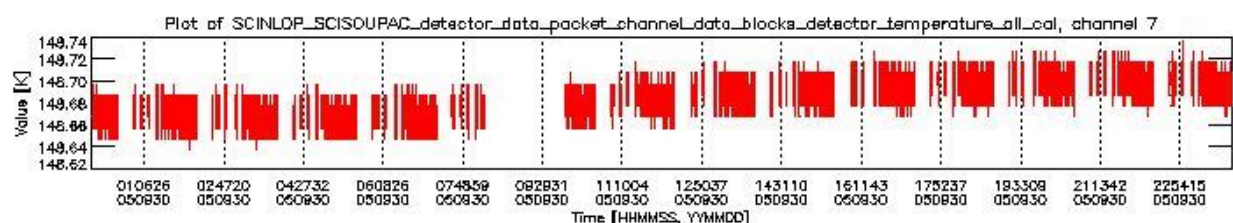
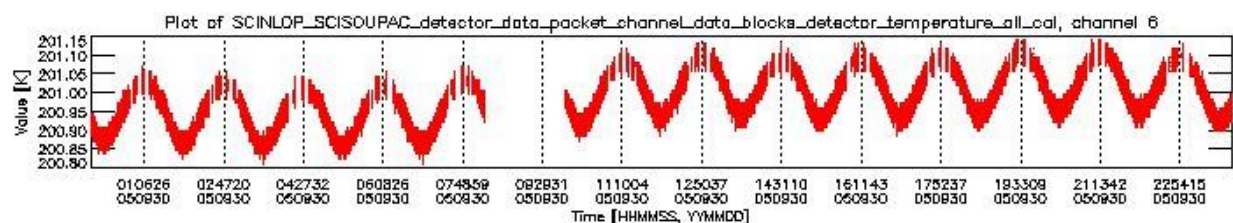
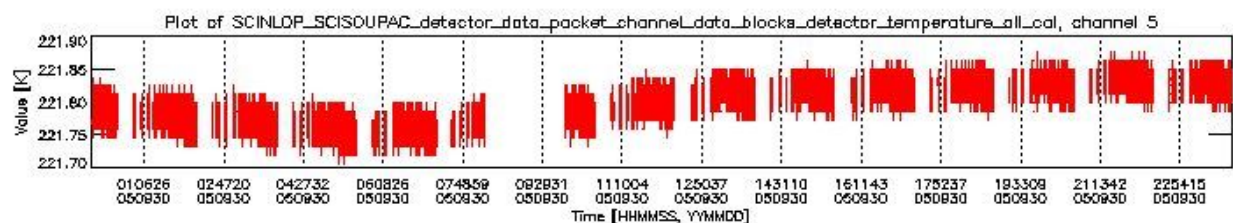
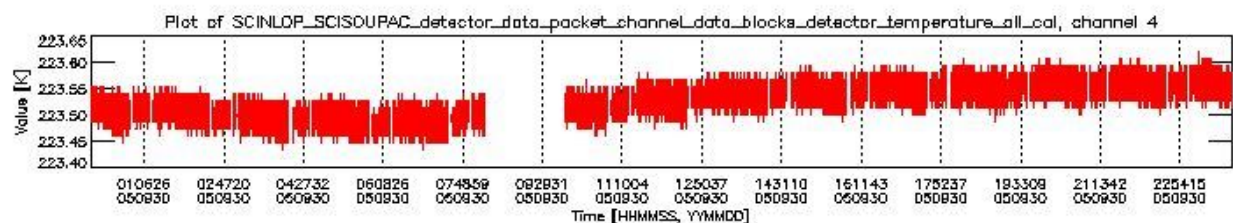
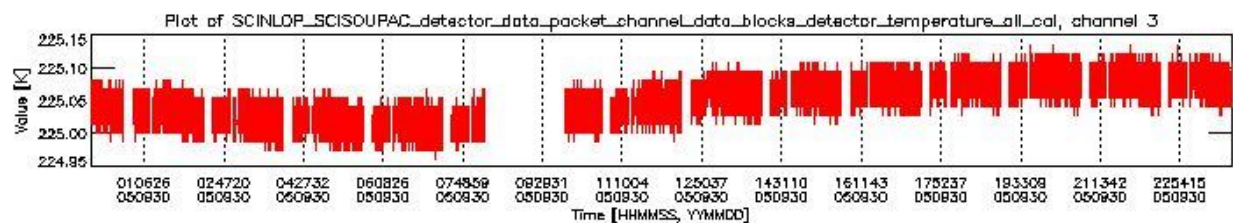
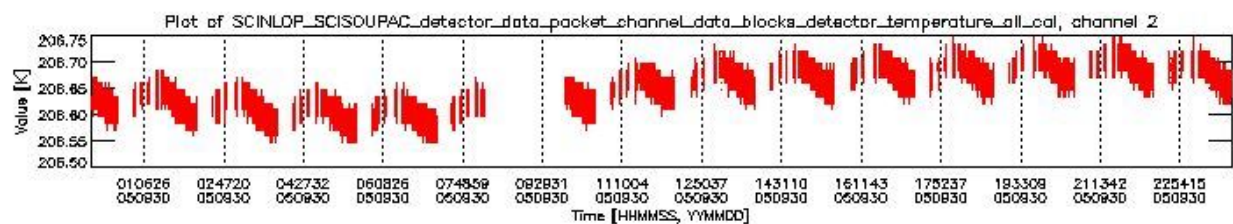
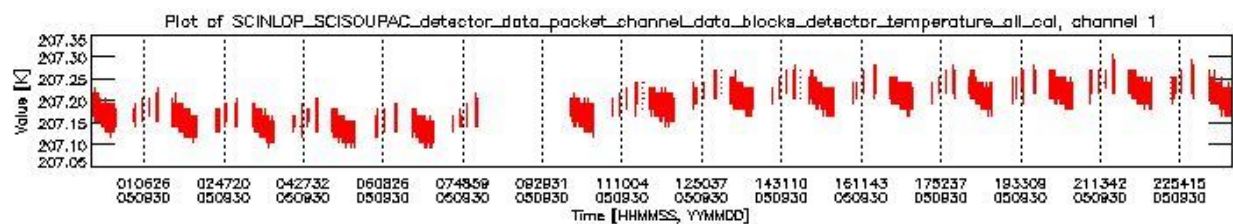
sciamachy_daily_report_level0_PFHS_5_34_N_20050930_1.PNG



sciamachy_daily_report_level0_PFHS_5_34_N_20050930_2.PNG



sciamachy_daily_report_level0_PFHS_5_34_N_20050930_3.PNG



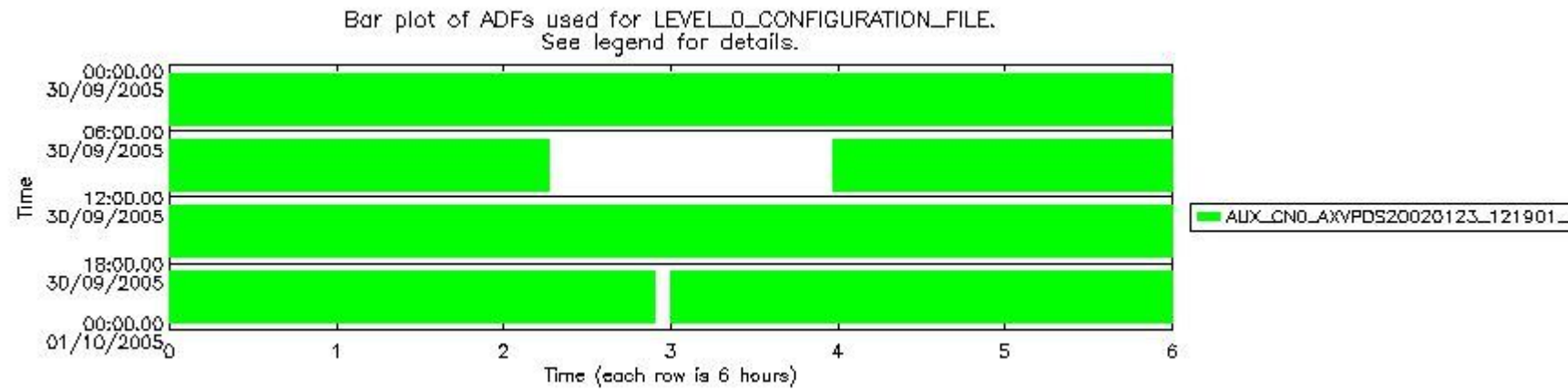
0.3 ADF monitoring

This section shows the (variation in) ADFs used for each of the products. It consists of:

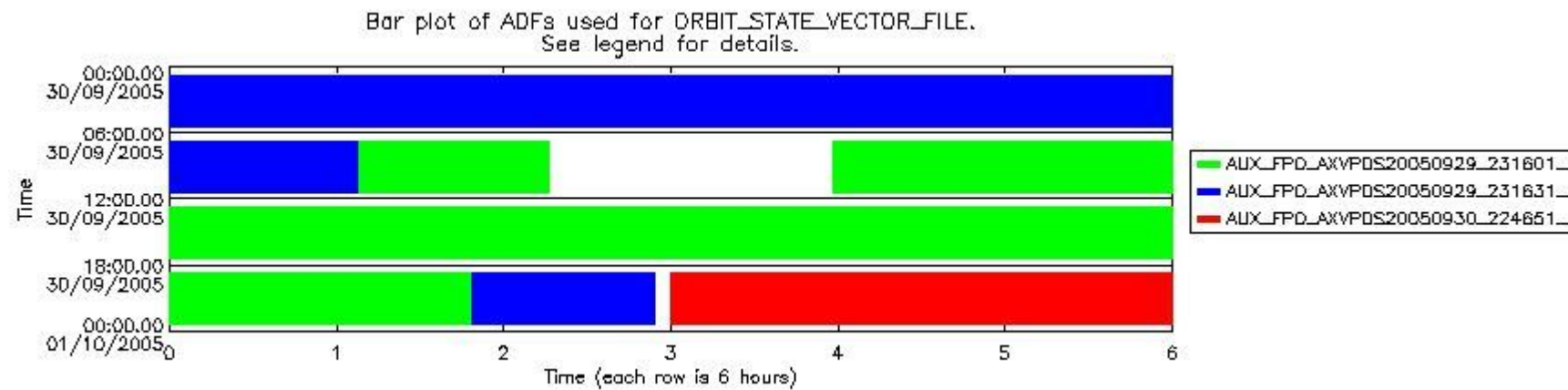
- A table showing which ADFs were used for processing (red values indicate that multiple ADFs of the same type were used)
- Various time line plots, one for each ADF, which show when which ADF was used.

If multiple ADFs of a single type were used, these are marked **red** in the table.

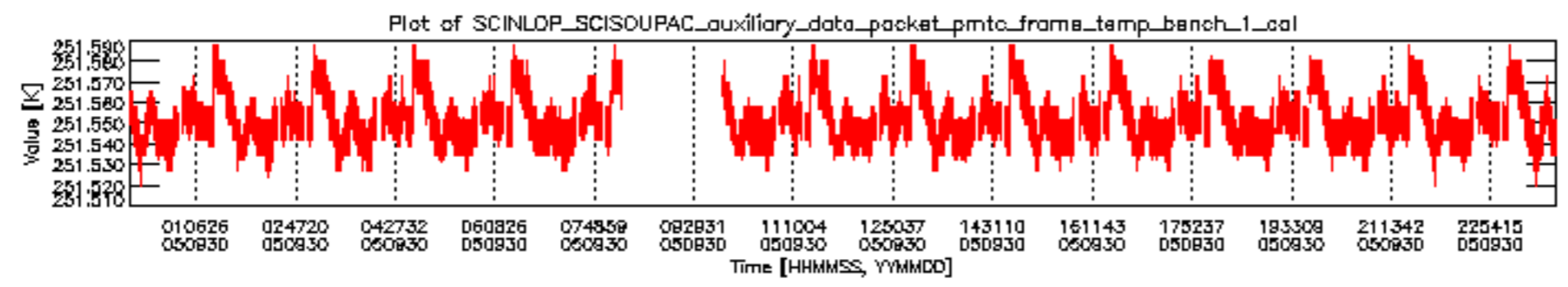
Number	ADF
	CNO (LEVEL_0_CONFIGURATION_FILE)
0	AUX_CNO_AXVPDS20020123_121901_20020101_000000_20200101_000000
	FPO (ORBIT_STATE_VECTOR_FILE)
1	AUX_FPO_AXVPDS20050929_231601_20050929_182407_20051009_213056
2	AUX_FPO_AXVPDS20050929_231631_20050929_182407_20051009_213056
3	AUX_FPO_AXVPDS20050930_224651_20050930_193306_20051010_205920

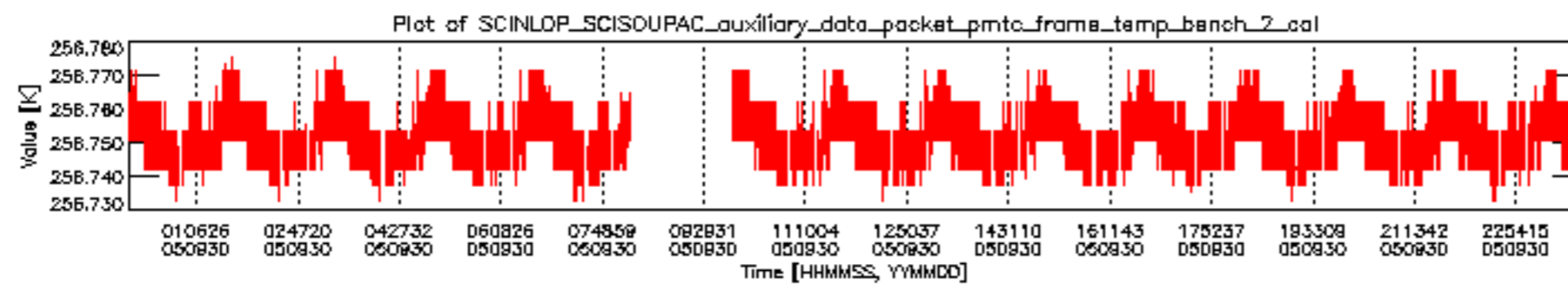


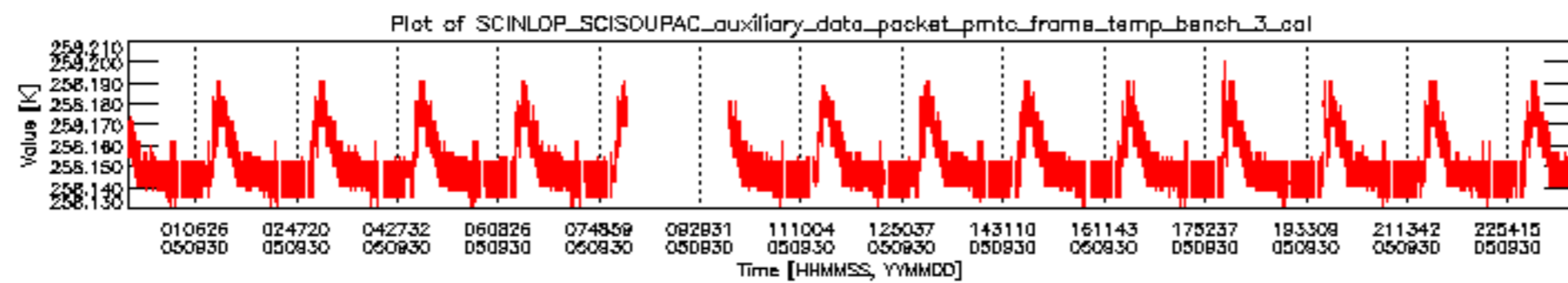
sciamachy_daily_report_level0_PFHS_5_34_N_20050930_5.PNG

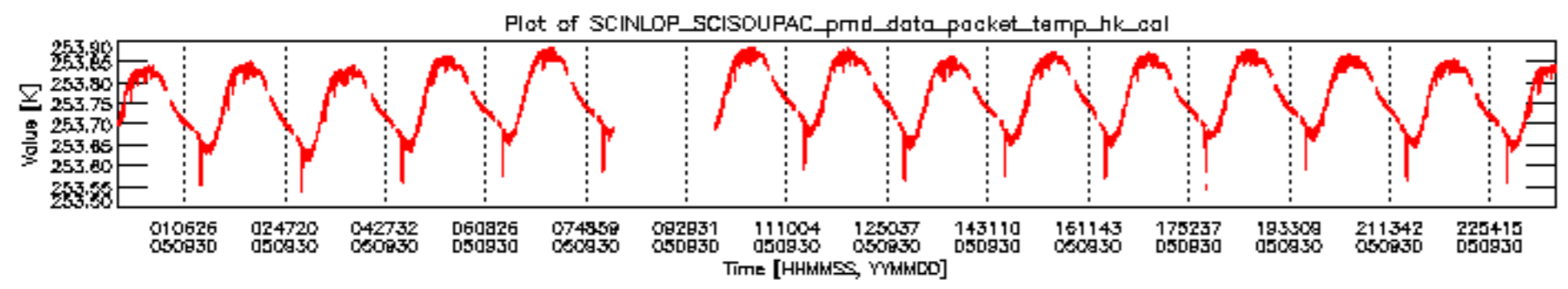


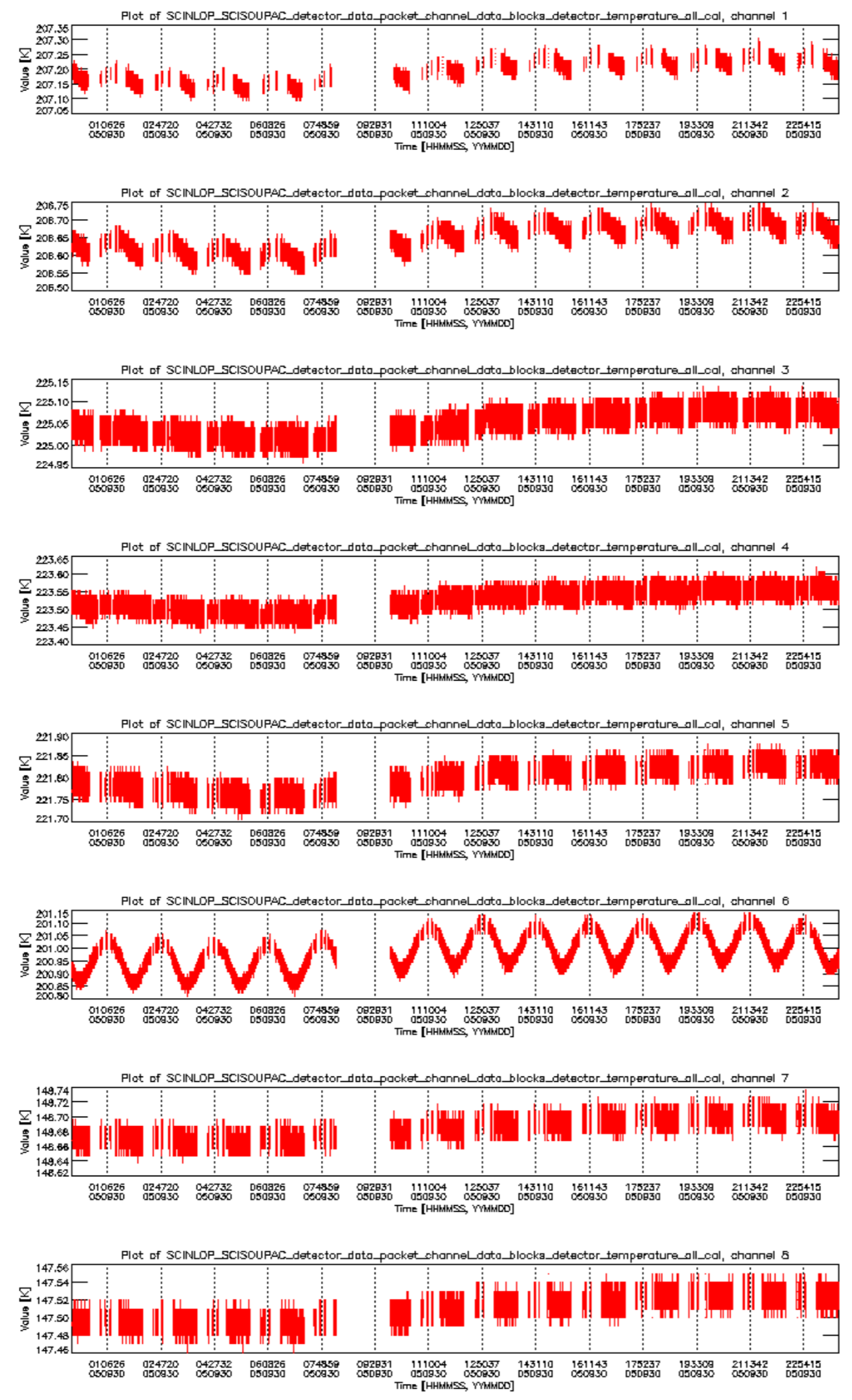
sciamachy_daily_report_level0_PFHS_5_34_N_20050930_6.PNG

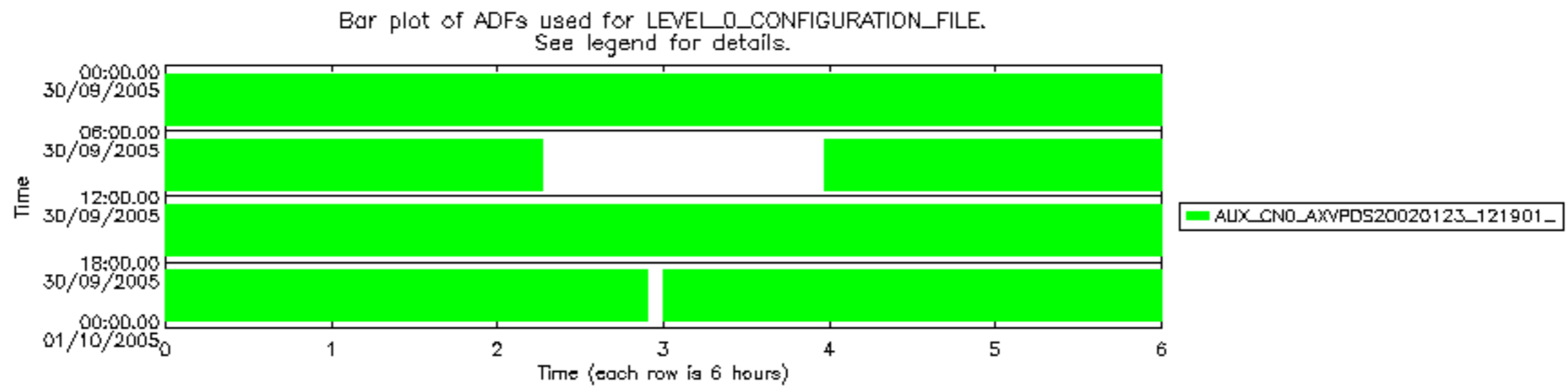












Bar plot of ADFs used for ORBIT_STATE_VECTOR_FILE.
See legend for details.

