

0. SCIAMACHY Daily Report for level 0 products

[0.1 General Info](#)

[0.2 Product Quality Indicators](#)

[0.3 ADF monitoring](#)

0.1 General Info

This report contains a daily analysis on parameters extracted from SCIAMACHY level 0 data (The SCI_NL__0P product).

0.1.1 Report summary

The table below shows general characteristics of the data that are included into this report.

Item	Value
Report version	vdraft_20050403
Time of report generation	03OCT2005 02:47:58
Data source version	PFHS/5.34-N
Processing scope for products	29SEP2005 00:00:00 to 30SEP2005 00:00:00
Start time of first product within scope	28SEP2005 23:45:49
Stop time of last product within scope	30SEP2005 00:54:58
Total number of level 0 products	14
Number of level 0 products with errors	14

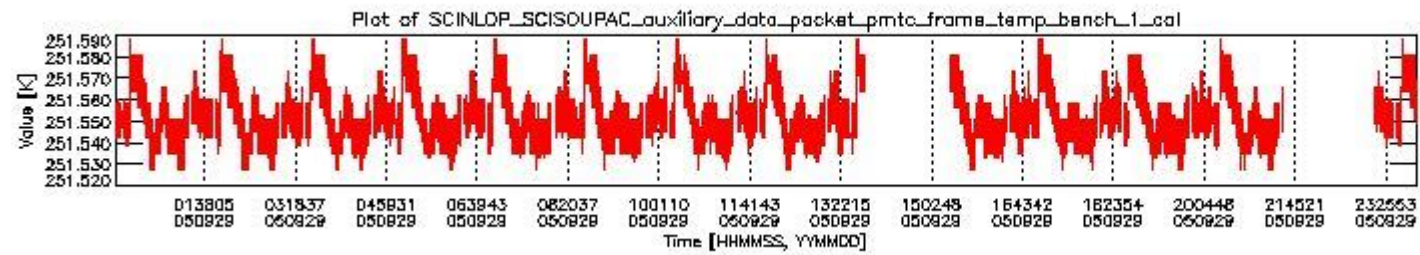
0.1.2 Summary per product

The following table shows a summary for each product used in this report.

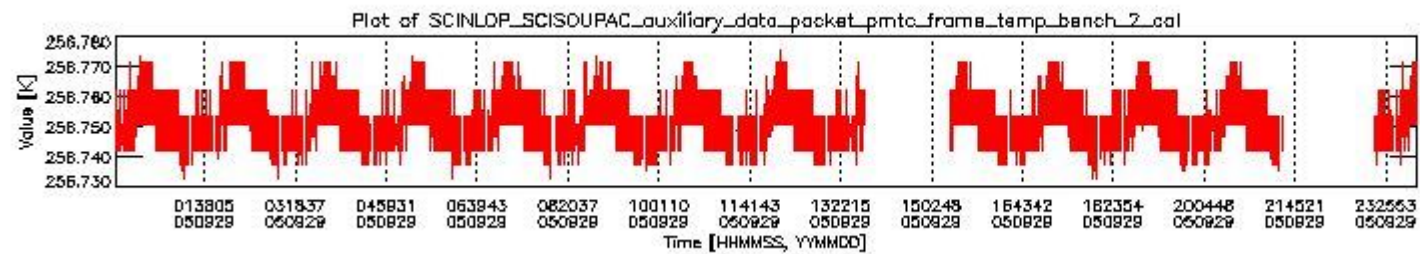
#	Product name	Start time	Stop time	Prod err	ISP err sign	ISP miss sign	ISP disc sign	rs sign
0	SCI_NL__0PNPDE20050928_234549_000059912041_00130_18721_0548.N1	28SEP2005 23:45:49	29SEP2005 01:25:40	1	0	1	0	0
1	SCI_NL__0PNPDE20050929_012457_000043332041_00131_18722_0549.N1	29SEP2005 01:24:57	29SEP2005 02:37:10	1	0	1	0	0
2	SCI_NL__0PNPDE20050929_023710_000061482041_00132_18723_0550.N1	29SEP2005 02:37:10	29SEP2005 04:19:38	1	0	1	0	0
3	SCI_NL__0PNPDE20050929_041842_000060362041_00133_18724_0551.N1	29SEP2005 04:18:42	29SEP2005 05:59:19	1	0	1	0	0
4	SCI_NL__0PNPDK20050929_055919_000041702041_00134_18725_0670.N1	29SEP2005 05:59:19	29SEP2005 07:08:49	1	0	1	0	0
5	SCI_NL__0PNPDK20050929_070849_000061602041_00135_18726_0671.N1	29SEP2005 07:08:49	29SEP2005 08:51:30	1	0	1	0	0
6	SCI_NL__0PNPDK20050929_085034_000058992041_00136_18727_0672.N1	29SEP2005 08:50:34	29SEP2005 10:28:53	1	0	1	0	0
7	SCI_NL__0PNPDK20050929_102757_000060362041_00137_18728_0673.N1	29SEP2005 10:27:57	29SEP2005 12:08:34	1	0	1	0	0
8	SCI_NL__0PNPDK20050929_120629_000060922041_00138_18729_0674.N1	29SEP2005 12:06:29	29SEP2005 13:48:02	1	0	1	0	0
9	SCI_NL__0PNPDK20050929_152333_000059242041_00140_18731_0676.N1	29SEP2005 15:23:33	29SEP2005 17:02:18	1	0	1	0	0
10	SCI_NL__0PNPDK20050929_165904_000061532041_00141_18732_0677.N1	29SEP2005 16:59:04	29SEP2005 18:41:38	1	0	1	0	0
11	SCI_NL__0PNPDK20050929_183941_000060362041_00142_18733_0678.N1	29SEP2005 18:39:41	29SEP2005 20:20:17	1	0	1	0	0
12	SCI_NL__0PNPDE20050929_201921_000043732041_00143_18734_0552.N1	29SEP2005 20:19:21	29SEP2005 21:32:14	1	0	1	0	0
13	SCI_NL__0PNPDE20050929_231335_000060822041_00144_18735_0554.N1	29SEP2005 23:13:35	30SEP2005 00:54:58	1	0	1	0	0

0.2 Product Quality Indicators

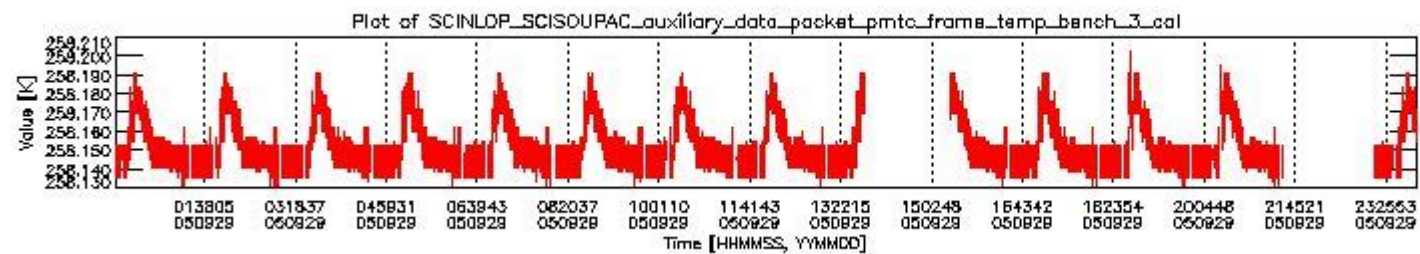
This section shows information about product quality, currently temperatures.



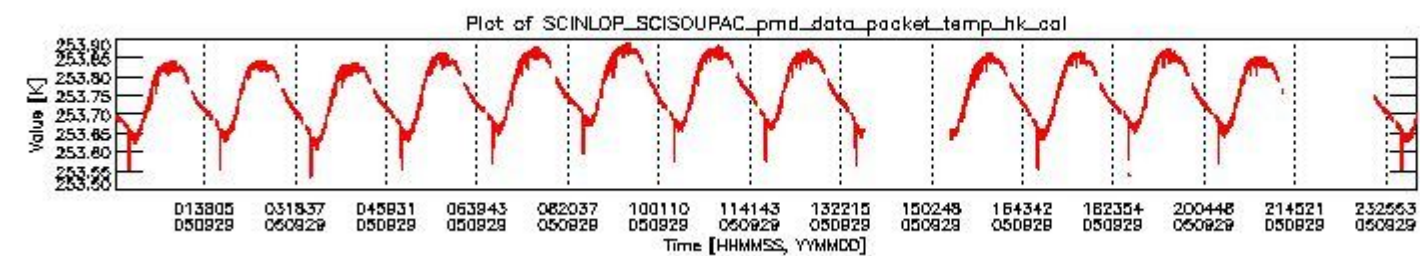
sciamachy_daily_report_level0_PFHS_5_34_N_20050929_0.PNG



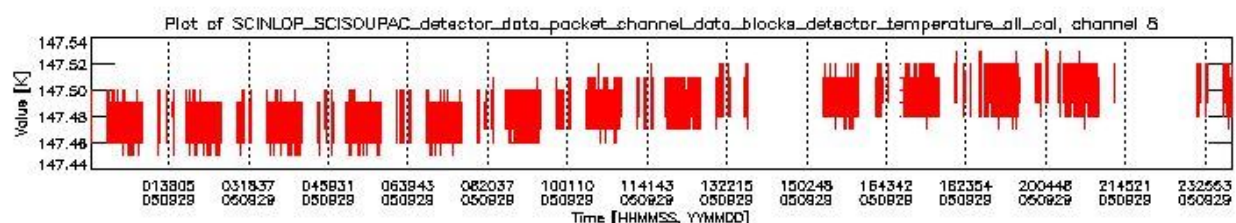
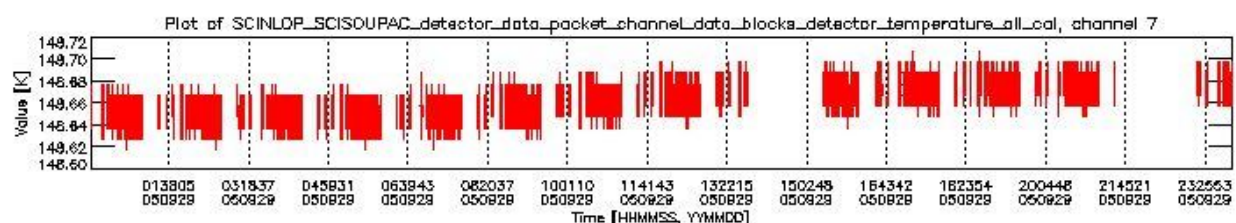
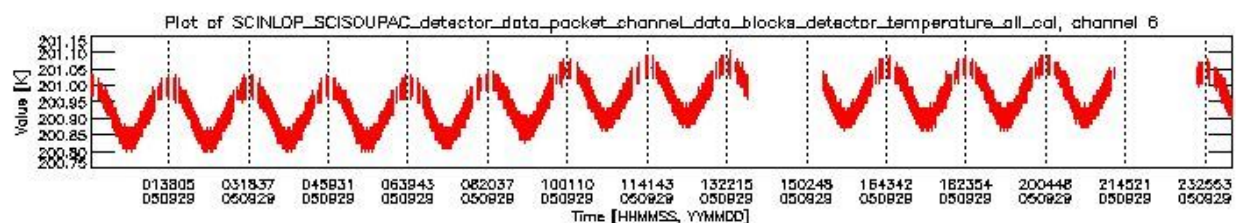
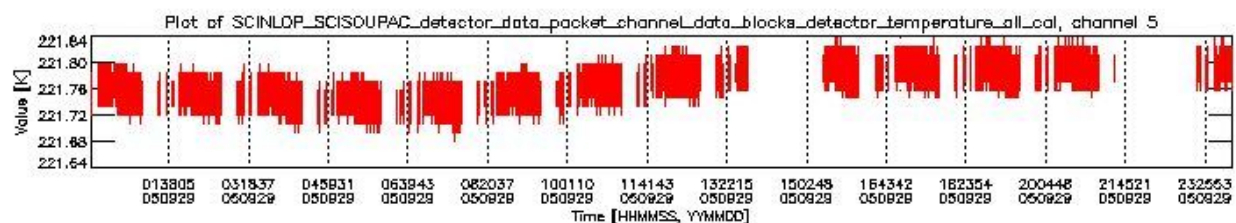
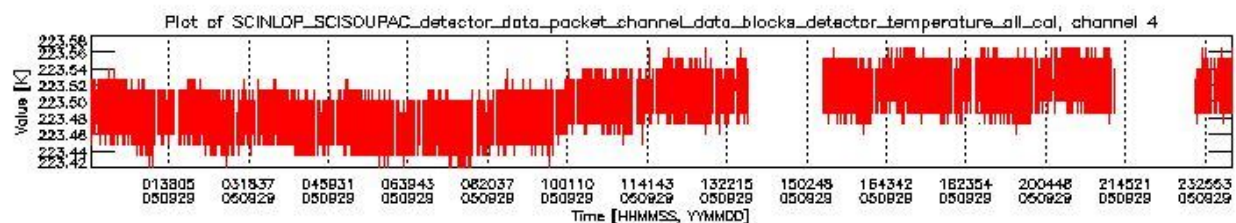
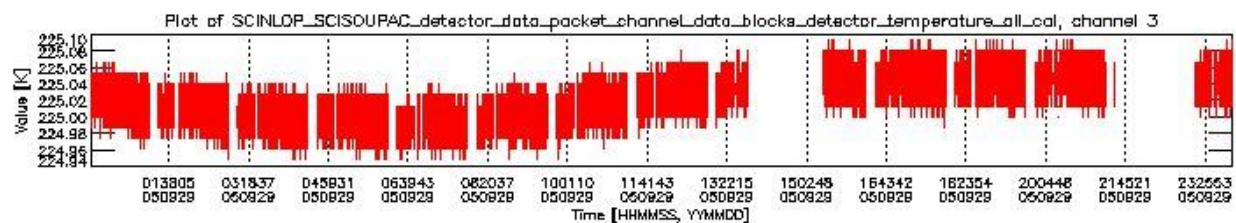
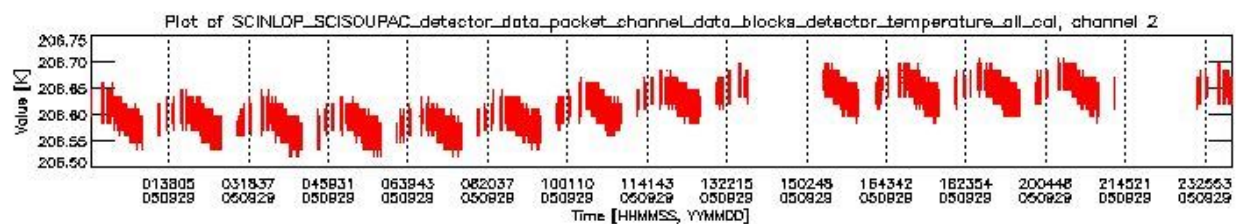
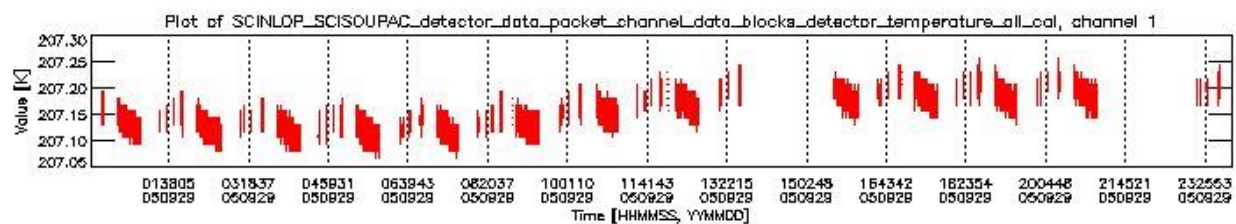
sciamachy_daily_report_level0_PFHS_5_34_N_20050929_1.PNG



sciamachy_daily_report_level0_PFHS_5_34_N_20050929_2.PNG



sciamachy_daily_report_level0_PFHS_5_34_N_20050929_3.PNG



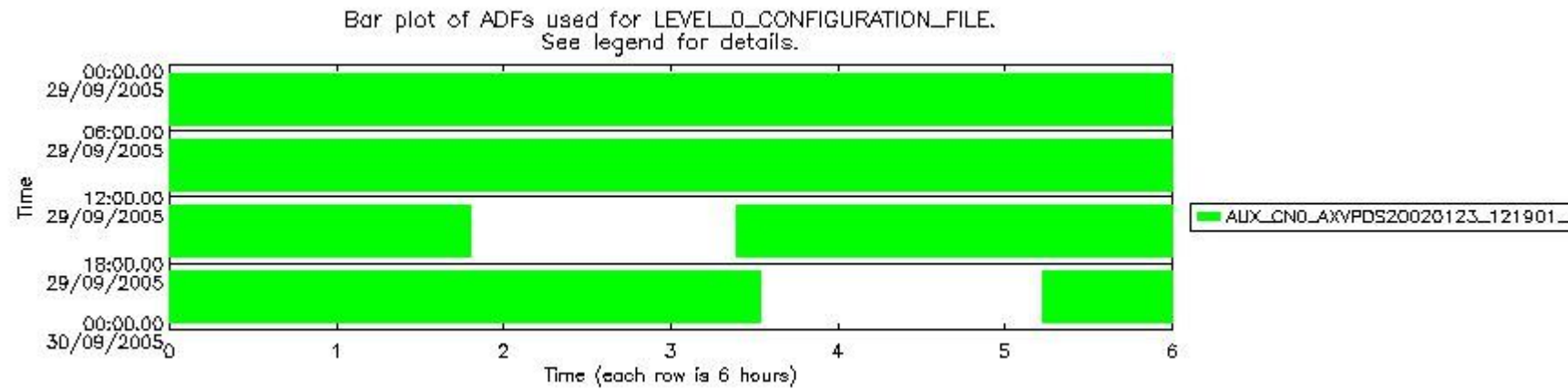
0.3 ADF monitoring

This section shows the (variation in) ADFs used for each of the products. It consists of:

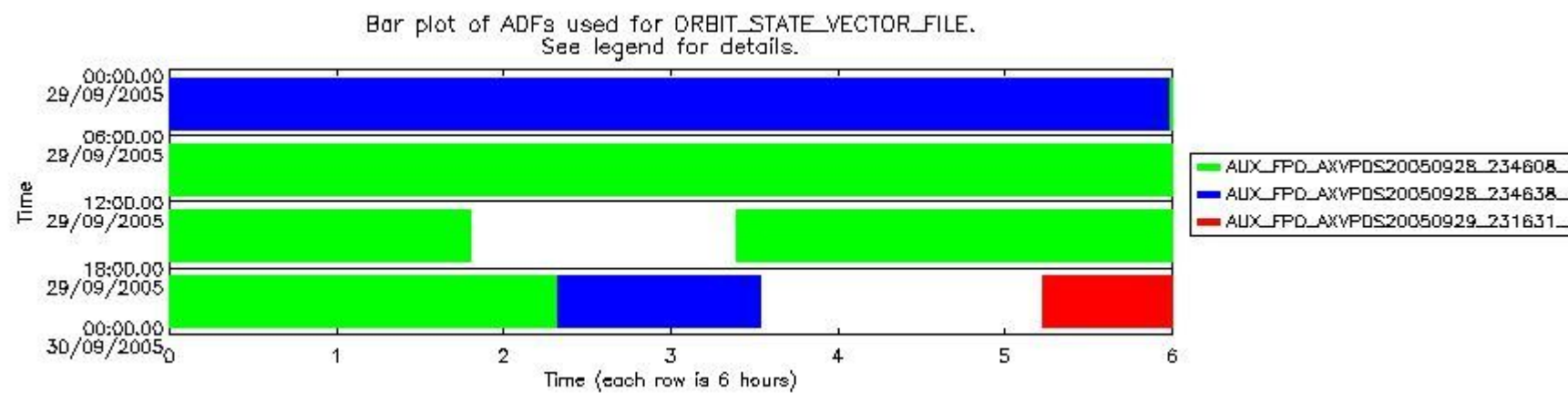
- A table showing which ADFs were used for processing (red values indicate that multiple ADFs of the same type were used)
- Various time line plots, one for each ADF, which show when which ADF was used.

If multiple ADFs of a single type were used, these are marked **red** in the table.

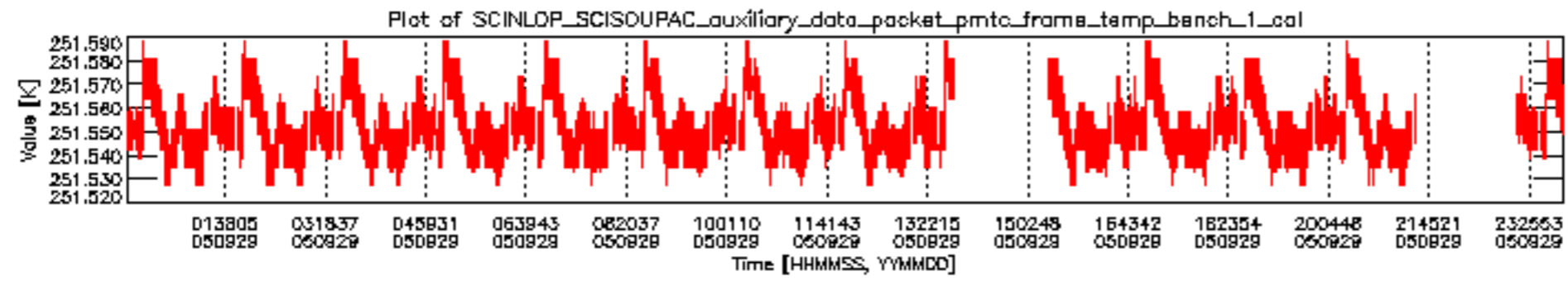
Number	ADF
	CNO (LEVEL_0_CONFIGURATION_FILE)
0	AUX_CNO_AXVPDS20020123_121901_20020101_000000_20200101_000000
	FPO (ORBIT_STATE_VECTOR_FILE)
1	AUX_FPO_AXVPDS20050928_234608_20050928_185544_20051008_202157
2	AUX_FPO_AXVPDS20050928_234638_20050928_185544_20051008_202157
3	AUX_FPO_AXVPDS20050929_231631_20050929_182407_20051009_213056

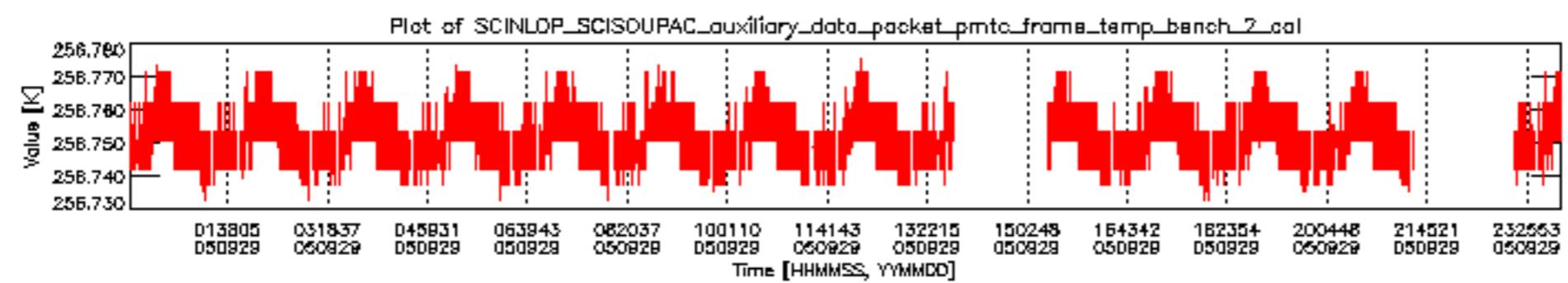


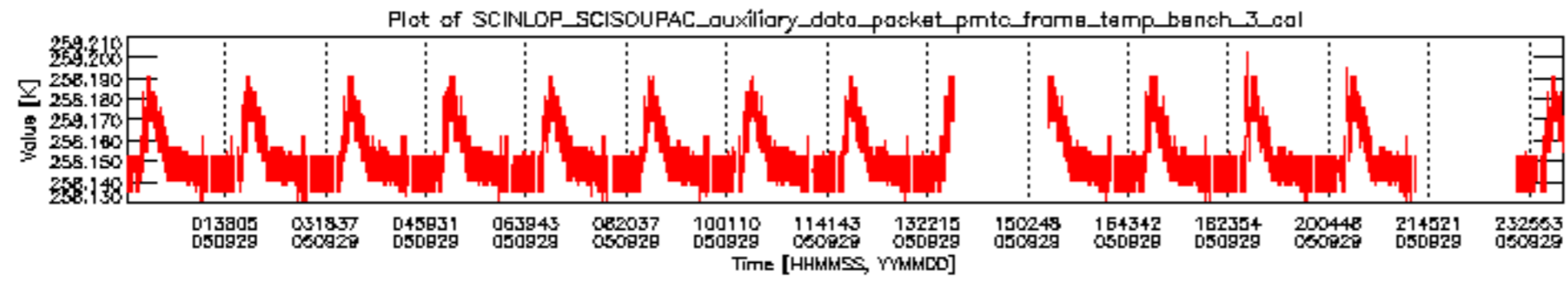
sciamachy_daily_report_level0_PFHS_5_34_N_20050929_5.PNG

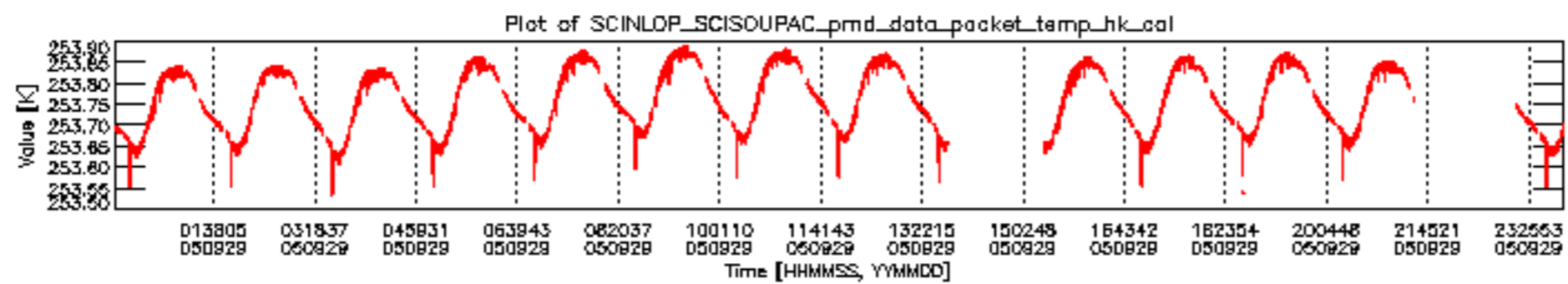


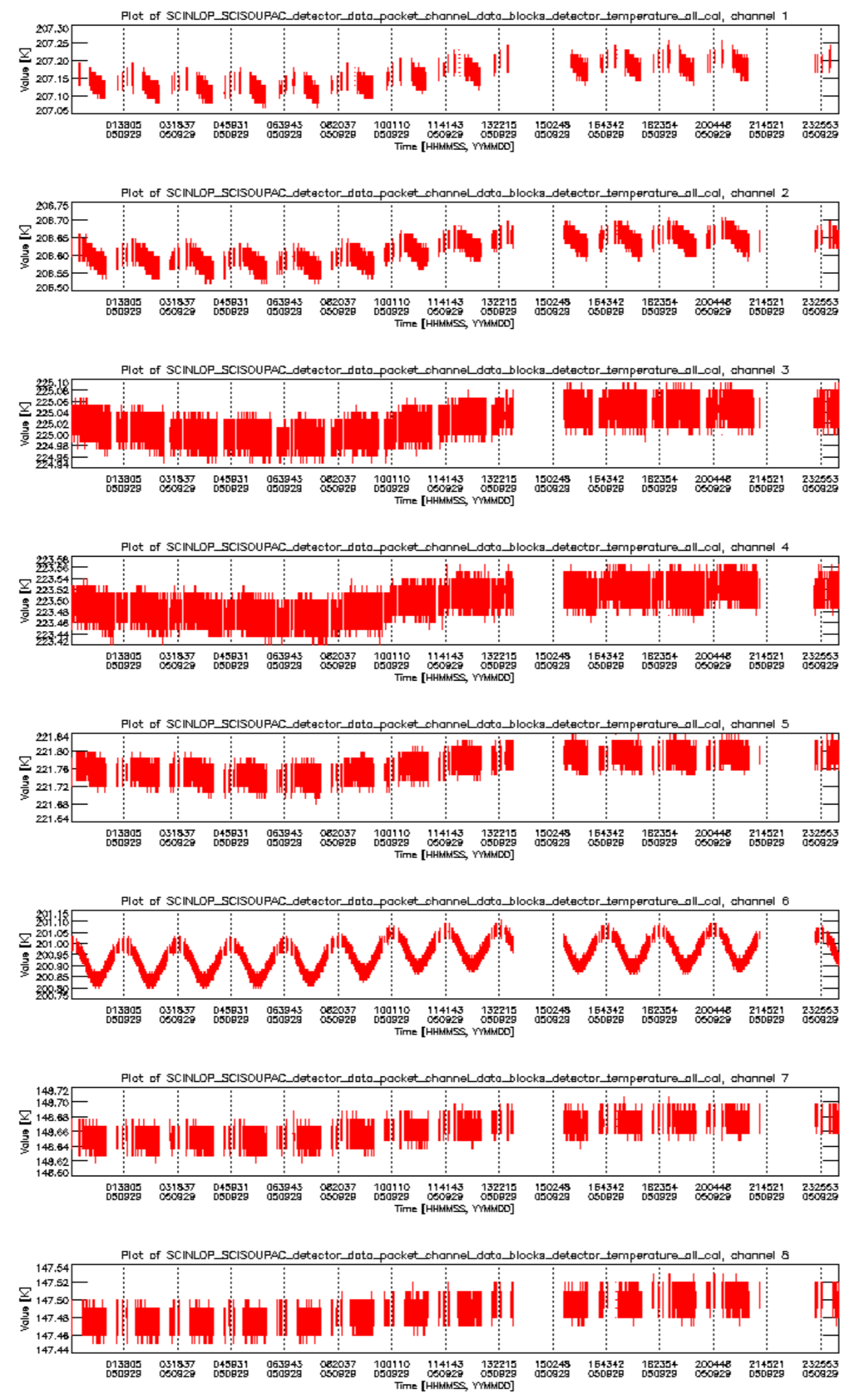
sciamachy_daily_report_level0_PFHS_5_34_N_20050929_6.PNG

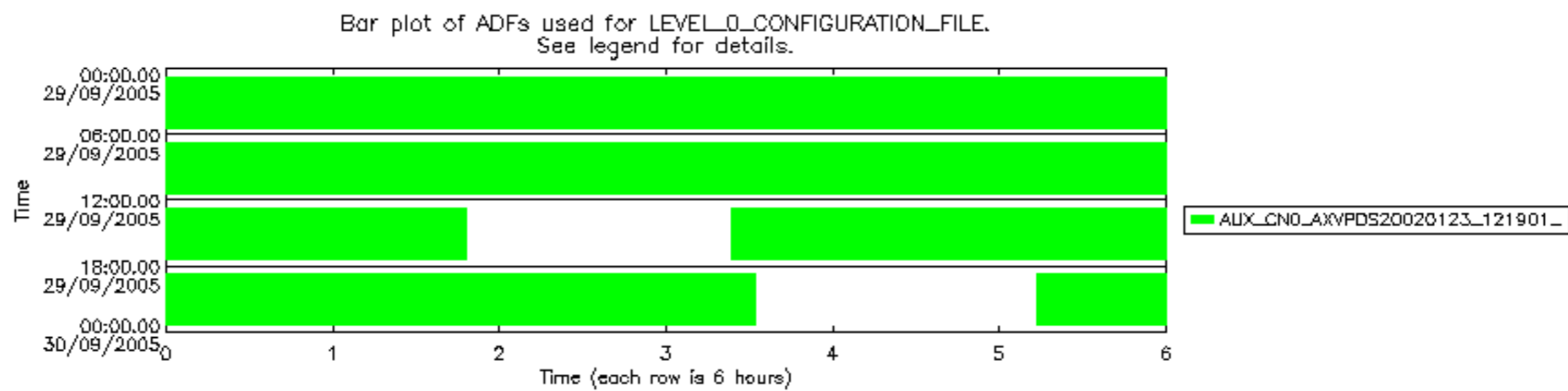












Bar plot of ADFs used for ORBIT_STATE_VECTOR_FILE.
See legend for details.

