

0. SCIAMACHY Daily Report for level 0 products

[0.1 General Info](#)

[0.2 Product Quality Indicators](#)

[0.3 ADF monitoring](#)

0.1 General Info

This report contains a daily analysis on parameters extracted from SCIAMACHY level 0 data (The SCI_NL__0P product).

0.1.1 Report summary

The table below shows general characteristics of the data that are included into this report.

Item	Value
Report version	vdraft_20050403
Time of report generation	01OCT2005 04:35:44
Data source version	PFHS/5.34-N
Processing scope for products	27SEP2005 00:00:00 to 28SEP2005 00:00:00
Start time of first product within scope	26SEP2005 23:07:27
Stop time of last product within scope	28SEP2005 00:18:46
Total number of level 0 products	14
Number of level 0 products with errors	14

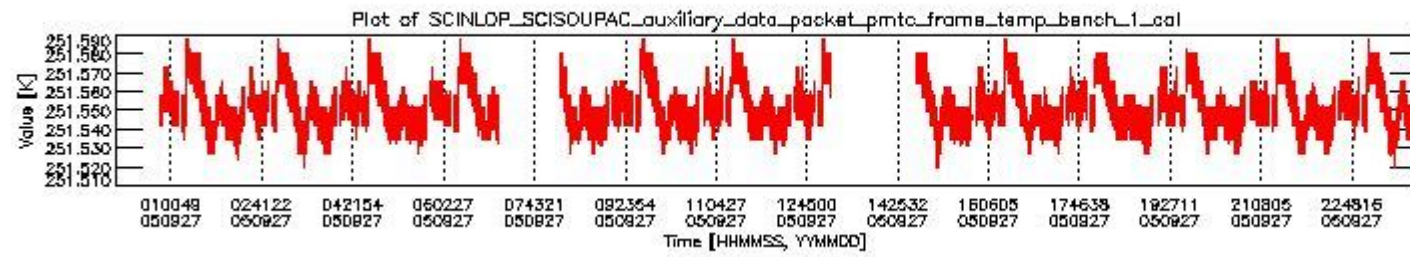
0.1.2 Summary per product

The following table shows a summary for each product used in this report.

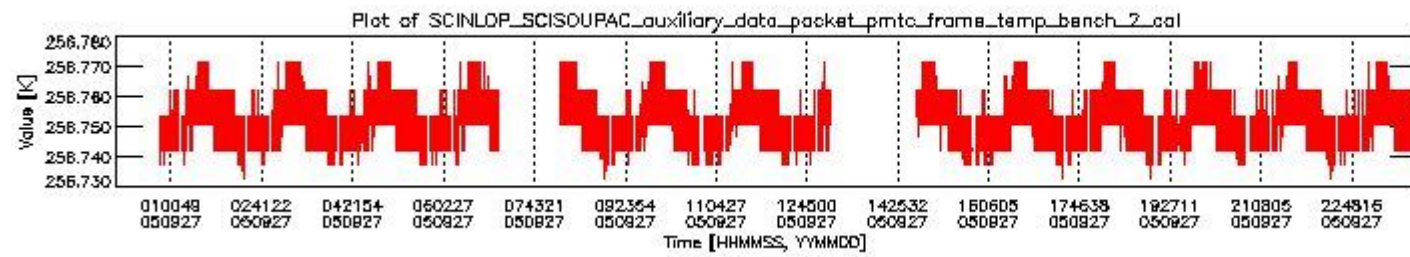
#	Product name	Start time	Stop time	Prod err	ISP err sign	ISP miss sign	ISP disc sign	rs sign
0	SCI_NL__0PNPDE20050926_230727_000061682041_00101_18692_0525.N1	26SEP2005 23:07:27	27SEP2005 00:50:16	1	0	1	0	0
1	SCI_NL__0PNPDE20050927_004932_000054952041_00102_18693_0526.N1	27SEP2005 00:49:32	27SEP2005 02:21:08	1	0	1	0	0
2	SCI_NL__0PNPDE20050927_022713_000043762041_00103_18694_0527.N1	27SEP2005 02:27:13	27SEP2005 03:40:09	1	0	1	0	0
3	SCI_NL__0PNPDE20050927_033901_000062292041_00104_18695_0528.N1	27SEP2005 03:39:01	27SEP2005 05:22:50	1	0	1	0	0
4	SCI_NL__0PNPDE20050927_052142_000061052041_00105_18696_0529.N1	27SEP2005 05:21:42	27SEP2005 07:03:27	1	0	1	0	0
5	SCI_NL__0PNPDK20050927_081040_000061042041_00107_18698_0652.N1	27SEP2005 08:10:40	27SEP2005 09:52:25	1	0	1	0	0
6	SCI_NL__0PNPDK20050927_095129_000060922041_00108_18699_0653.N1	27SEP2005 09:51:29	27SEP2005 11:33:01	1	0	1	0	0
7	SCI_NL__0PNPDK20050927_113152_000059802041_00109_18700_0654.N1	27SEP2005 11:31:52	27SEP2005 13:11:33	1	0	1	0	0
8	SCI_NL__0PNPDK20050927_144652_000058132041_00111_18702_0656.N1	27SEP2005 14:46:52	27SEP2005 16:23:45	1	0	1	0	0
9	SCI_NL__0PNPDK20050927_162127_000061162041_00112_18703_0657.N1	27SEP2005 16:21:27	27SEP2005 18:03:23	1	0	1	0	0
10	SCI_NL__0PNPDK20050927_180204_000060362041_00113_18704_0658.N1	27SEP2005 18:02:04	27SEP2005 19:42:40	1	0	1	0	0
11	SCI_NL__0PNPDE20050927_194240_000039412041_00114_18705_0533.N1	27SEP2005 19:42:40	27SEP2005 20:48:22	1	0	1	0	0
12	SCI_NL__0PNPDE20050927_205437_000061602041_00114_18705_0534.N1	27SEP2005 20:54:37	27SEP2005 22:37:18	1	0	1	0	0
13	SCI_NL__0PNPDE20050927_223645_000061212041_00115_18706_0535.N1	27SEP2005 22:36:45	28SEP2005 00:18:46	1	0	1	0	0

0.2 Product Quality Indicators

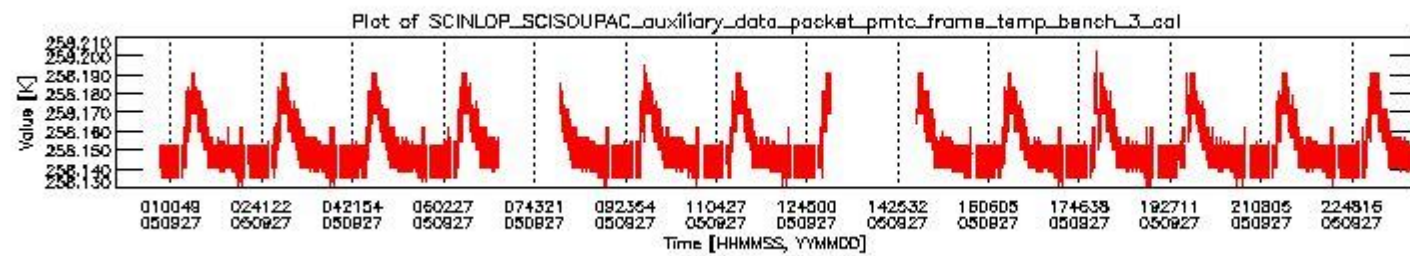
This section shows information about product quality, currently temperatures.



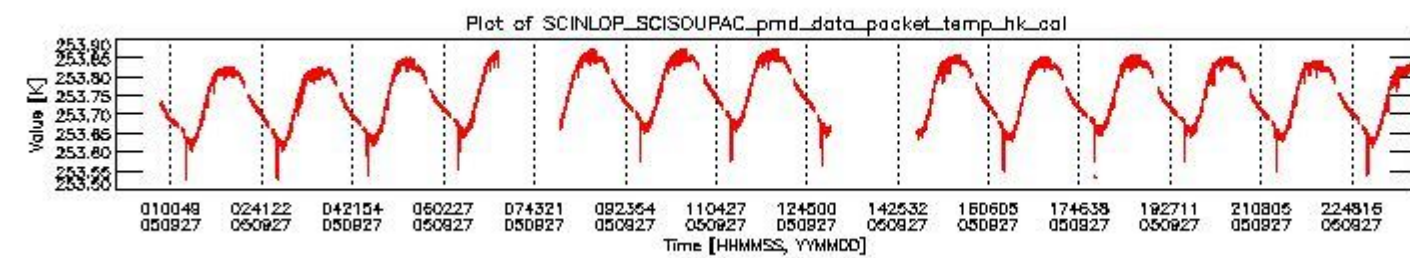
sciamachy_daily_report_level0_PFHS_5_34_N_20050927_0.PNG



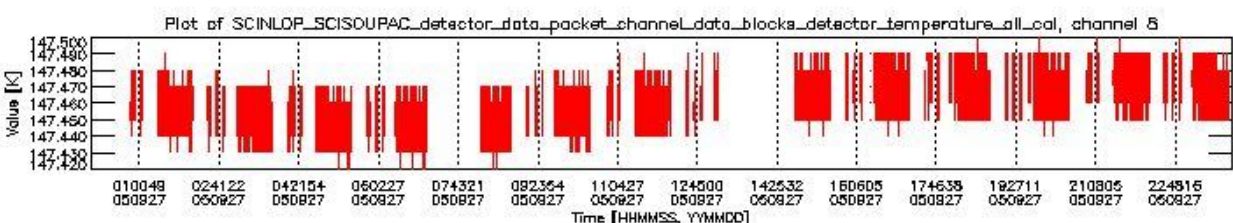
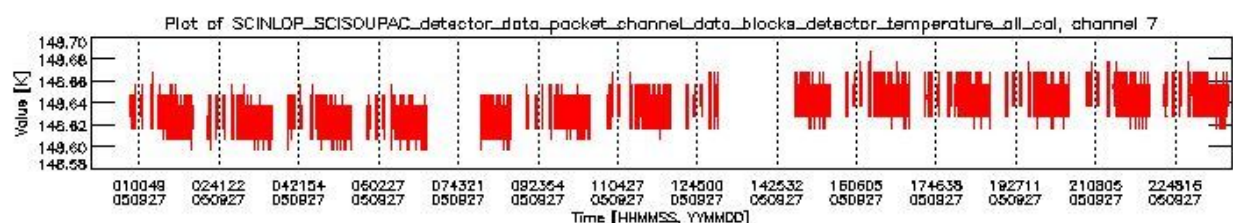
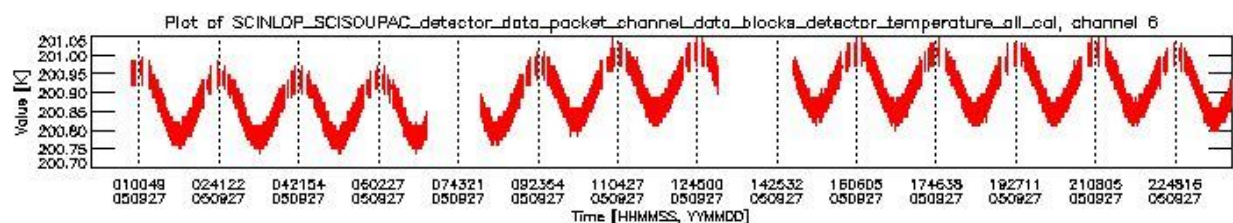
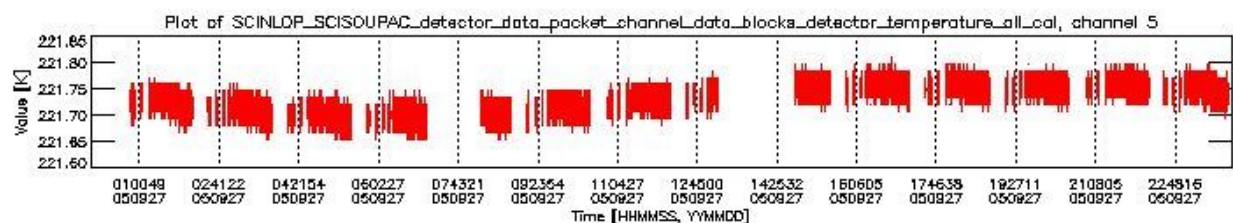
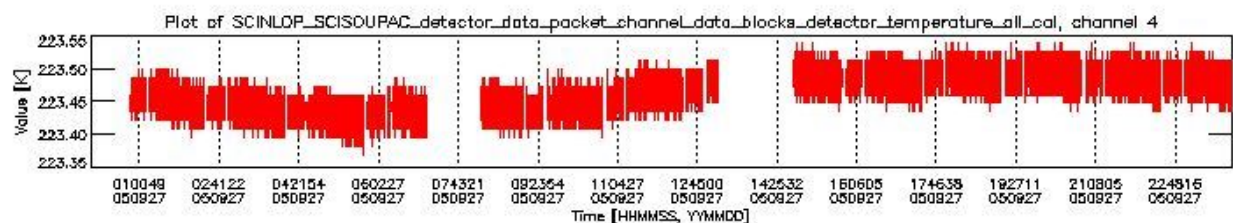
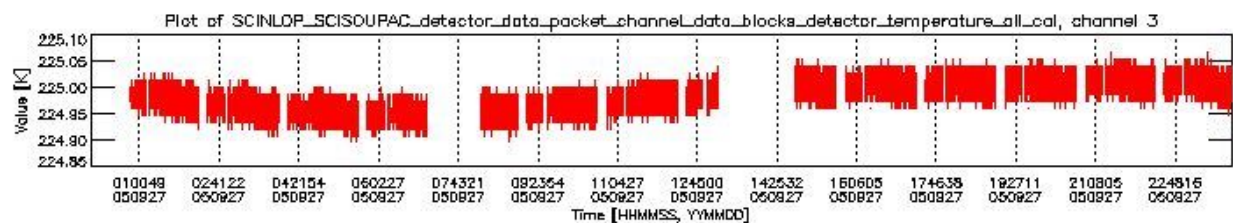
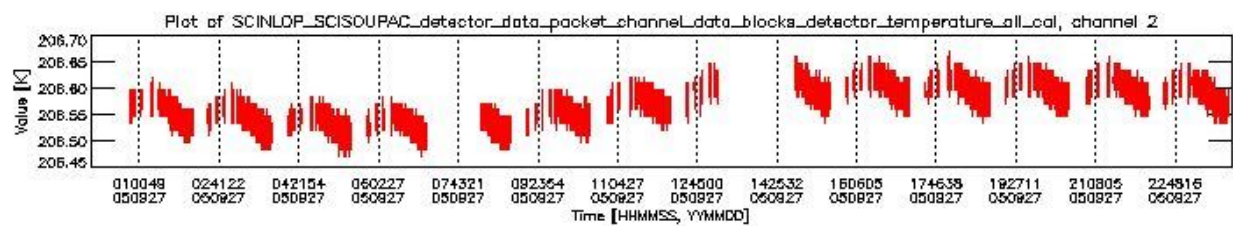
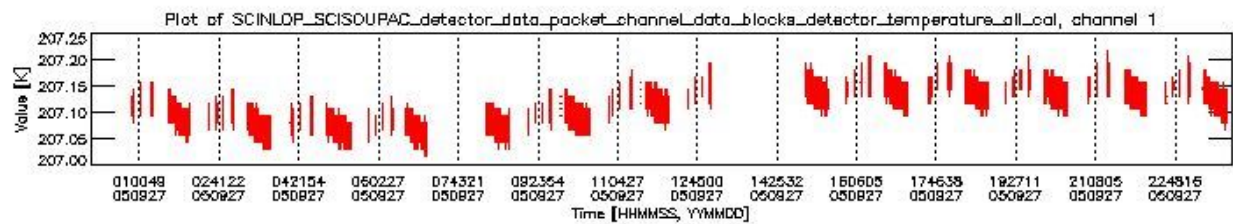
sciamachy_daily_report_level0_PFHS_5_34_N_20050927_1.PNG



sciamachy_daily_report_level0_PFHS_5_34_N_20050927_2.PNG



sciamachy_daily_report_level0_PFHS_5_34_N_20050927_3.PNG



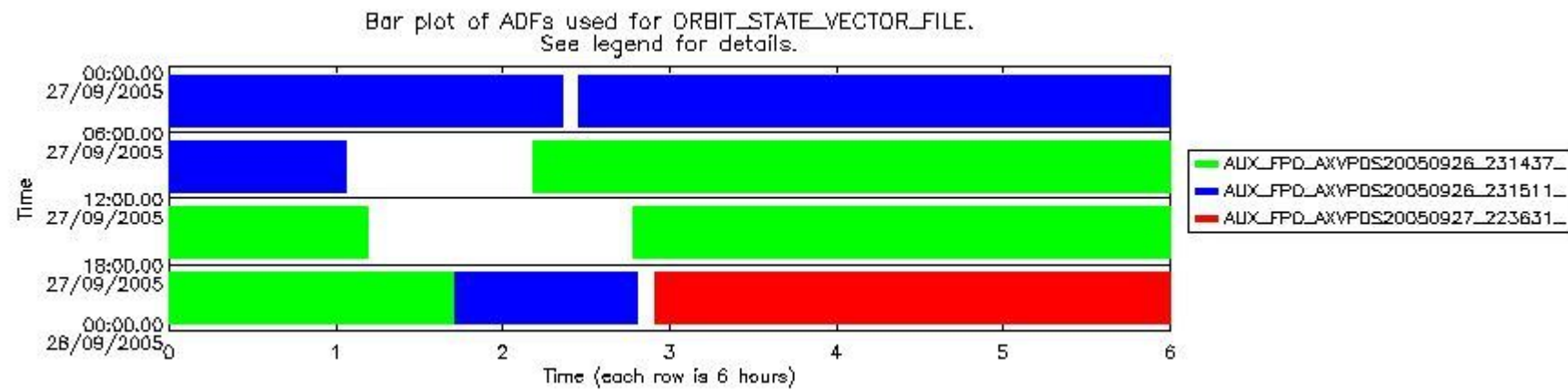
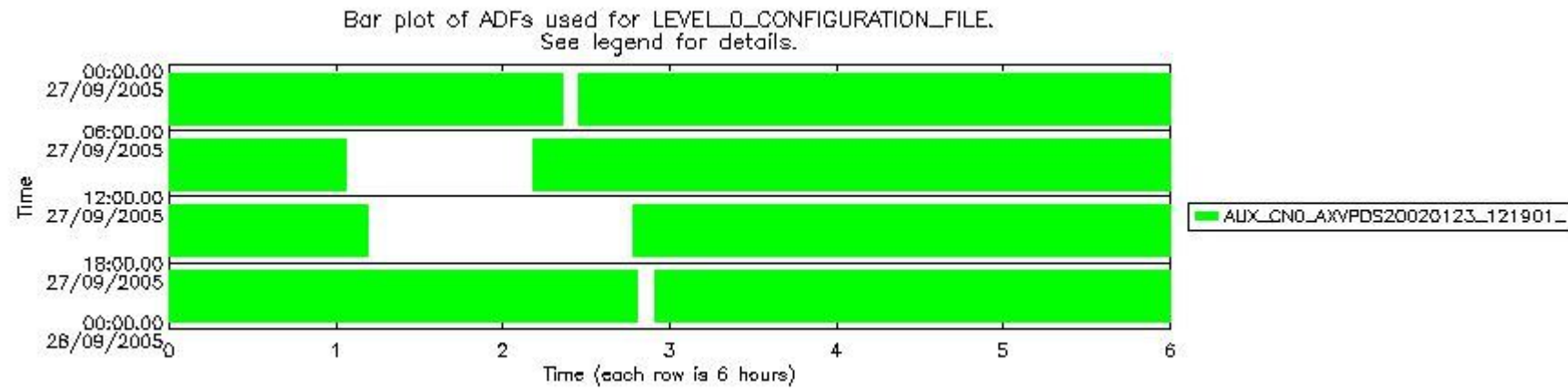
0.3 ADF monitoring

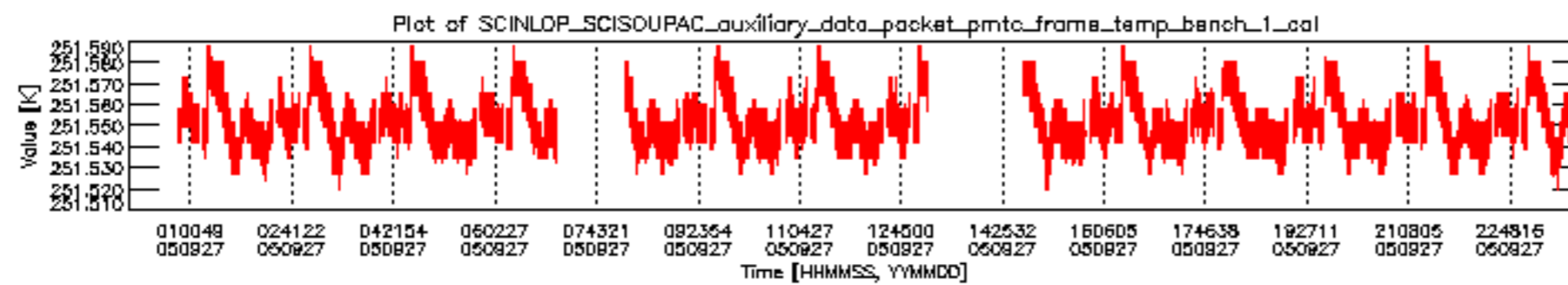
This section shows the (variation in) ADFs used for each of the products. It consists of:

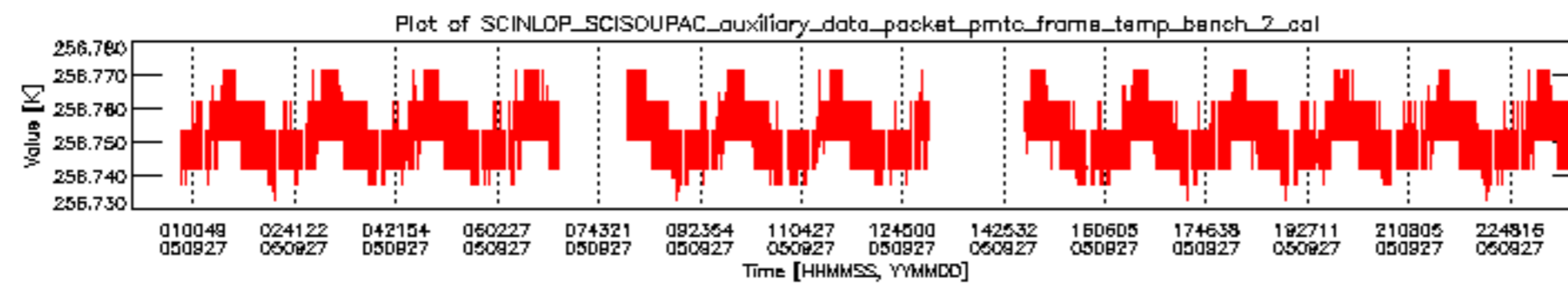
- A table showing which ADFs were used for processing (red values indicate that multiple ADFs of the same type were used)
- Various time line plots, one for each ADF, which show when which ADF was used.

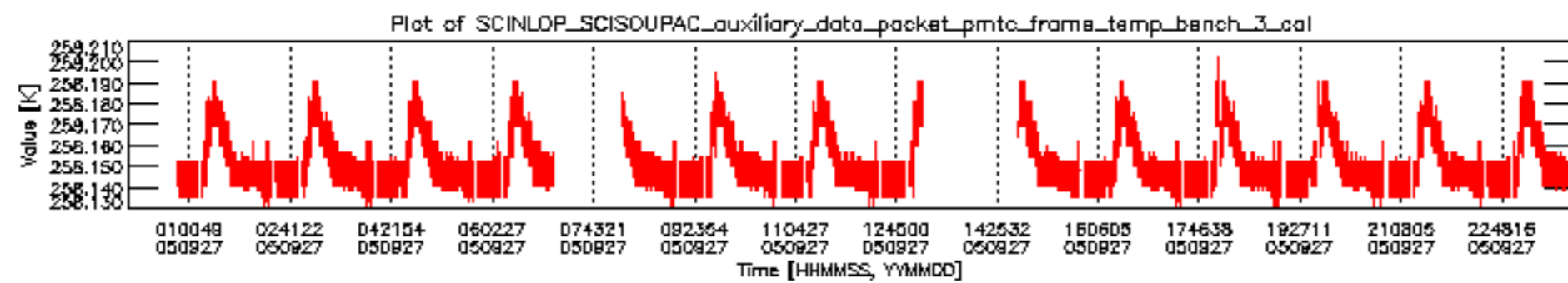
If multiple ADFs of a single type were used, these are marked **red** in the table.

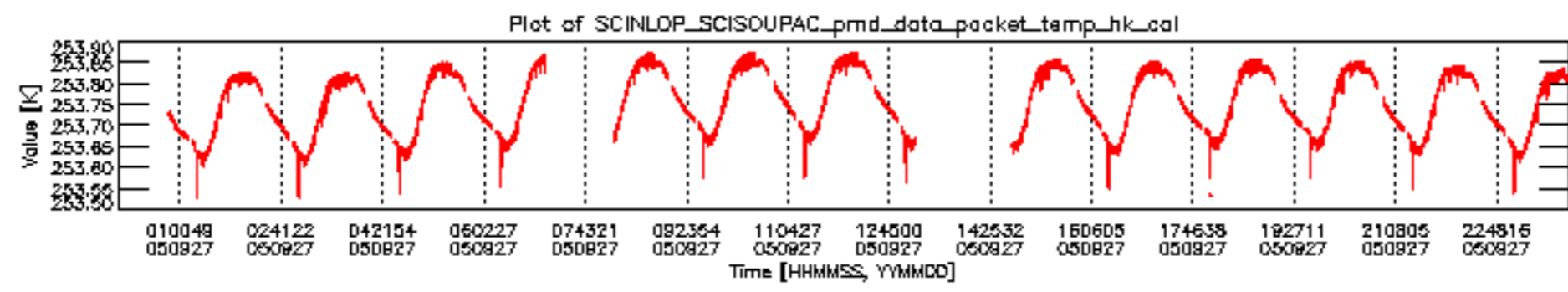
Number	ADF
	CNO (LEVEL_0_CONFIGURATION_FILE)
0	AUX_CNO_AXVPDS20020123_121901_20020101_000000_20200101_000000
	FPO (ORBIT_STATE_VECTOR_FILE)
1	AUX_FPO_AXVPDS20050926_231437_20050926_195858_20051006_212511
2	AUX_FPO_AXVPDS20050926_231511_20050926_195858_20051006_212511
3	AUX_FPO_AXVPDS20050927_223631_20050927_192721_20051007_205334

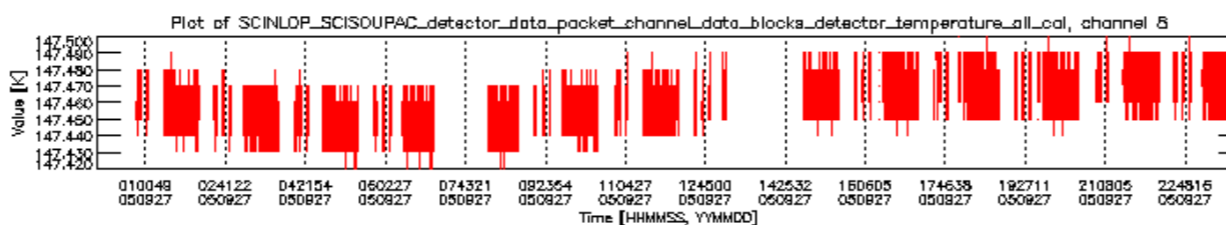
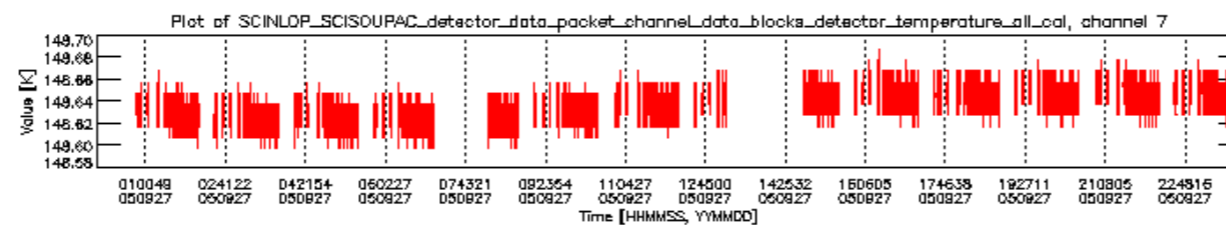
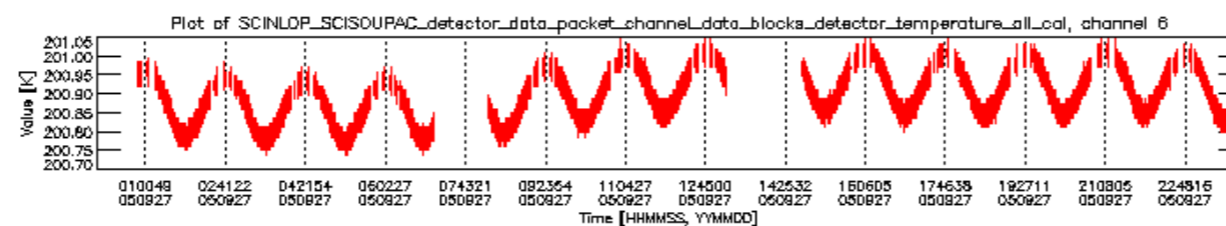
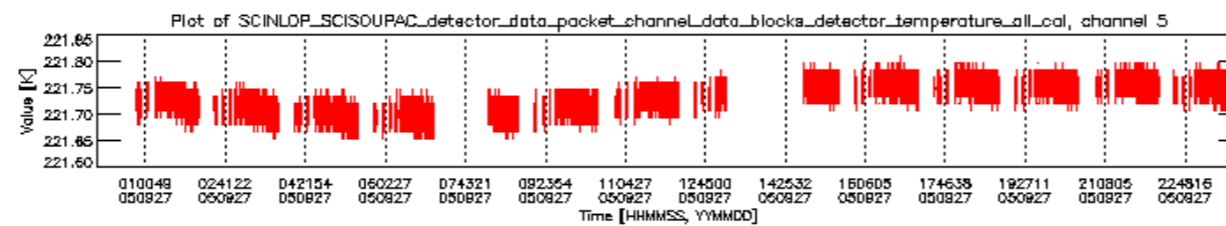
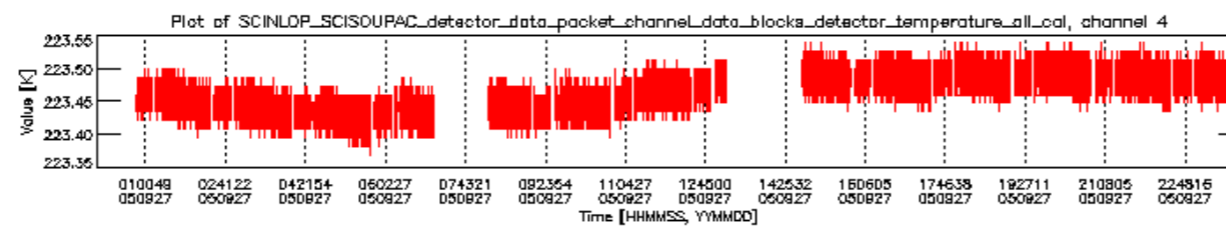
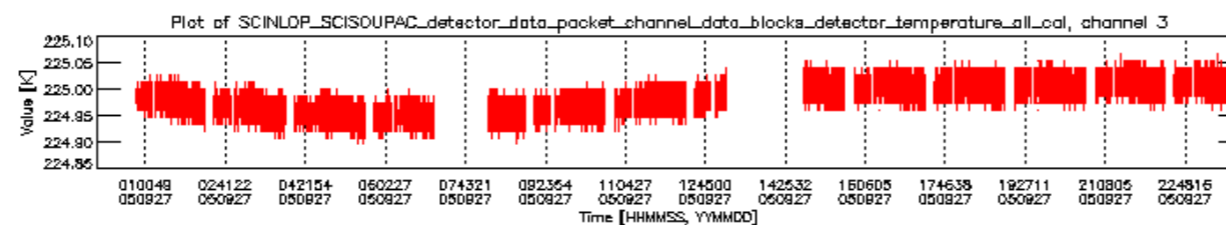
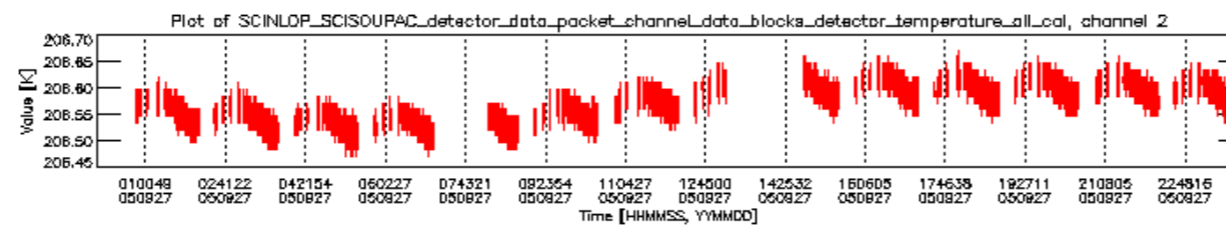
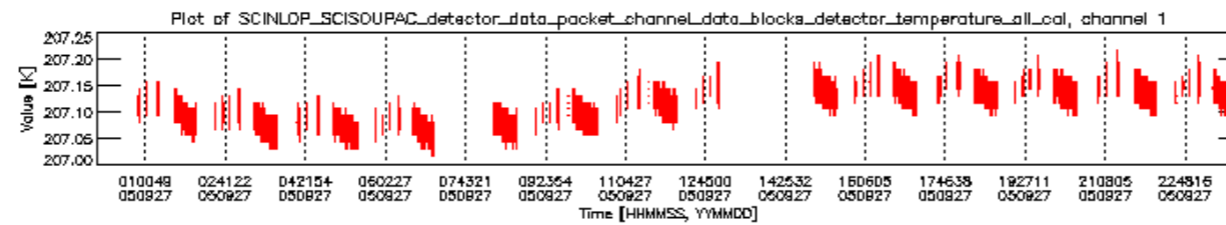


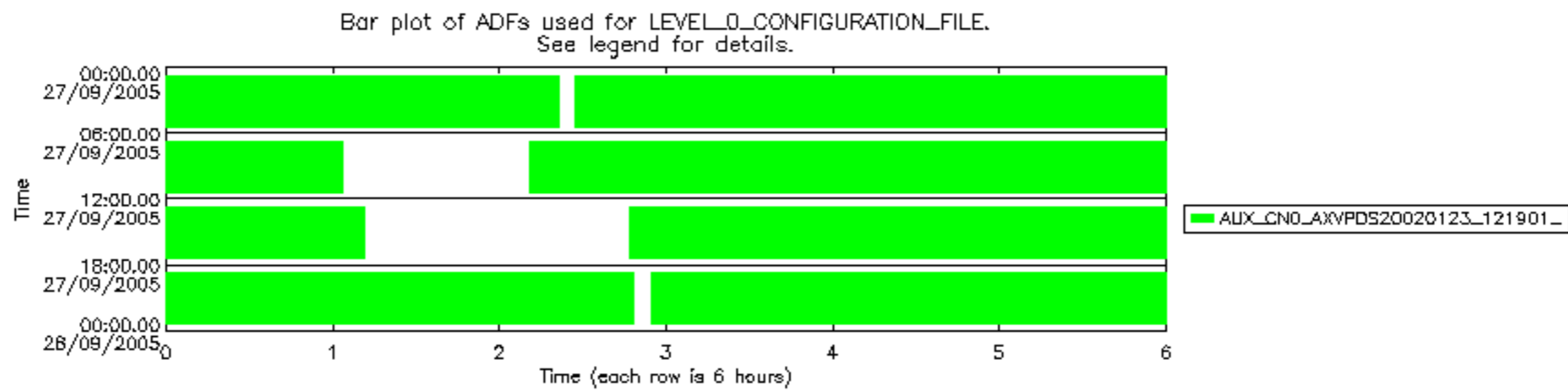












Bar plot of ADFs used for ORBIT_STATE_VECTOR_FILE.
See legend for details.

