

## 0. SCIAMACHY Daily Report for level 0 products

### [0.1 General Info](#)

### [0.2 Product Quality Indicators](#)

### [0.3 ADF monitoring](#)

## 0.1 General Info

This report contains a daily analysis on parameters extracted from SCIAMACHY level 0 data (The SCI\_NL\_\_0P product).

### 0.1.1 Report summary

The table below shows general characteristics of the data that are included into this report.

Item	Value
Report version	vdraft_20050403
Time of report generation	30SEP2005 03:24:39
Data source version	PFHS/5.34-N
Processing scope for products	26SEP2005 00:00:00 to 27SEP2005 00:00:00
Start time of first product within scope	25SEP2005 23:38:13
Stop time of last product within scope	27SEP2005 00:50:16
Total number of level 0 products	16
Number of level 0 products with errors	16

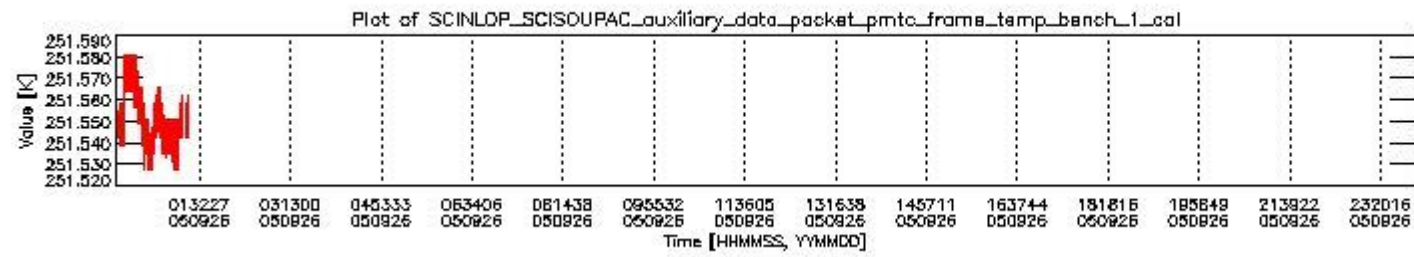
### 0.1.2 Summary per product

The following table shows a summary for each product used in this report.


#	Product name	Start time	Stop time	Prod err	ISP err sign	ISP miss sign	ISP disc sign	rs sign
0	SCI_NL__0PNPDE20050925_233813_000061242041_00087_18678_0519.N1	25SEP2005 23:38:13	26SEP2005 01:20:18	1	0	1	0	0
1	SCI_NL__0PNPDE20050926_011934_000042752041_00088_18679_0520.N1	26SEP2005 01:19:34	26SEP2005 02:30:50	1	0	1	0	0
2	SCI_NL__0PNPDE20050926_023050_000061732041_00089_18680_0521.N1	26SEP2005 02:30:50	26SEP2005 04:13:43	1	0	1	0	0
3	SCI_NL__0PNPDE20050926_041235_000060362041_00090_18681_0522.N1	26SEP2005 04:12:35	26SEP2005 05:53:11	1	0	1	0	0
4	SCI_NL__0PNPDK20050926_055311_000041702041_00091_18682_0642.N1	26SEP2005 05:53:11	26SEP2005 07:02:41	1	1	1	0	0
5	SCI_NL__0PNPDK20050926_070145_000061482041_00092_18683_0643.N1	26SEP2005 07:01:45	26SEP2005 08:44:14	1	1	1	0	0
6	SCI_NL__0PNPDK20050926_084318_000060362041_00093_18684_0644.N1	26SEP2005 08:43:18	26SEP2005 10:23:54	1	1	1	0	0
7	SCI_NL__0PNPDK20050926_102258_000060232041_00094_18685_0645.N1	26SEP2005 10:22:58	26SEP2005 12:03:22	1	1	1	0	0
8	SCI_NL__0PNPDK20050926_120117_000059802041_00095_18686_0646.N1	26SEP2005 12:01:17	26SEP2005 13:40:58	1	1	1	0	0
9	SCI_NL__0PNPDK20050926_134002_000058992041_00096_18687_0647.N1	26SEP2005 13:40:02	26SEP2005 15:18:21	1	1	1	0	0
10	SCI_NL__0PNPDK20050926_151630_000060922041_00097_18688_0648.N1	26SEP2005 15:16:30	26SEP2005 16:58:02	1	0	1	0	0
11	SCI_NL__0PNPDK20050926_165515_000058982041_00098_18689_0649.N1	26SEP2005 16:55:15	26SEP2005 18:33:33	1	0	1	0	0
12	SCI_NL__0PNPDK20050926_183333_000061162041_00099_18690_0650.N1	26SEP2005 18:33:33	26SEP2005 20:15:29	1	0	1	0	0
13	SCI_NL__0PNPDE20050926_202453_000037622041_00100_18691_0523.N1	26SEP2005 20:24:53	26SEP2005 21:27:35	1	0	1	0	0
14	SCI_NL__0PNPDE20050926_212651_000061162041_00100_18691_0524.N1	26SEP2005 21:26:51	26SEP2005 23:08:48	1	0	1	0	0
15	SCI_NL__0PNPDE20050926_230727_000061682041_00101_18692_0525.N1	26SEP2005 23:07:27	27SEP2005 00:50:16	1	0	1	0	0

## 0.2 Product Quality Indicators


This section shows information about product quality, currently temperatures.




sciamachy\_daily\_report\_level0\_PFHS\_5\_34\_N\_20050926\_0.PNG



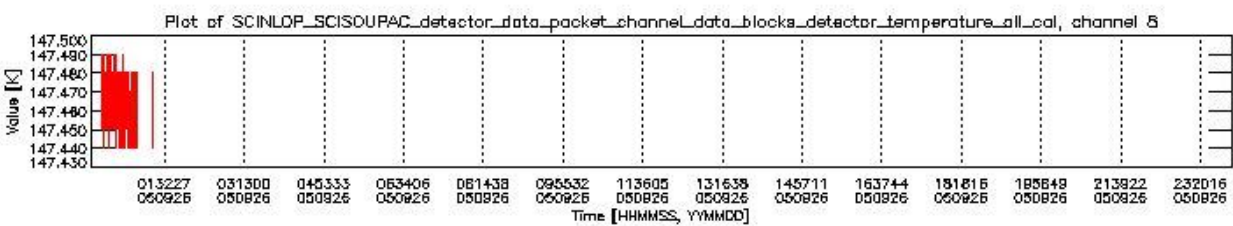
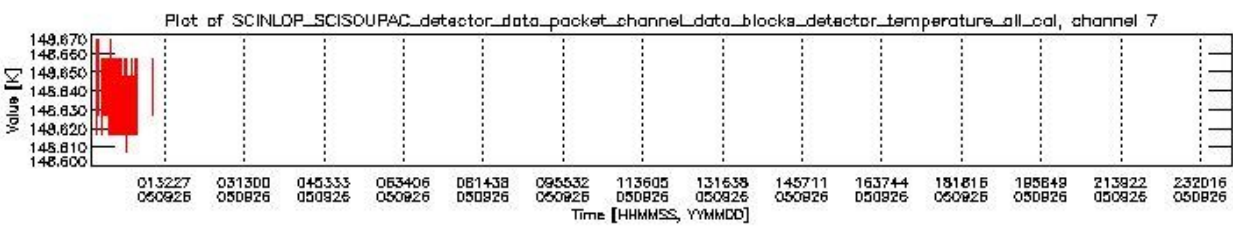
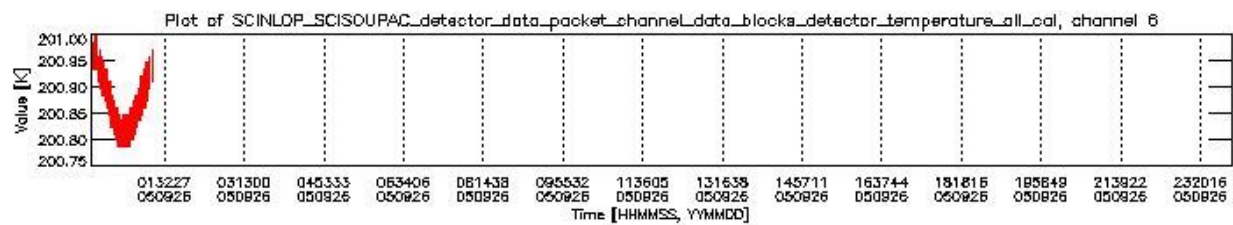
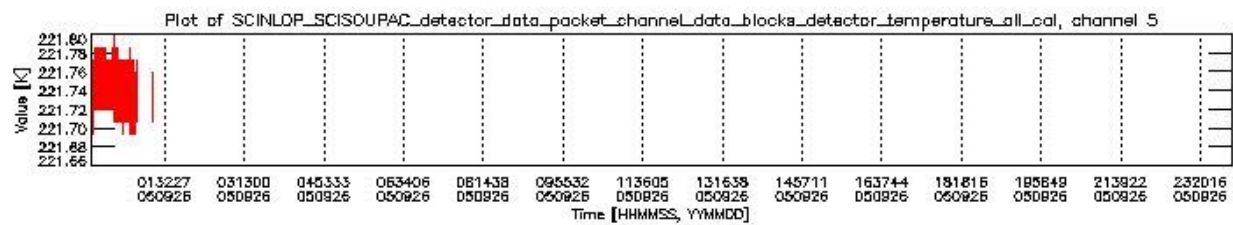
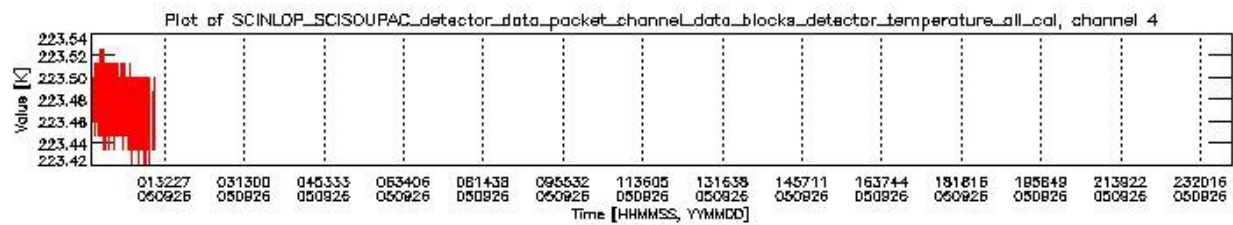
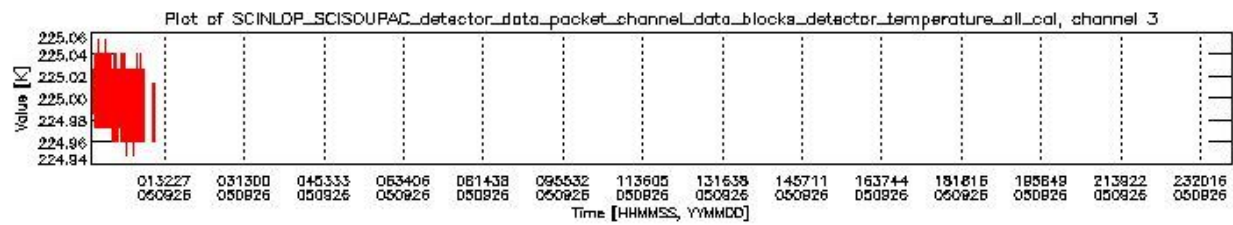
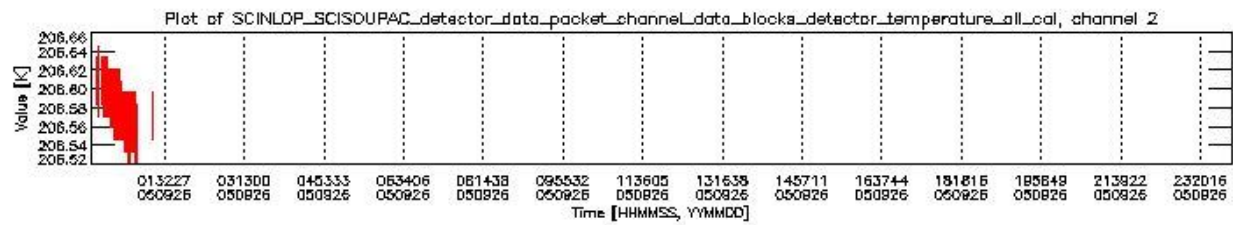
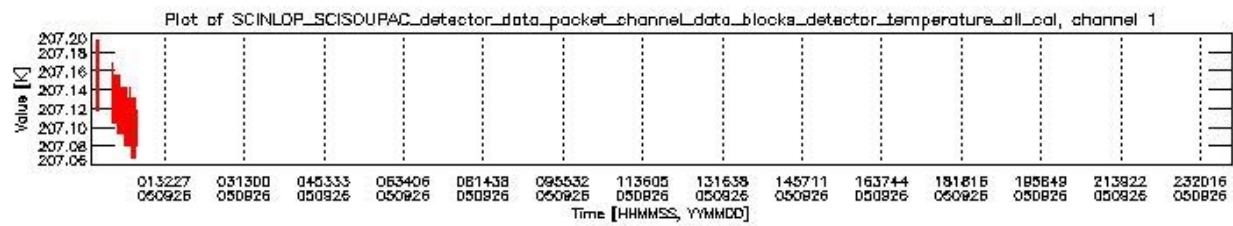
sciamachy\_daily\_report\_level0\_PFHS\_5\_34\_N\_20050926\_1.PNG



sciamachy\_daily\_report\_level0\_PFHS\_5\_34\_N\_20050926\_2.PNG



sciamachy\_daily\_report\_level0\_PFHS\_5\_34\_N\_20050926\_3.PNG



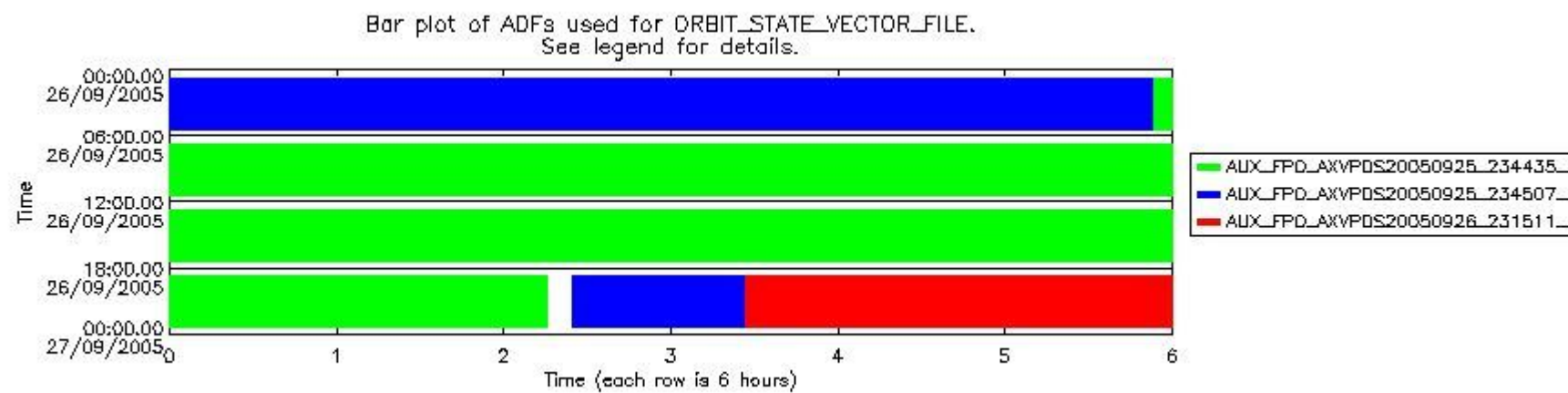
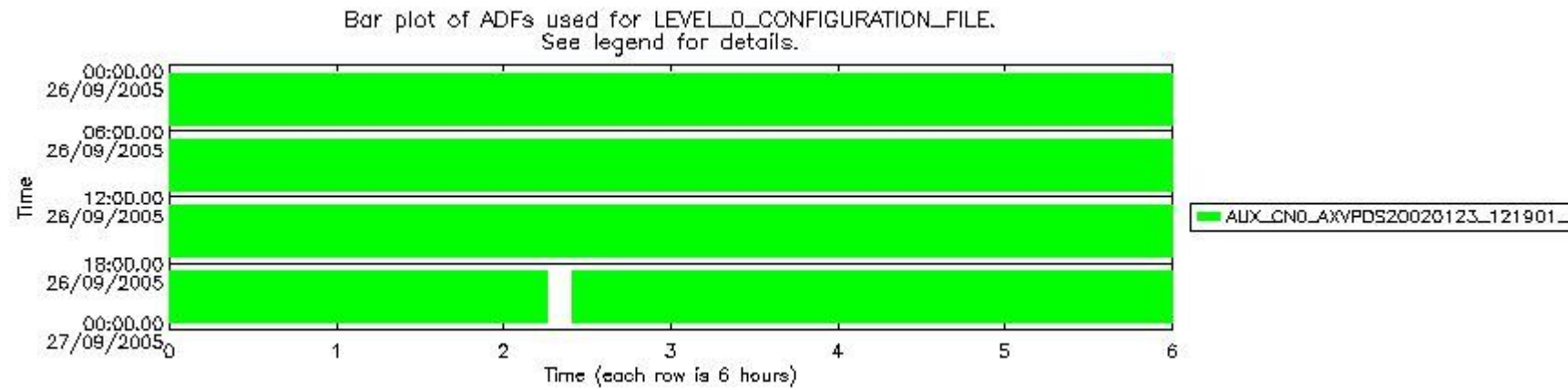
### 0.3 ADF monitoring


This section shows the (variation in) ADFs used for each of the products. It consists of:


- A table showing which ADFs were used for processing (red values indicate that multiple ADFs of the same type were used)
- Various time line plots, one for each ADF, which show when which ADF was used.


If multiple ADFs of a single type were used, these are marked **red** in the table.


Number	ADF
	<b>CNO (LEVEL_0_CONFIGURATION_FILE)</b>
0	AUX_CNO_AXVPDS20020123_121901_20020101_000000_20200101_000000
	<b>FPO (ORBIT_STATE_VECTOR_FILE)</b>
1	AUX_FPO_AXVPDS20050925_234435_20050925_184959_20051005_201612
2	AUX_FPO_AXVPDS20050925_234507_20050925_184959_20051005_201612
3	AUX_FPO_AXVPDS20050926_231511_20050926_195858_20051006_212511



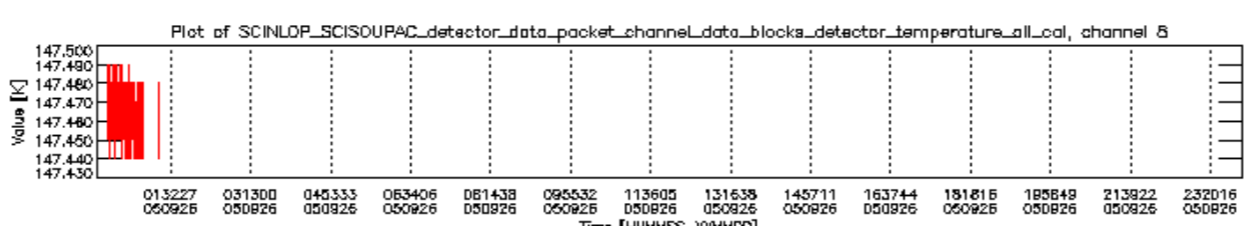
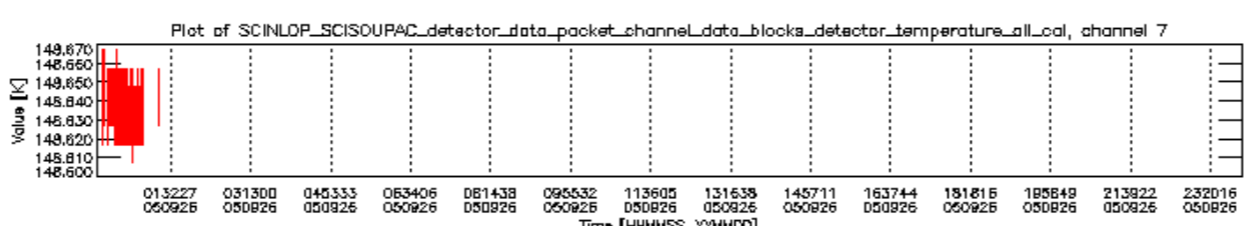
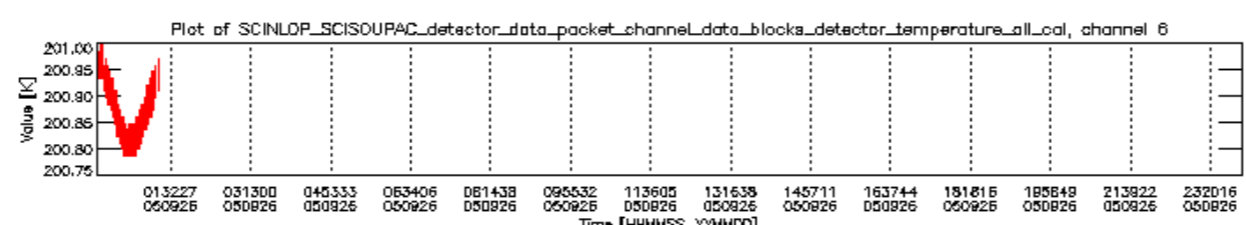
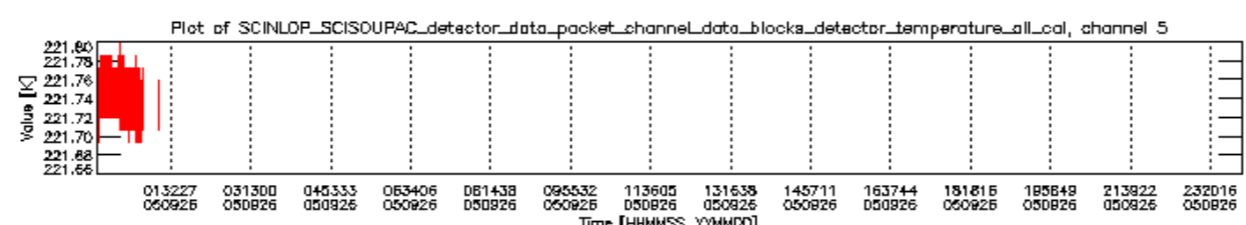
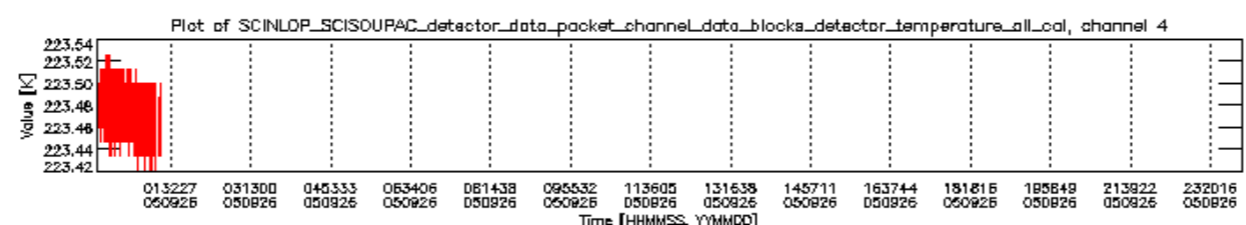
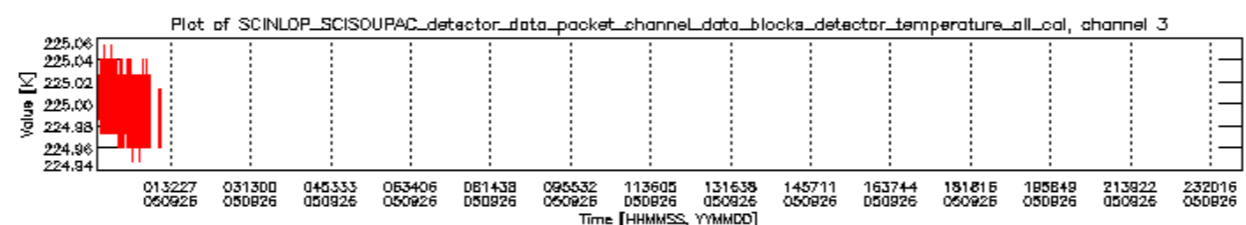
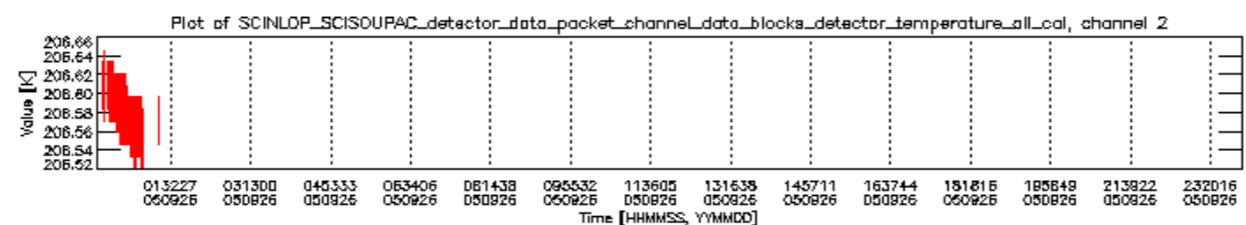
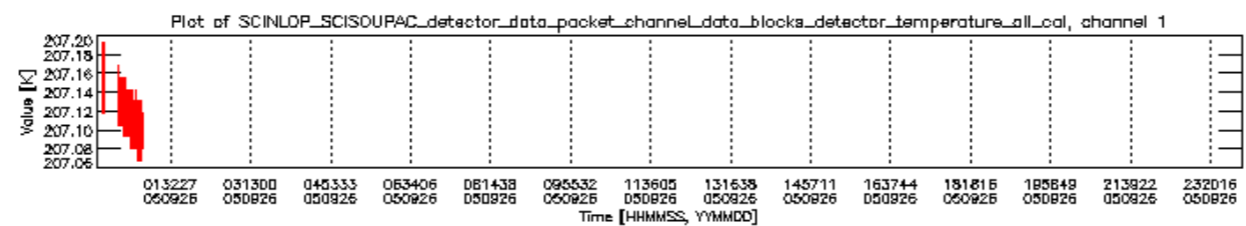


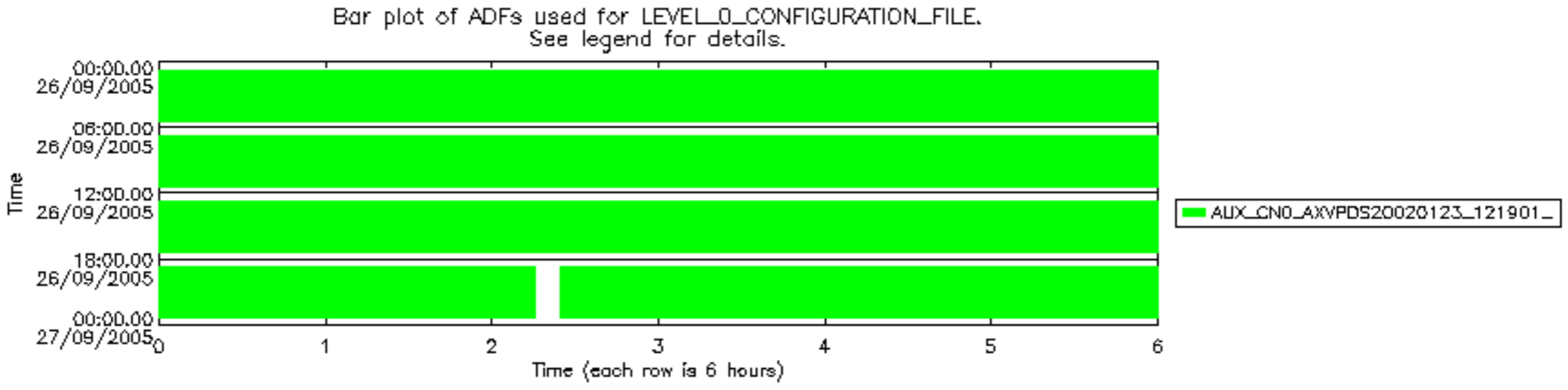












Bar plot of ADFs used for ORBIT\_STATE\_VECTOR\_FILE.  
See legend for details.

