

0. SCIAMACHY Daily Report for level 0 products

[0.1 General Info](#)

[0.2 Product Quality Indicators](#)

[0.3 ADF monitoring](#)

0.1 General Info

This report contains a daily analysis on parameters extracted from SCIAMACHY level 0 data (The SCI_NL__0P product).

0.1.1 Report summary

The table below shows general characteristics of the data that are included into this report.

Item	Value
Report version	vdraft_20050403
Time of report generation	26SEP2005 14:01:24
Data source version	PFHS/5.34-N
Processing scope for products	22SEP2005 00:00:00 to 23SEP2005 00:00:00
Start time of first product within scope	21SEP2005 22:22:59
Stop time of last product within scope	23SEP2005 01:13:26
Total number of level 0 products	16
Number of level 0 products with errors	16

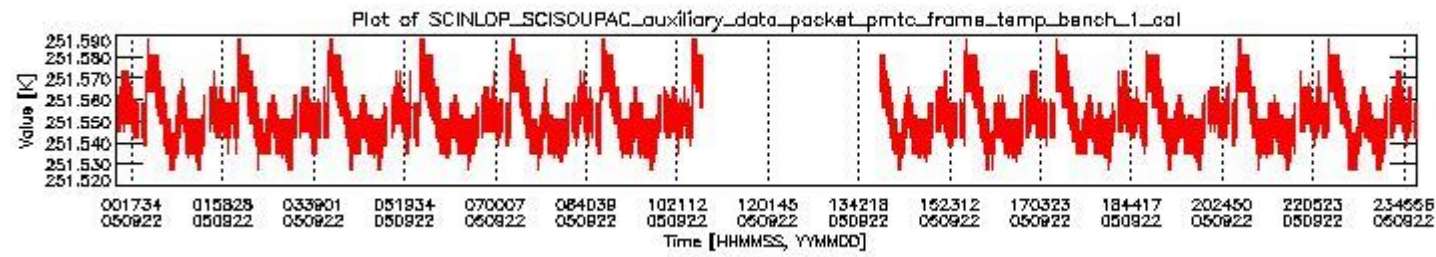
0.1.2 Summary per product

The following table shows a summary for each product used in this report.

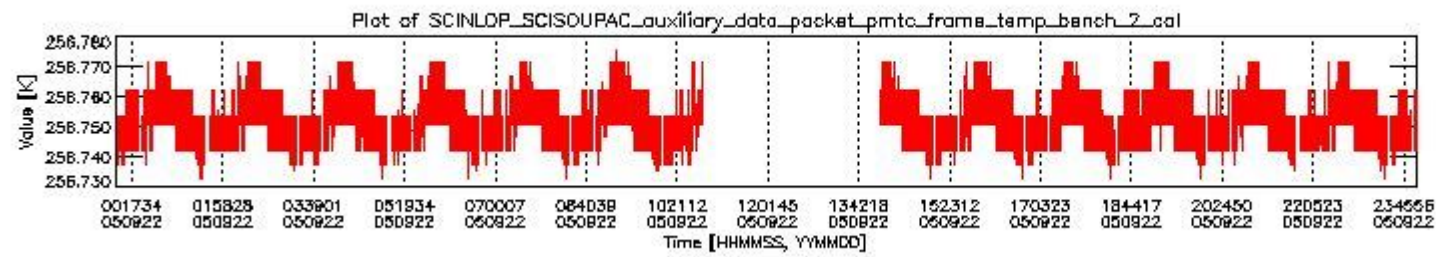
#	Product name	Start time	Stop time	Prod err	ISP err sign	ISP miss sign	ISP disc sign	rs sign
0	SCI_NL__0PNPDE20050921_222259_000061682041_00029_18620_0487.N1	21SEP2005 22:22:59	22SEP2005 00:05:48	1	0	1	0	0
1	SCI_NL__0PNPDE20050922_000504_000055382041_00030_18621_0488.N1	22SEP2005 00:05:04	22SEP2005 01:37:22	1	0	1	0	0
2	SCI_NL__0PNPDE20050922_014328_000044312041_00031_18622_0489.N1	22SEP2005 01:43:28	22SEP2005 02:57:20	1	0	1	0	0
3	SCI_NL__0PNPDE20050922_025624_000062162041_00032_18623_0490.N1	22SEP2005 02:56:24	22SEP2005 04:40:01	1	0	1	0	0
4	SCI_NL__0PNPDE20050922_043852_000060362041_00033_18624_0491.N1	22SEP2005 04:38:52	22SEP2005 06:19:29	1	0	1	0	0
5	SCI_NL__0PNPDK20050922_061929_000041142041_00034_18625_0605.N1	22SEP2005 06:19:29	22SEP2005 07:28:03	1	0	1	0	0
6	SCI_NL__0PNPDK20050922_072654_000061732041_00035_18626_0606.N1	22SEP2005 07:26:54	22SEP2005 09:09:48	1	0	1	0	0
7	SCI_NL__0PNPDK20050922_090839_000059672041_00036_18627_0607.N1	22SEP2005 09:08:39	22SEP2005 10:48:07	1	0	1	0	0
8	SCI_NL__0PNPDK20050922_104807_000059802041_00037_18628_0608.N1	22SEP2005 10:48:07	22SEP2005 12:27:48	1	1	1	0	0
9	SCI_NL__0PNPDK20050922_140620_000057872041_00039_18630_0615.N1	22SEP2005 14:06:20	22SEP2005 15:42:47	1	0	1	0	0
10	SCI_NL__0PNPDK20050922_154055_000060862041_00040_18631_0611.N1	22SEP2005 15:40:55	22SEP2005 17:22:22	1	0	1	0	0
11	SCI_NL__0PNPDK20050922_172126_000058492041_00041_18632_0612.N1	22SEP2005 17:21:26	22SEP2005 18:58:55	1	0	1	0	0
12	SCI_NL__0PNPDK20050922_185855_000060362041_00042_18633_0613.N1	22SEP2005 18:58:55	22SEP2005 20:39:31	1	0	1	0	0
13	SCI_NL__0PNPDE20050922_203931_000044082041_00043_18634_0493.N1	22SEP2005 20:39:31	22SEP2005 21:53:00	1	0	1	0	0
14	SCI_NL__0PNPDE20050922_215130_000060802041_00043_18634_0494.N1	22SEP2005 21:51:30	22SEP2005 23:32:50	1	0	1	0	0
15	SCI_NL__0PNPDE20050922_233206_000060792041_00044_18635_0495.N1	22SEP2005 23:32:06	23SEP2005 01:13:26	1	0	1	0	0

0.2 Product Quality Indicators

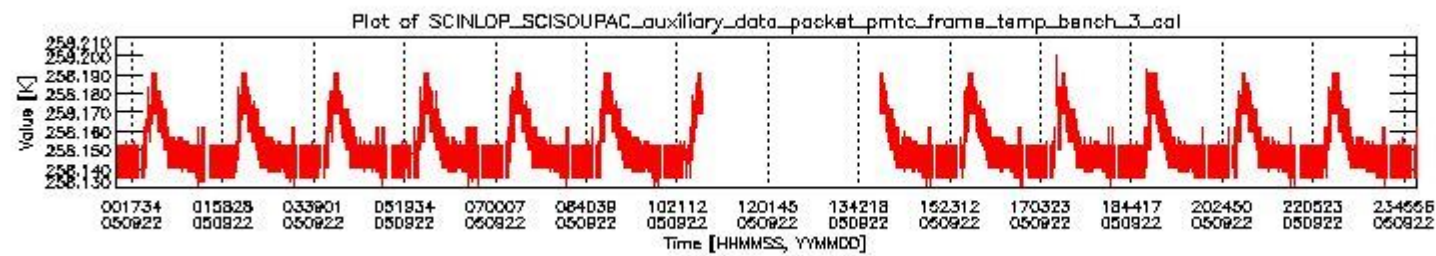
This section shows information about product quality, currently temperatures.



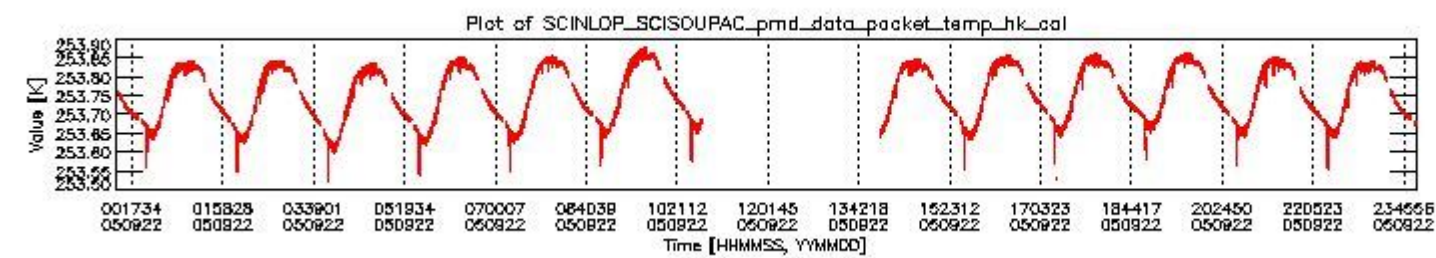
sciamachy_daily_report_level0_PFHS_5_34_N_20050922_0.PNG



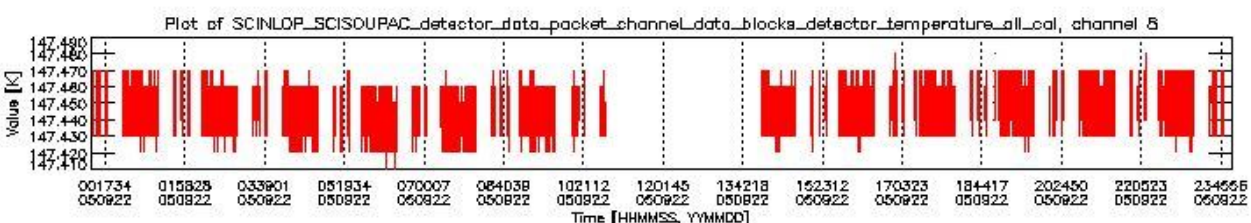
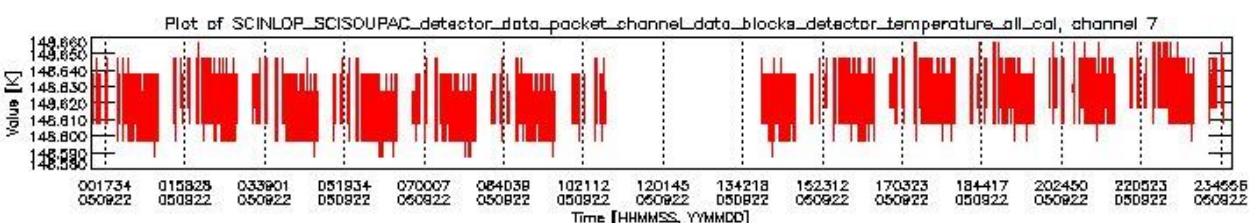
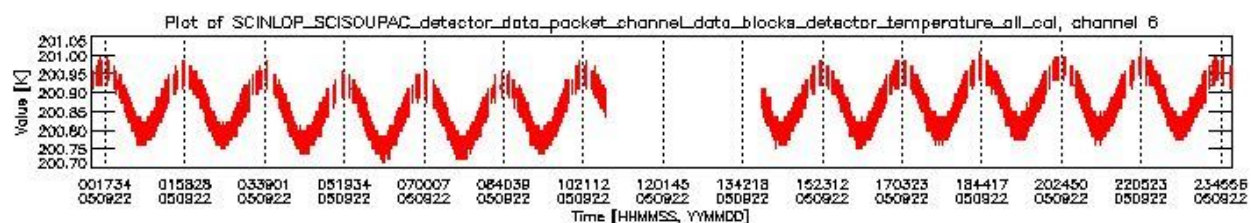
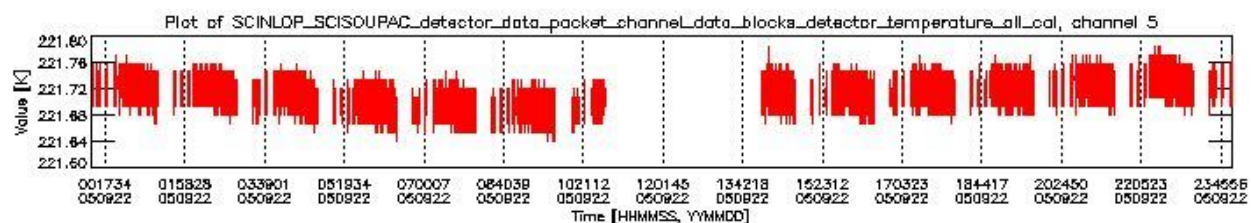
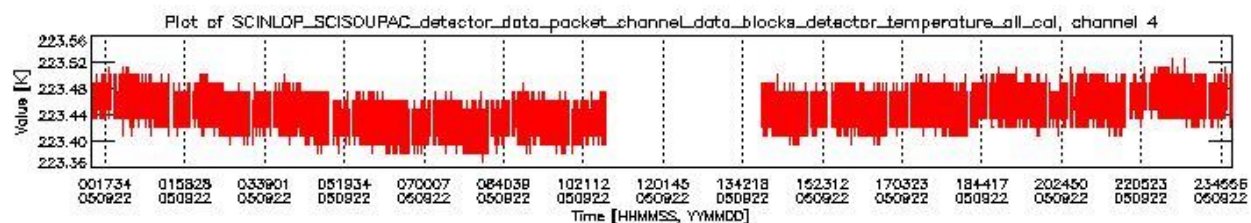
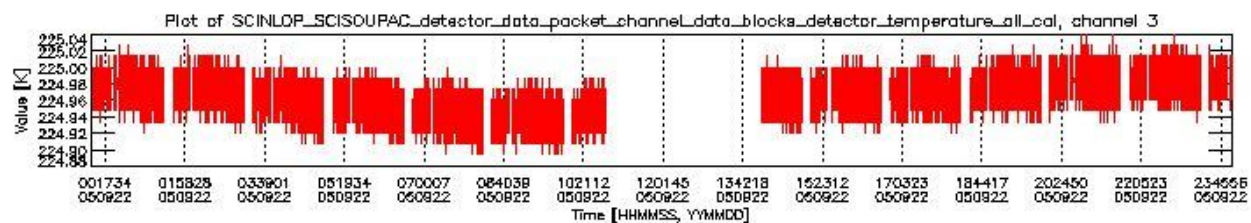
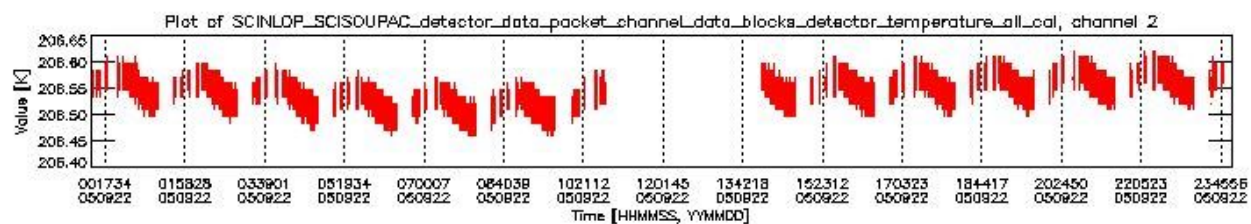
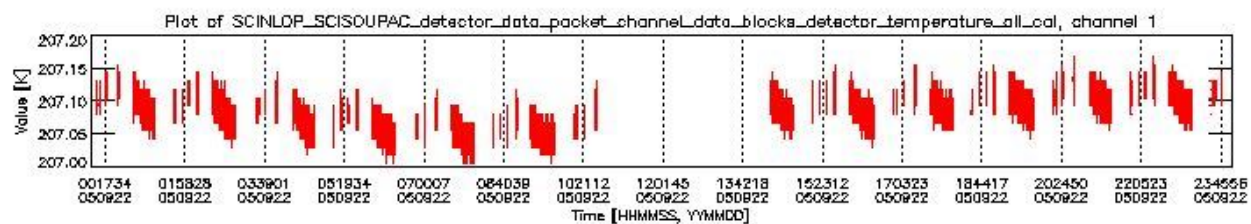
sciamachy_daily_report_level0_PFHS_5_34_N_20050922_1.PNG



sciamachy_daily_report_level0_PFHS_5_34_N_20050922_2.PNG



sciamachy_daily_report_level0_PFHS_5_34_N_20050922_3.PNG



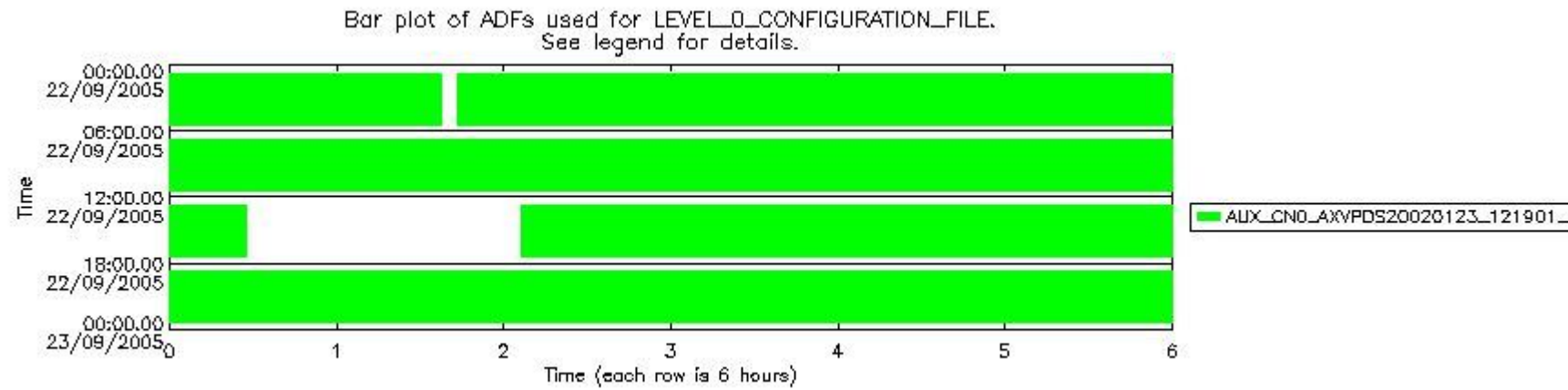
0.3 ADF monitoring

This section shows the (variation in) ADFs used for each of the products. It consists of:

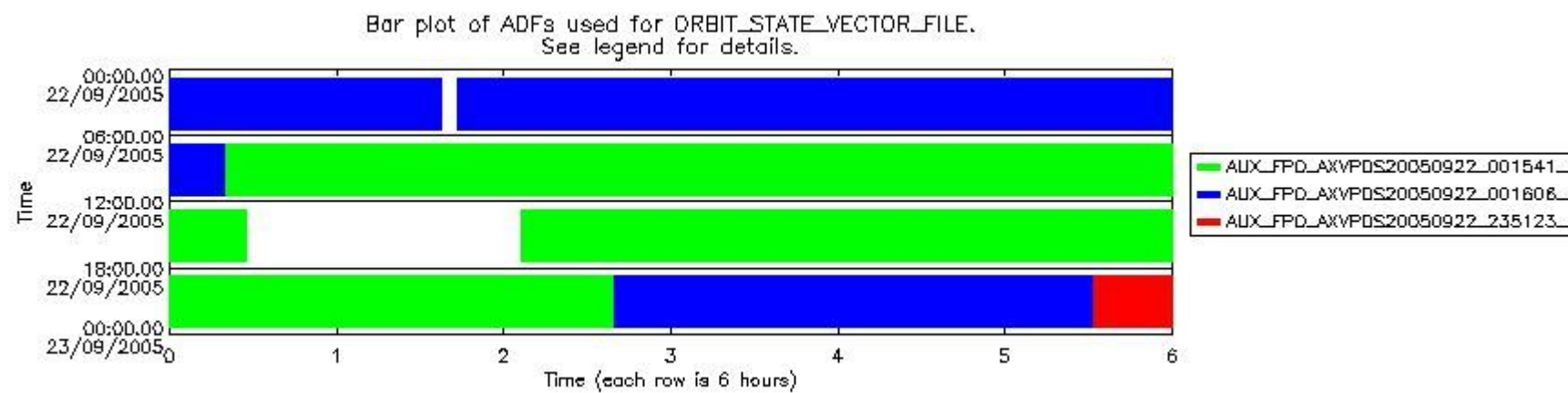
- A table showing which ADFs were used for processing (red values indicate that multiple ADFs of the same type were used)
- Various time line plots, one for each ADF, which show when which ADF was used.

If multiple ADFs of a single type were used, these are marked **red** in the table.

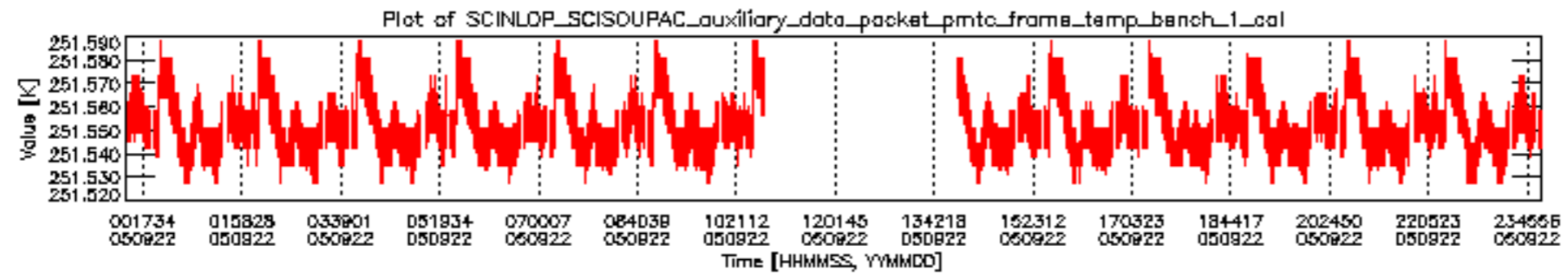
Number	ADF
	CNO (LEVEL_0_CONFIGURATION_FILE)
0	AUX_CNO_AXVPDS20020123_121901_20020101_000000_20200101_000000
	FPO (ORBIT_STATE_VECTOR_FILE)
1	AUX_FPO_AXVPDS20050922_001541_20050921_191551_20051001_204205
2	AUX_FPO_AXVPDS20050922_001606_20050921_191551_20051001_204205
3	AUX_FPO_AXVPDS20050922_235123_20050922_184414_20051002_201027

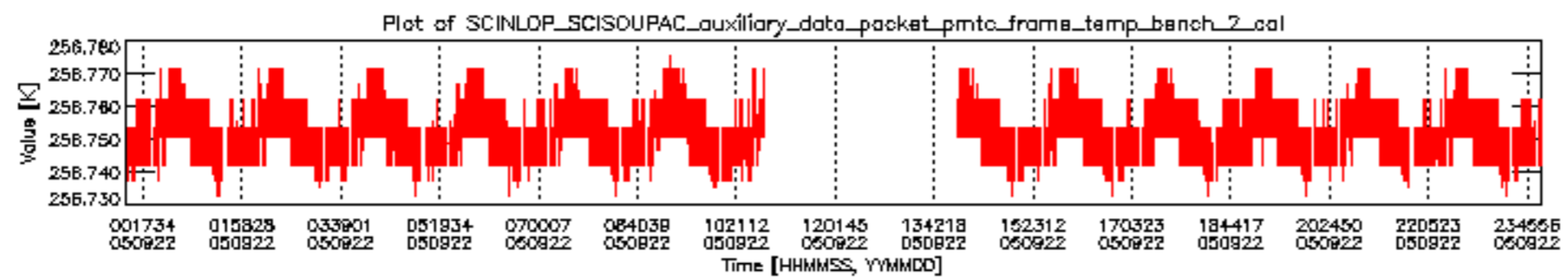


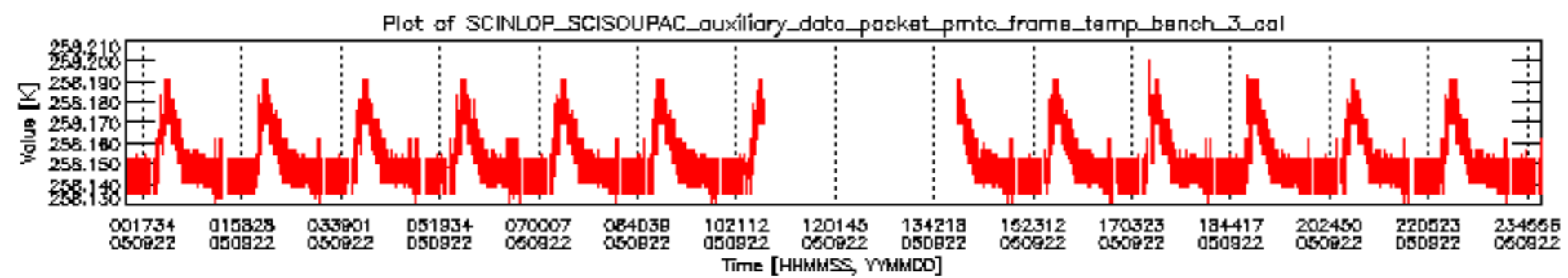
sciamachy_daily_report_level0_PFHS_5_34_N_20050922_5.PNG

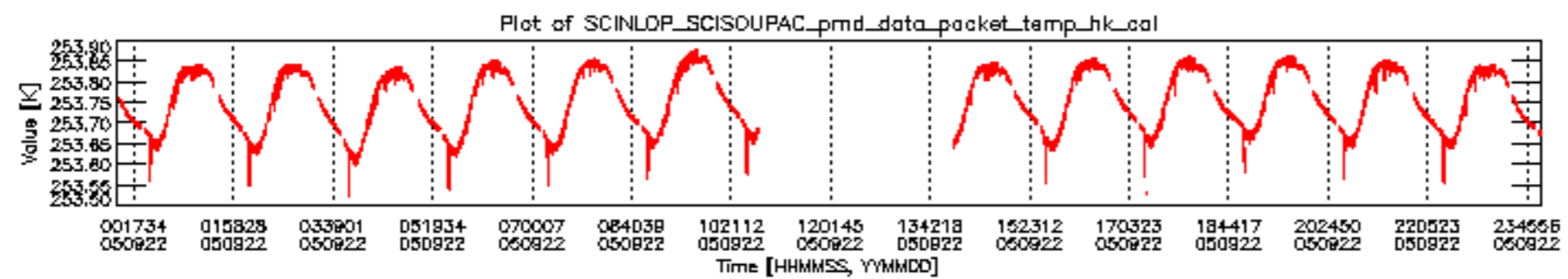


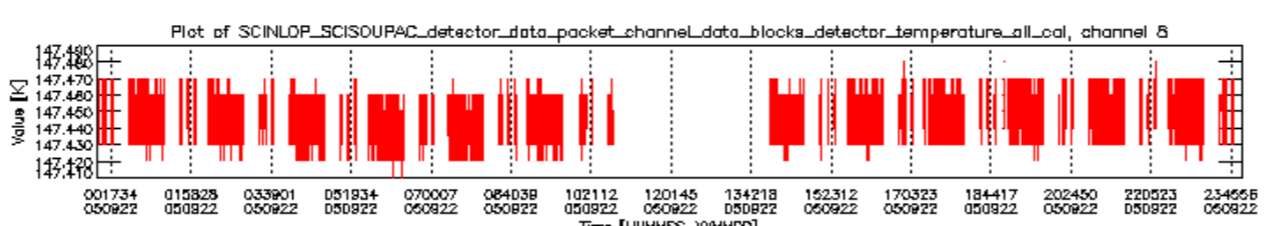
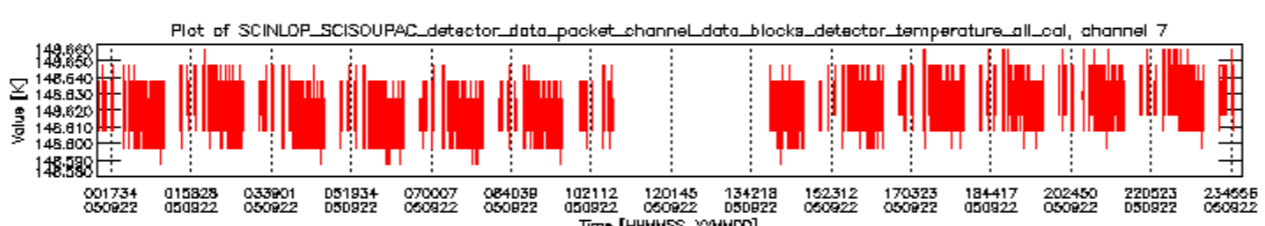
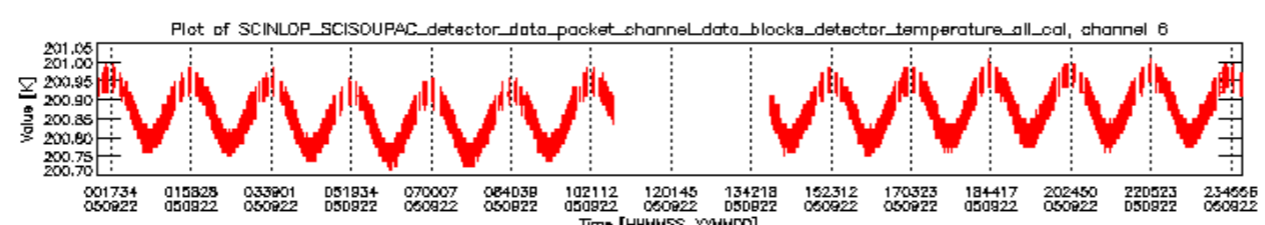
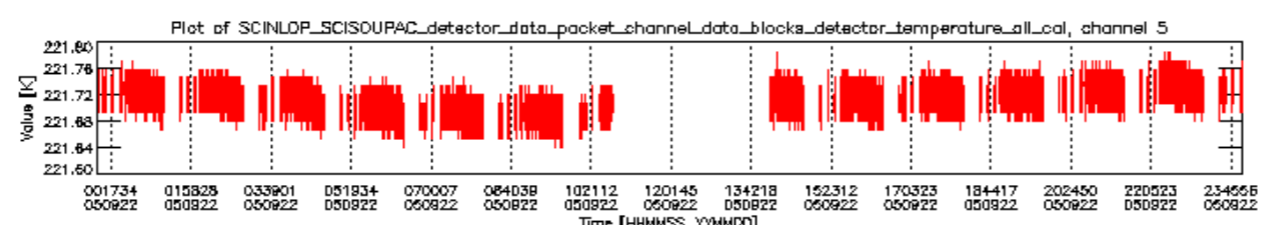
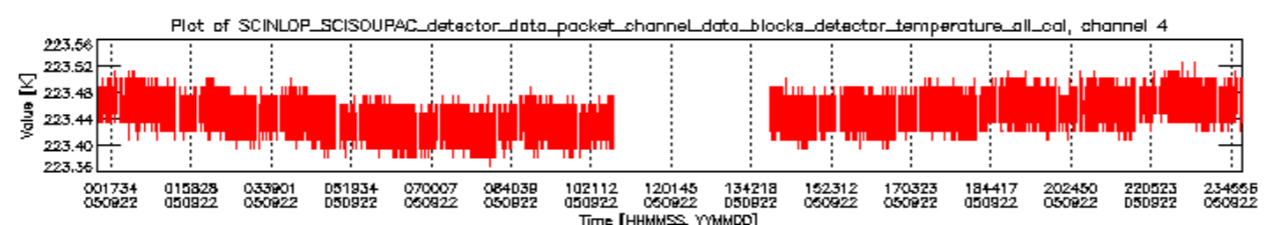
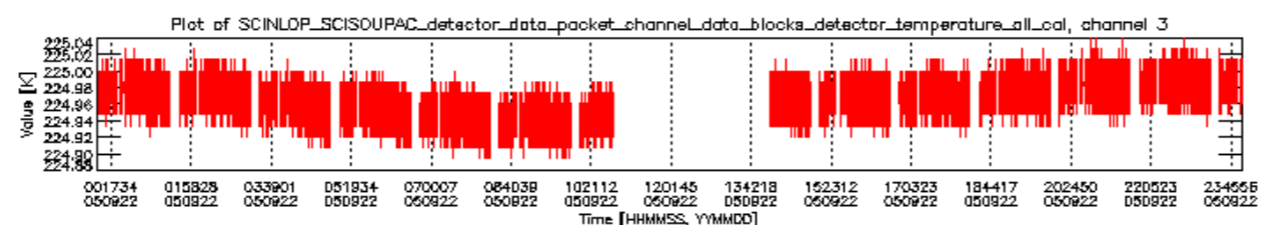
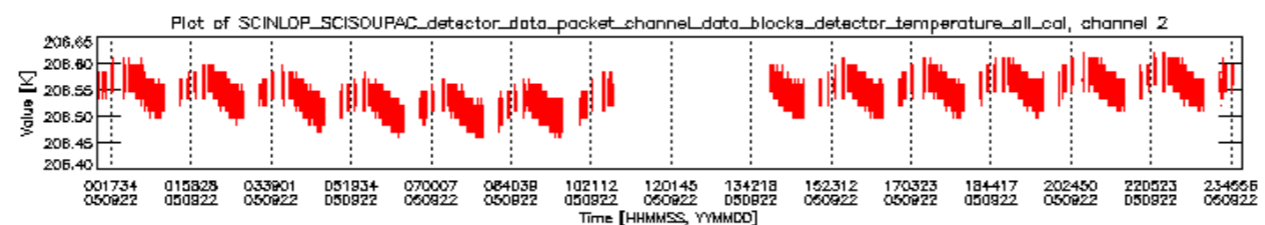
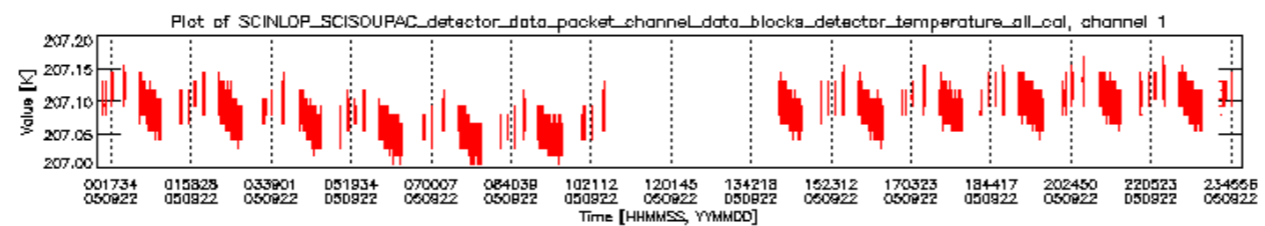
sciamachy_daily_report_level0_PFHS_5_34_N_20050922_6.PNG

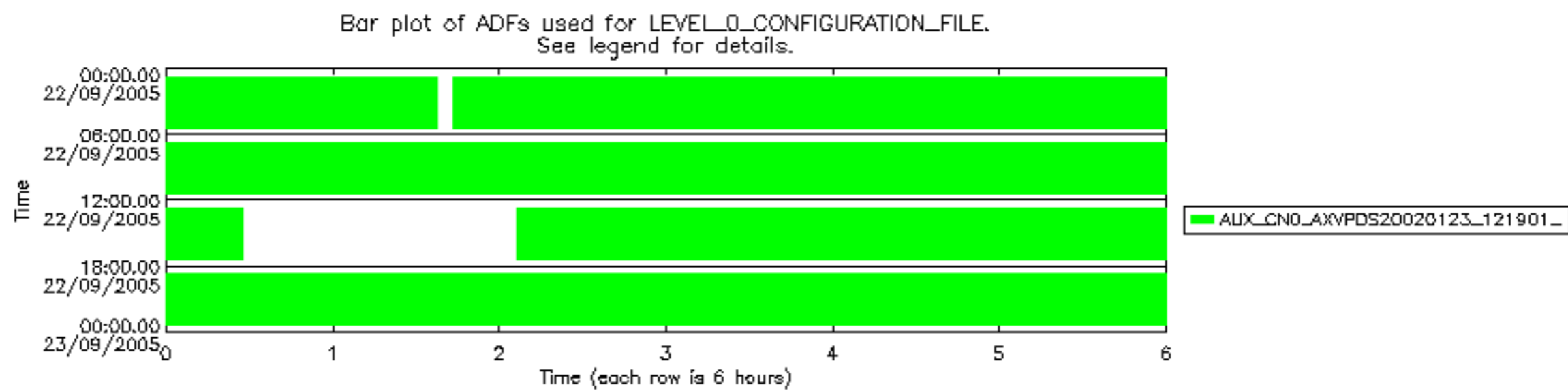












Bar plot of ADFs used for ORBIT_STATE_VECTOR_FILE.
See legend for details.

