

0. SCIAMACHY Daily Report for level 0 products

[0.1 General Info](#)

[0.2 Product Quality Indicators](#)

[0.3 ADF monitoring](#)

0.1 General Info

This report contains a daily analysis on parameters extracted from SCIAMACHY level 0 data (The SCI_NL__0P product).

0.1.1 Report summary

The table below shows general characteristics of the data that are included into this report.

Item	Value
Report version	vdraft_20050403
Time of report generation	26SEP2005 07:14:26
Data source version	PFHS/5.34-N
Processing scope for products	21SEP2005 00:00:00 to 22SEP2005 00:00:00
Start time of first product within scope	20SEP2005 22:55:59
Stop time of last product within scope	22SEP2005 00:05:48
Total number of level 0 products	16
Number of level 0 products with errors	16

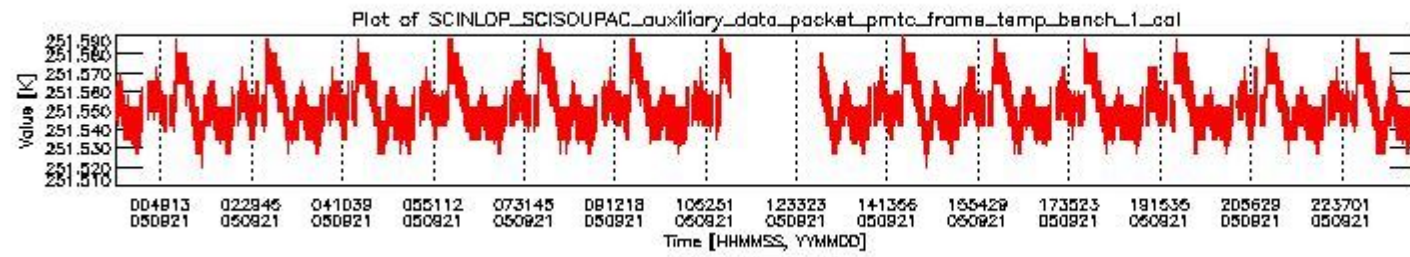
0.1.2 Summary per product

The following table shows a summary for each product used in this report.

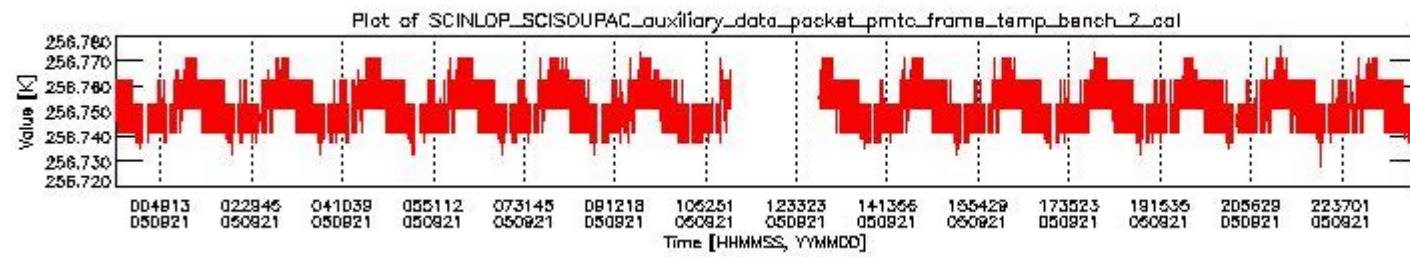
#	Product name	Start time	Stop time	Prod err	ISP err sign	ISP miss sign	ISP disc sign	rs sign
0	SCI_NL__0PNPDE20050920_225559_000060332041_00015_18606_0480.N1	20SEP2005 22:55:59	21SEP2005 00:36:33	1	0	1	0	0
1	SCI_NL__0PNPDE20050921_003717_000054942041_00016_18607_0481.N1	21SEP2005 00:37:17	21SEP2005 02:08:52	1	0	1	0	0
2	SCI_NL__0PNPDE20050921_021458_000044312041_00017_18608_0482.N1	21SEP2005 02:14:58	21SEP2005 03:28:49	1	0	1	0	0
3	SCI_NL__0PNPDE20050921_032753_000062162041_00018_18609_0483.N1	21SEP2005 03:27:53	21SEP2005 05:11:30	1	0	1	0	0
4	SCI_NL__0PNPDE20050921_051022_000060492041_00019_18610_0484.N1	21SEP2005 05:10:22	21SEP2005 06:51:11	1	0	1	0	0
5	SCI_NL__0PNPDK20050921_065002_000042252041_00020_18611_0595.N1	21SEP2005 06:50:02	21SEP2005 08:00:28	1	0	1	0	0
6	SCI_NL__0PNPDK20050921_075932_000060362041_00021_18612_0596.N1	21SEP2005 07:59:32	21SEP2005 09:40:09	1	0	1	0	0
7	SCI_NL__0PNPDK20050921_094009_000059672041_00022_18613_0597.N1	21SEP2005 09:40:09	21SEP2005 11:19:37	1	0	1	0	0
8	SCI_NL__0PNPDK20050921_111937_000059802041_00023_18614_0598.N1	21SEP2005 11:19:37	21SEP2005 12:59:17	1	0	1	0	0
9	SCI_NL__0PNPDK20050921_125821_000059672041_00024_18615_0599.N1	21SEP2005 12:58:21	21SEP2005 14:37:49	1	0	1	0	0
10	SCI_NL__0PNPDK20050921_143641_000059242041_00025_18616_0600.N1	21SEP2005 14:36:41	21SEP2005 16:15:25	1	0	1	0	0
11	SCI_NL__0PNPDK20050921_161417_000059182041_00026_18617_0601.N1	21SEP2005 16:14:17	21SEP2005 17:52:55	1	0	1	0	0
12	SCI_NL__0PNPDK20050921_175145_000060772041_00027_18618_0602.N1	21SEP2005 17:51:45	21SEP2005 19:33:02	1	0	1	0	0
13	SCI_NL__0PNPDK20050921_193024_000060362041_00028_18619_0604.N1	21SEP2005 19:30:24	21SEP2005 21:11:01	1	0	1	0	0
14	SCI_NL__0PNPDE20050921_211101_000043952041_00029_18620_0486.N1	21SEP2005 21:11:01	21SEP2005 22:24:16	1	0	1	0	0
15	SCI_NL__0PNPDE20050921_222259_000061682041_00029_18620_0487.N1	21SEP2005 22:22:59	22SEP2005 00:05:48	1	0	1	0	0

0.2 Product Quality Indicators

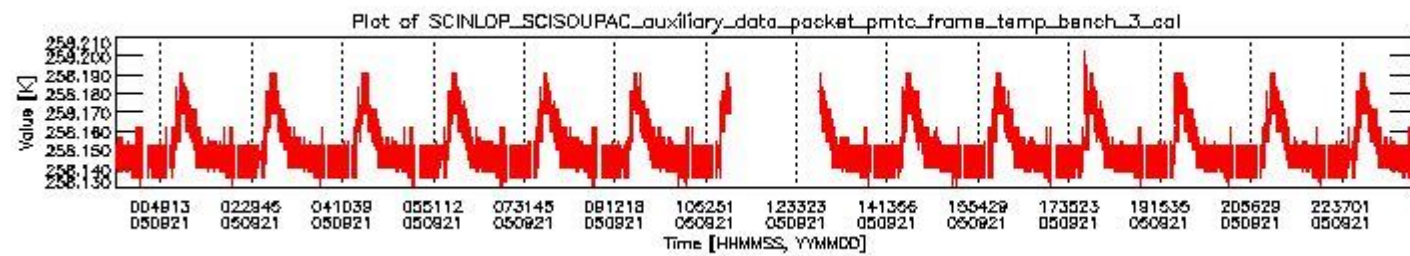
This section shows information about product quality, currently temperatures.



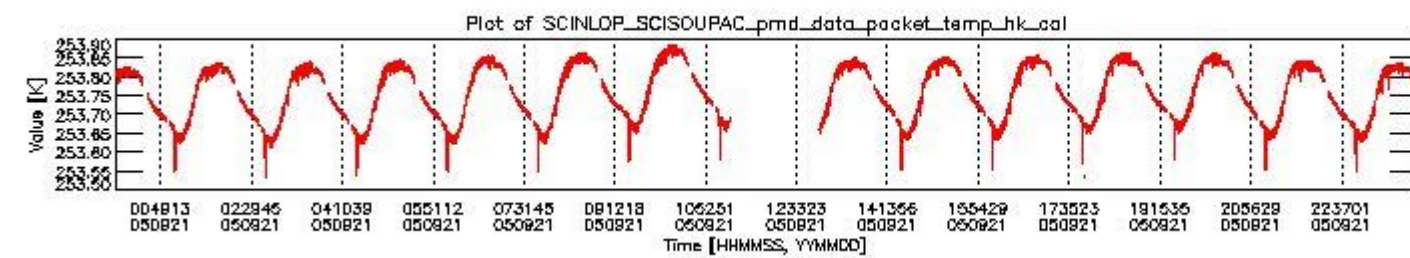
sciamachy_daily_report_level0_PFHS_5_34_N_20050921_0.PNG



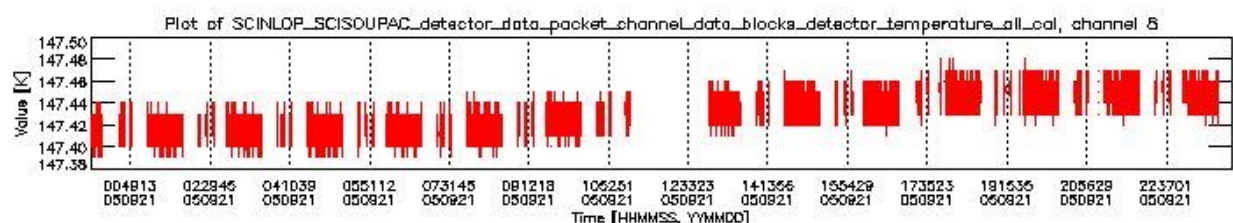
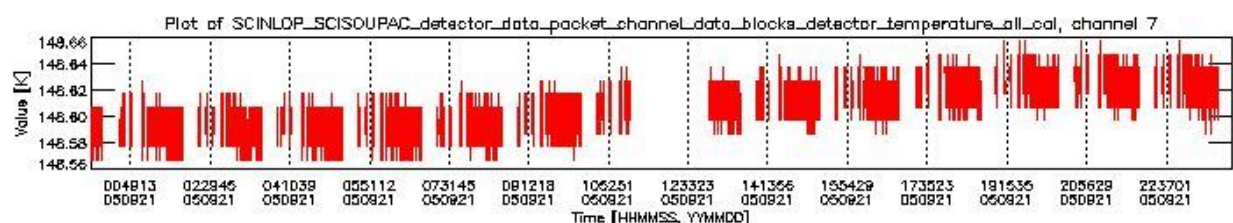
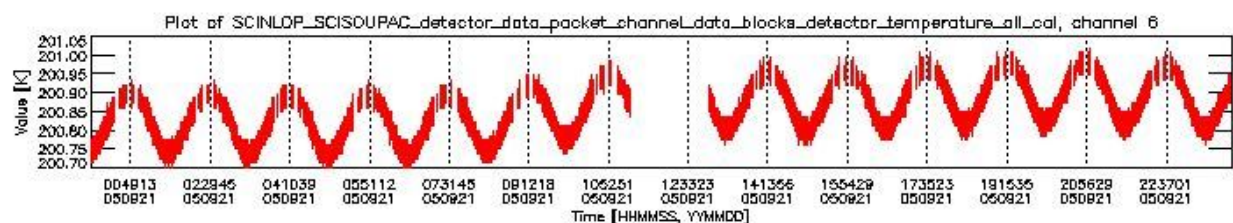
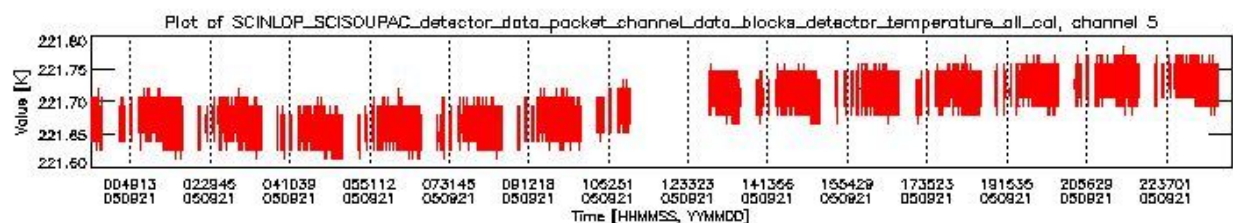
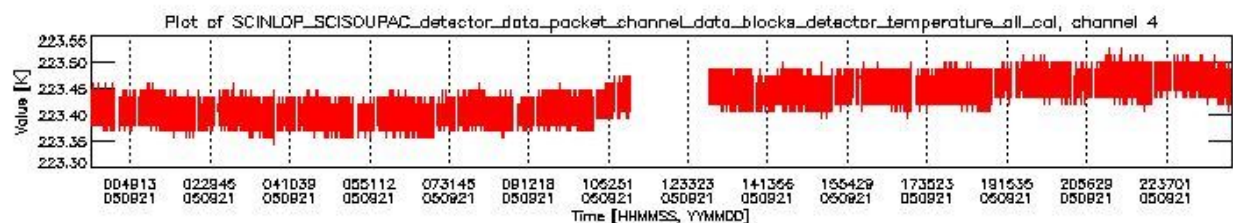
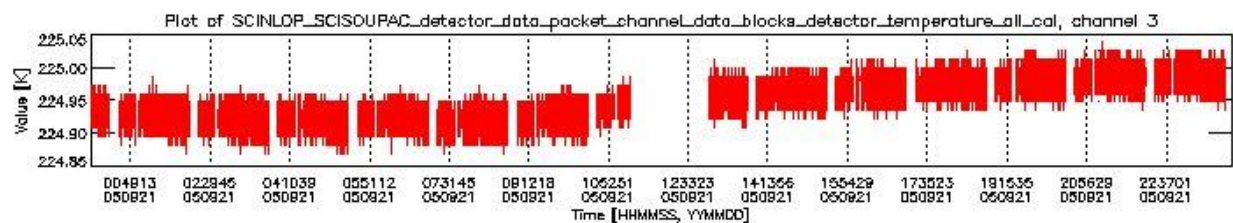
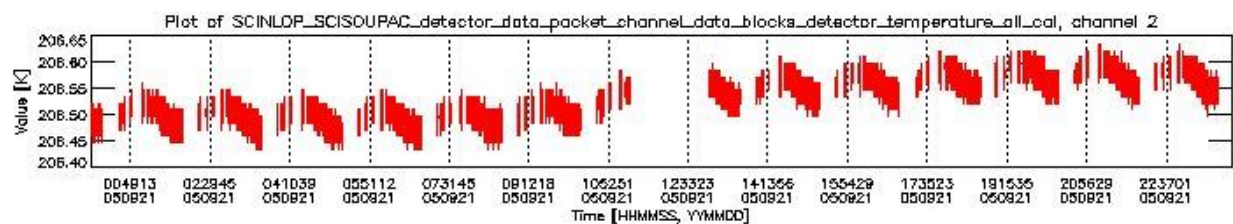
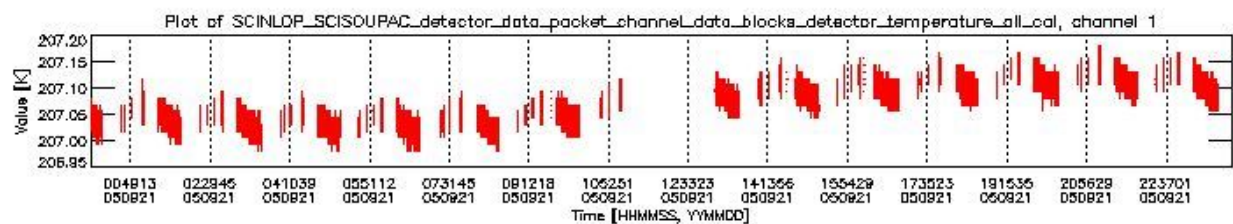
sciamachy_daily_report_level0_PFHS_5_34_N_20050921_1.PNG



sciamachy_daily_report_level0_PFHS_5_34_N_20050921_2.PNG



sciamachy_daily_report_level0_PFHS_5_34_N_20050921_3.PNG



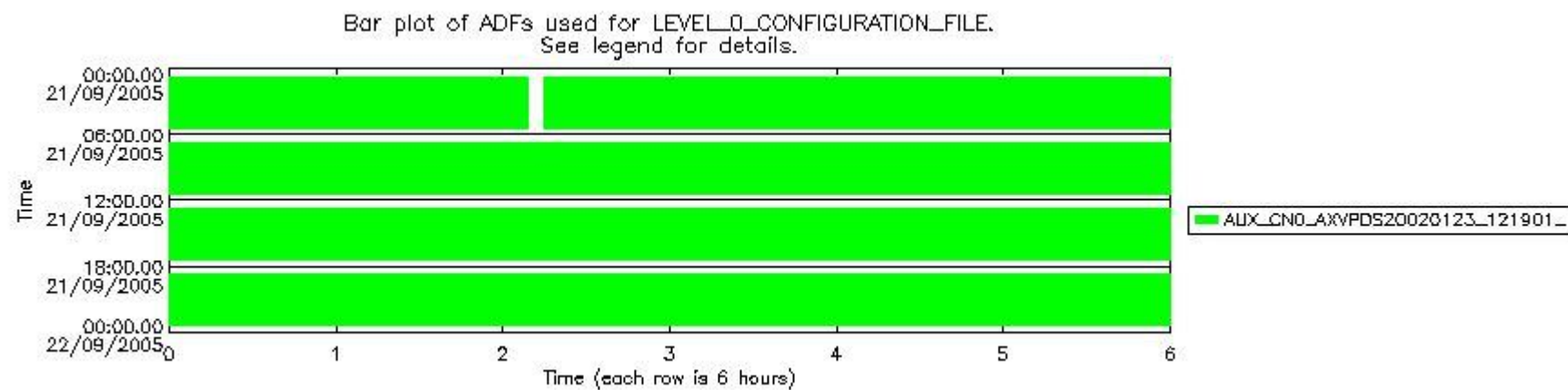
0.3 ADF monitoring

This section shows the (variation in) ADFs used for each of the products. It consists of:

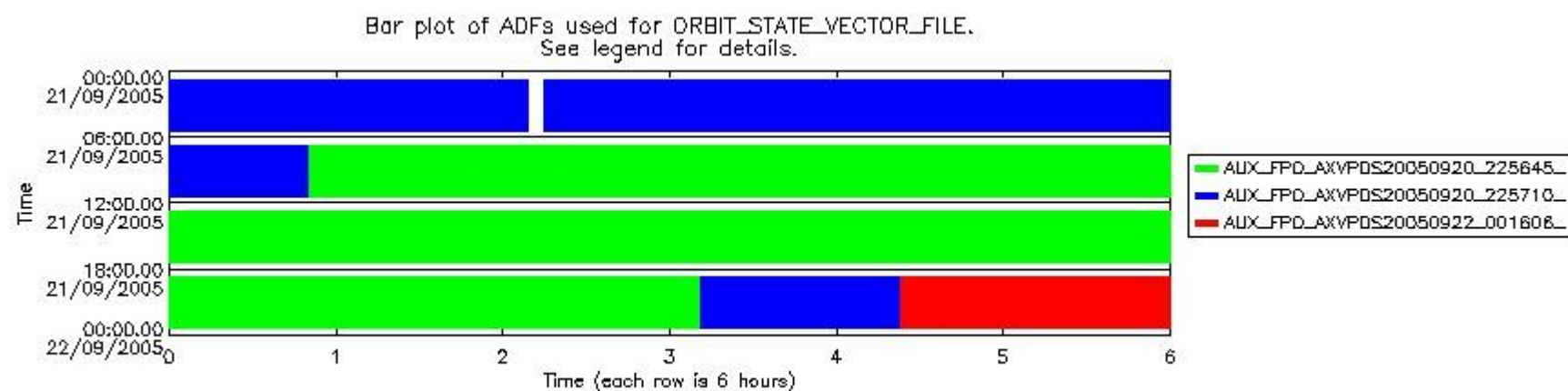
- A table showing which ADFs were used for processing (red values indicate that multiple ADFs of the same type were used)
- Various time line plots, one for each ADF, which show when which ADF was used.

If multiple ADFs of a single type were used, these are marked **red** in the table.

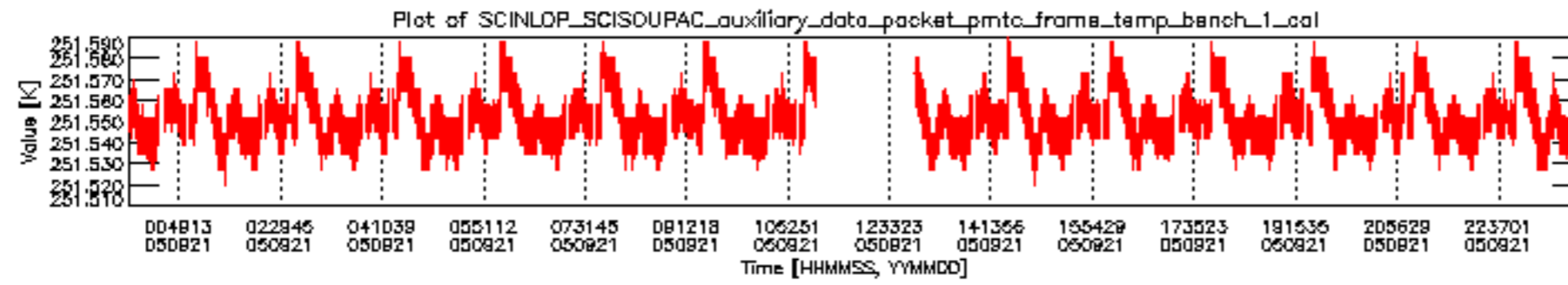
Number	ADF
	CNO (LEVEL_0_CONFIGURATION_FILE)
0	AUX_CNO_AXVPDS20020123_121901_20020101_000000_20200101_000000
	FPO (ORBIT_STATE_VECTOR_FILE)
1	AUX_FPO_AXVPDS20050920_225645_20050920_194728_20050930_211342
2	AUX_FPO_AXVPDS20050920_225710_20050920_194728_20050930_211342
3	AUX_FPO_AXVPDS20050922_001606_20050921_191551_20051001_204205

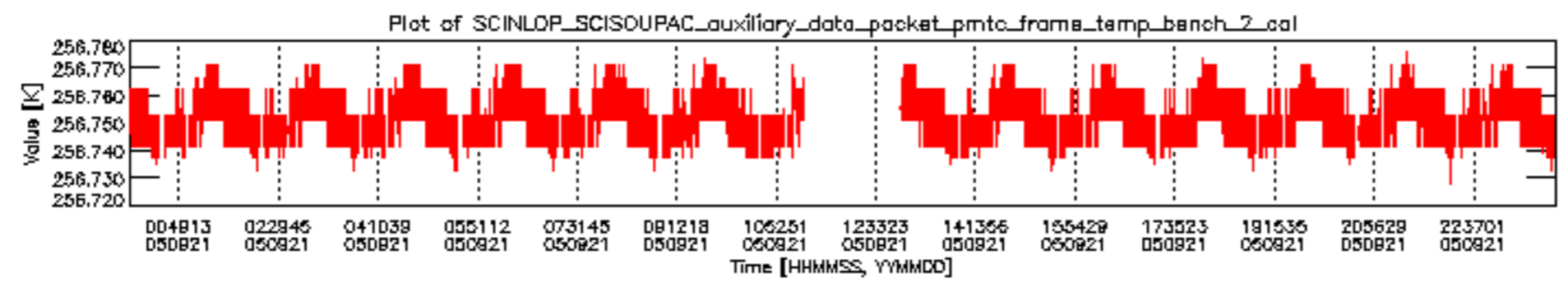


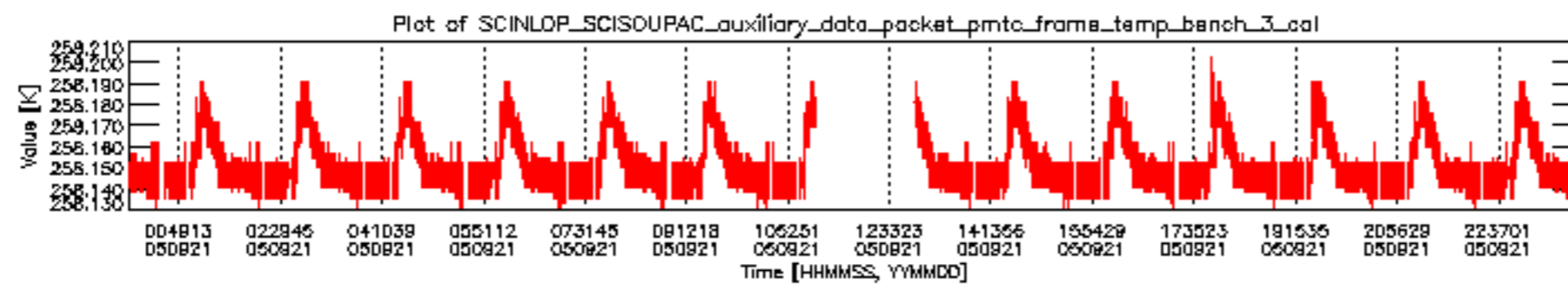
sciamachy_daily_report_level0_PFHS_5_34_N_20050921_5.PNG

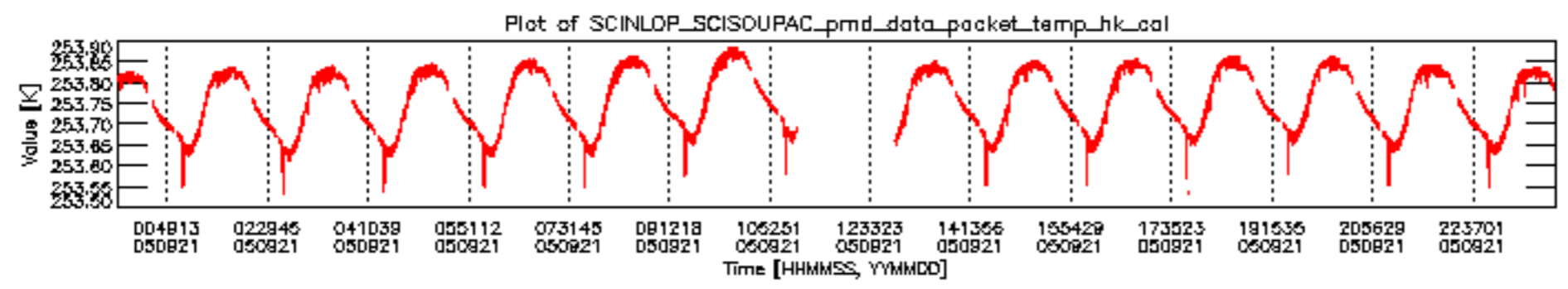


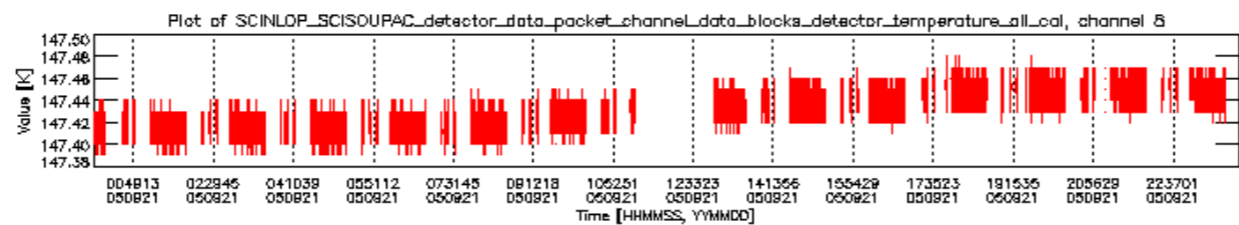
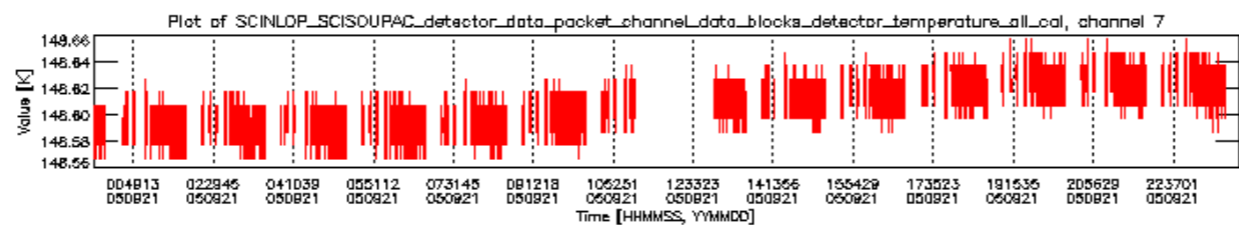
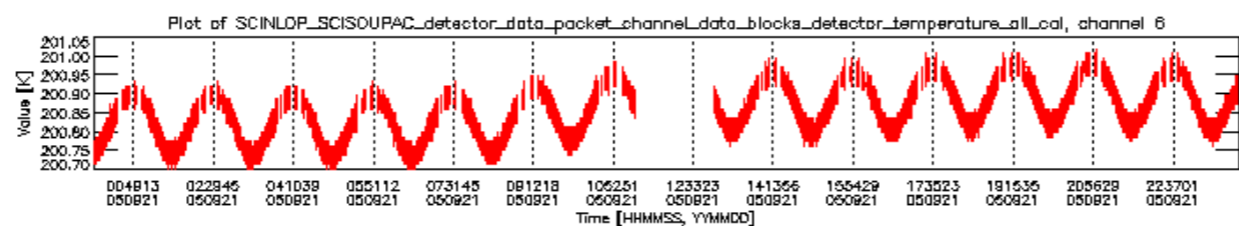
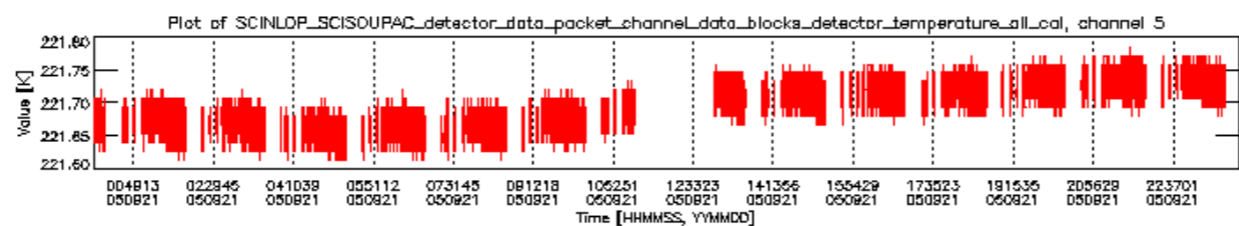
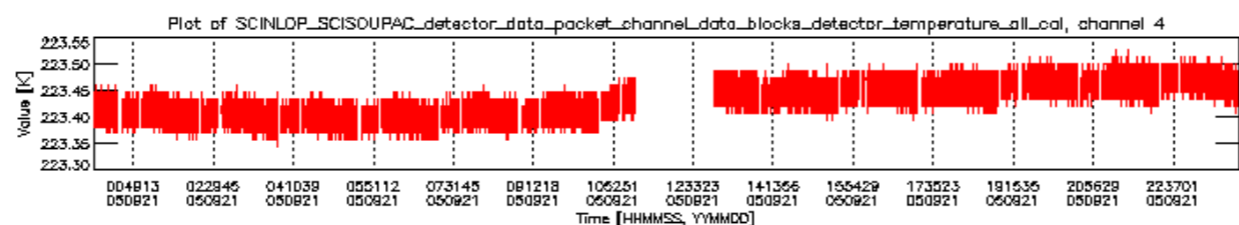
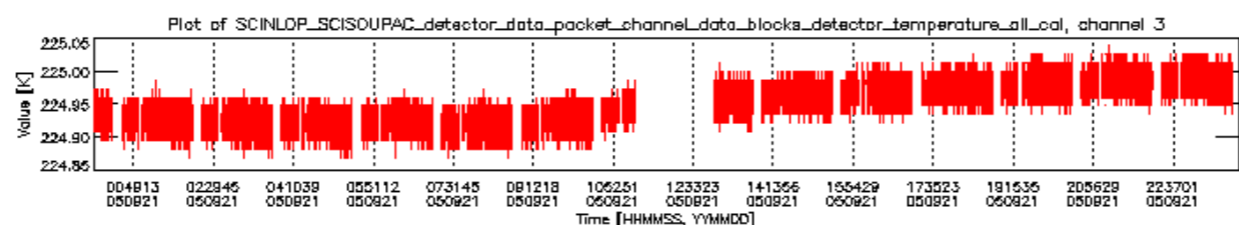
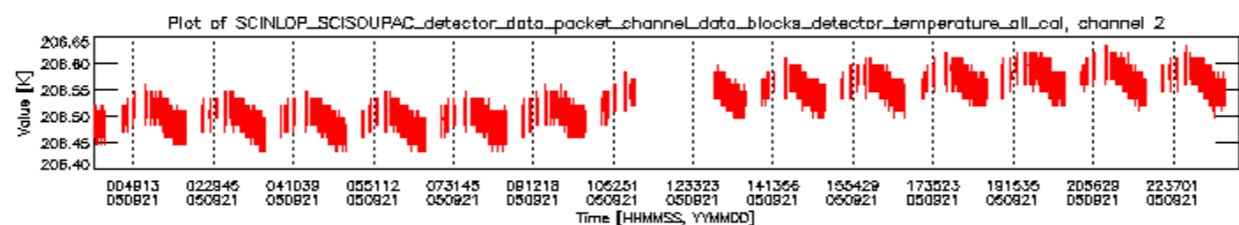
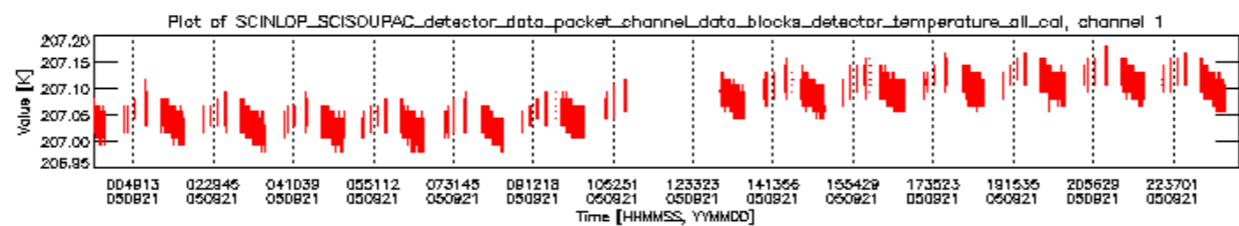
sciamachy_daily_report_level0_PFHS_5_34_N_20050921_6.PNG














Bar plot of ADFs used for ORBIT_STATE_VECTOR_FILE.
See legend for details.

