

0. SCIAMACHY Daily Report for level 0 products

[0.1 General Info](#)

[0.2 Product Quality Indicators](#)

[0.3 ADF monitoring](#)

0.1 General Info

This report contains a daily analysis on parameters extracted from SCIAMACHY level 0 data (The SCI_NL__0P product).

0.1.1 Report summary

The table below shows general characteristics of the data that are included into this report.

Item	Value
Report version	vdraft_20050403
Time of report generation	22SEP2005 01:49:24
Data source version	PFHS/5.34-N
Processing scope for products	18SEP2005 00:00:00 to 19SEP2005 00:00:00
Start time of first product within scope	18SEP2005 02:08:50
Stop time of last product within scope	19SEP2005 01:38:04
Total number of level 0 products	15
Number of level 0 products with errors	15

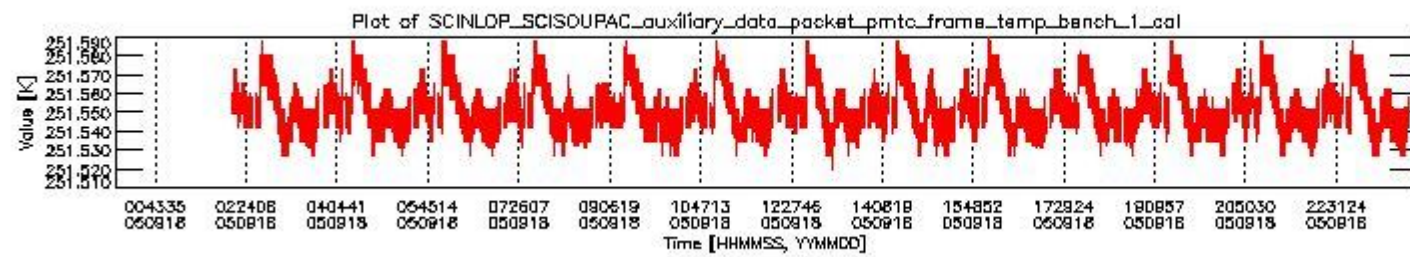
0.1.2 Summary per product

The following table shows a summary for each product used in this report.

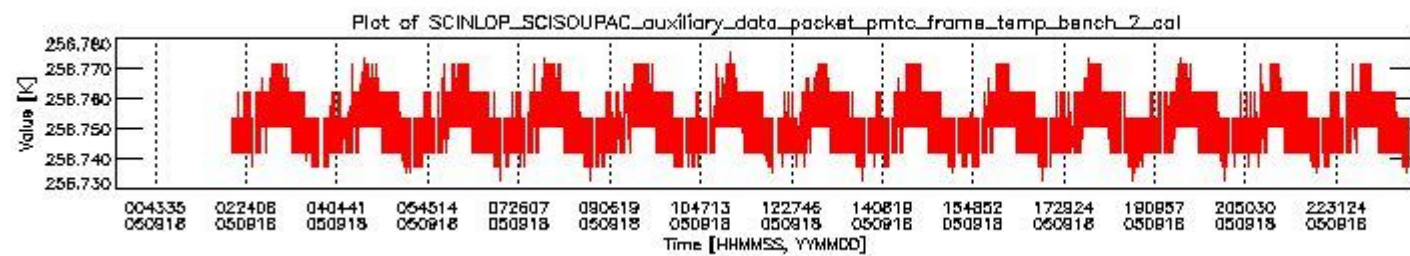
#	Product name	Start time	Stop time	Prod err	ISP err sign	ISP miss sign	ISP disc sign	rs sign
0	SCI_NL__0PNPDE20050918_020850_000044862040_00475_18565_0457.N1	18SEP2005 02:08:50	18SEP2005 03:23:37	1	0	1	0	0
1	SCI_NL__0PNPDE20050918_032446_000059802040_00476_18566_0458.N1	18SEP2005 03:24:46	18SEP2005 05:04:26	1	0	1	0	0
2	SCI_NL__0PNPDE20050918_050426_000060922040_00477_18567_0459.N1	18SEP2005 05:04:26	18SEP2005 06:45:59	1	0	1	0	0
3	SCI_NL__0PNPDK20050918_064450_000041822040_00478_18568_0565.N1	18SEP2005 06:44:50	18SEP2005 07:54:33	1	0	1	0	0
4	SCI_NL__0PNPDK20050918_075324_000061602040_00479_18569_0566.N1	18SEP2005 07:53:24	18SEP2005 09:36:05	1	0	1	0	0
5	SCI_NL__0PNPDK20050918_093457_000059802040_00480_18570_0567.N1	18SEP2005 09:34:57	18SEP2005 11:14:37	1	0	1	0	0
6	SCI_NL__0PNPDK20050918_111341_000060232040_00481_18571_0568.N1	18SEP2005 11:13:41	18SEP2005 12:54:05	1	0	1	0	0
7	SCI_NL__0PNPDK20050918_125200_000059242040_00482_18572_0569.N1	18SEP2005 12:52:00	18SEP2005 14:30:45	1	0	1	0	0
8	SCI_NL__0PNPDK20050918_142841_000060922040_00483_18573_0570.N1	18SEP2005 14:28:41	18SEP2005 16:10:13	1	0	1	0	0
9	SCI_NL__0PNPDK20050918_160809_000060302040_00484_18574_0571.N1	18SEP2005 16:08:09	18SEP2005 17:48:39	1	0	1	0	0
10	SCI_NL__0PNPDK20050918_174648_000058482040_00485_18575_0572.N1	18SEP2005 17:46:48	18SEP2005 19:24:16	1	0	1	0	0
11	SCI_NL__0PNPDK20050918_192319_000060932040_00486_18576_0573.N1	18SEP2005 19:23:19	18SEP2005 21:04:53	1	0	1	0	0
12	SCI_NL__0PNPDE20050918_210453_000044512040_00487_18577_0464.N1	18SEP2005 21:04:53	18SEP2005 22:19:04	1	0	1	0	0
13	SCI_NL__0PNPDE20050918_221736_000061162040_00487_18577_0465.N1	18SEP2005 22:17:36	18SEP2005 23:59:32	1	0	1	0	0
14	SCI_NL__0PNPDE20050918_235932_000059122040_00488_18578_0466.N1	18SEP2005 23:59:32	19SEP2005 01:38:04	1	0	1	0	0

0.2 Product Quality Indicators

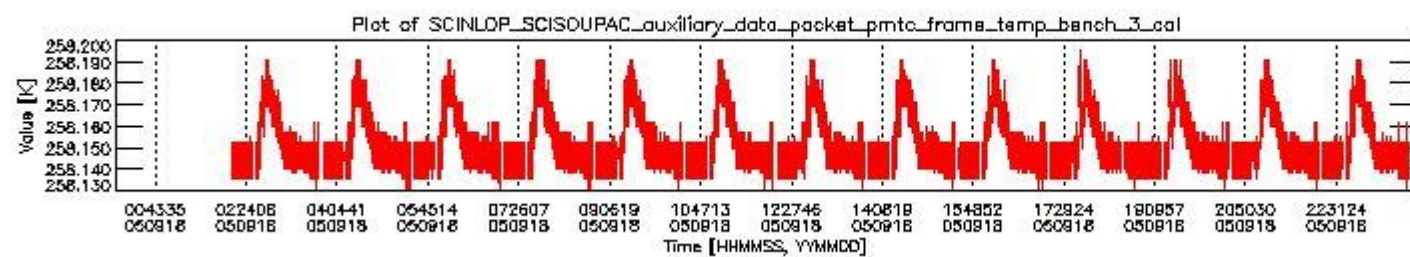
This section shows information about product quality, currently temperatures.



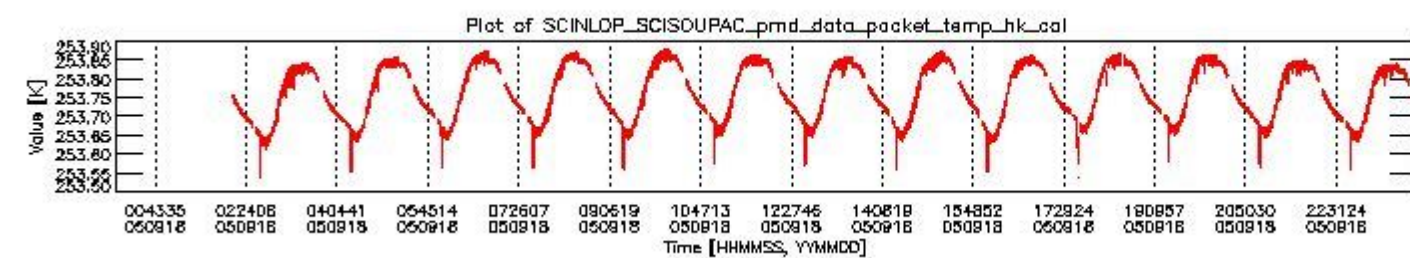
sciamachy_daily_report_level0_PFHS_5_34_N_20050918_0.PNG



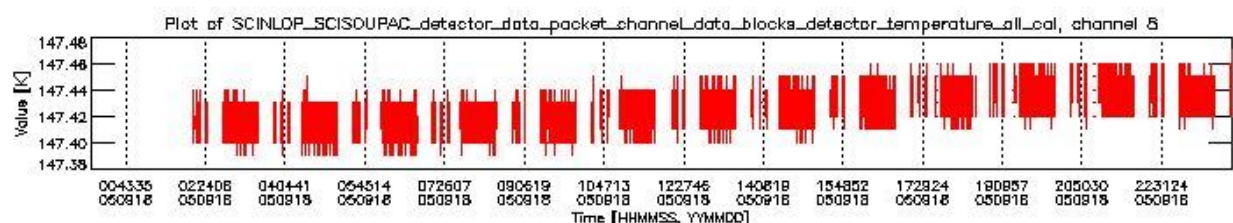
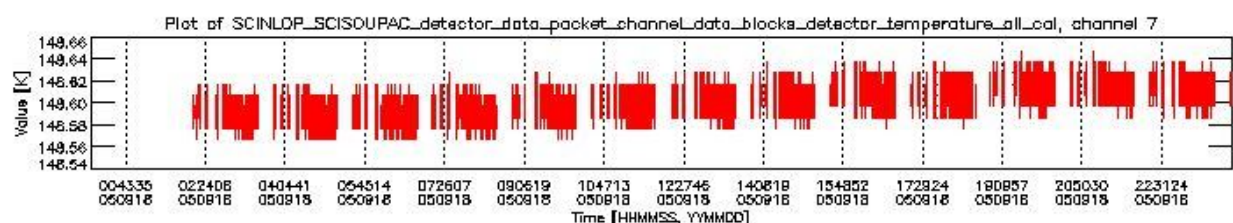
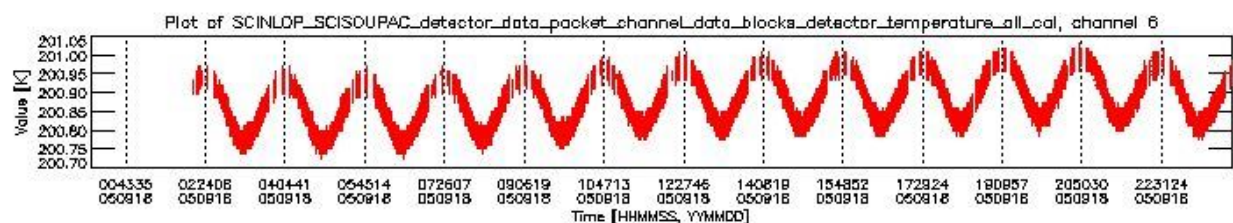
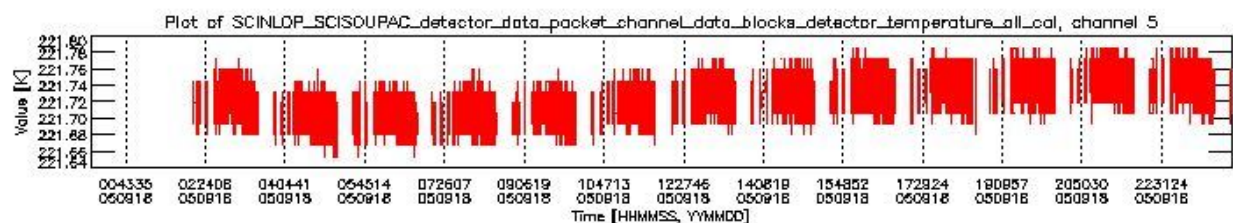
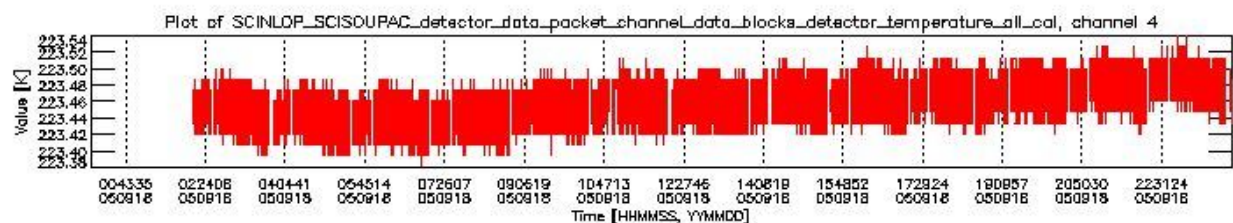
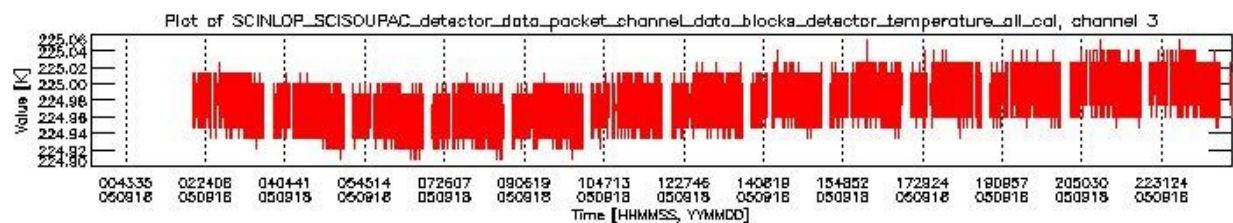
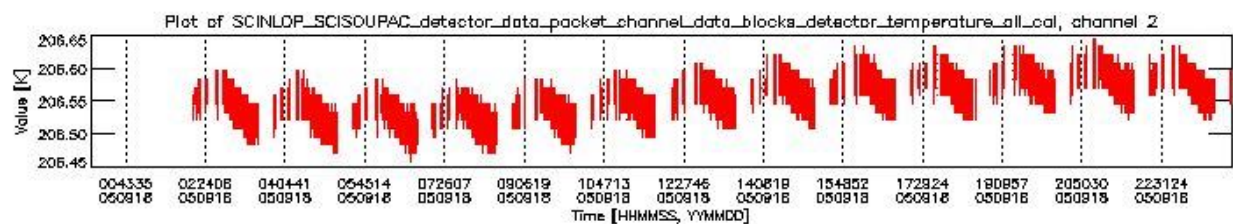
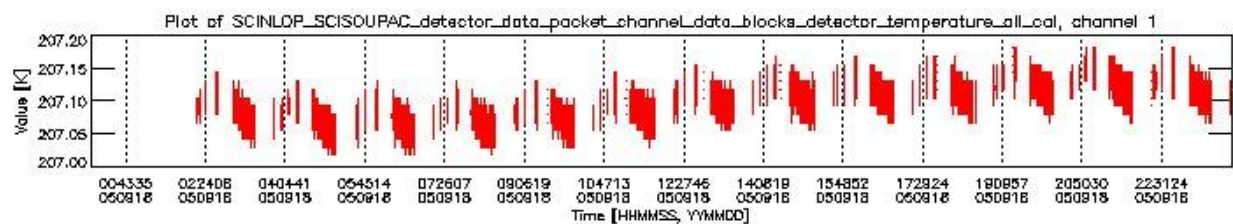
sciamachy_daily_report_level0_PFHS_5_34_N_20050918_1.PNG



sciamachy_daily_report_level0_PFHS_5_34_N_20050918_2.PNG



sciamachy_daily_report_level0_PFHS_5_34_N_20050918_3.PNG



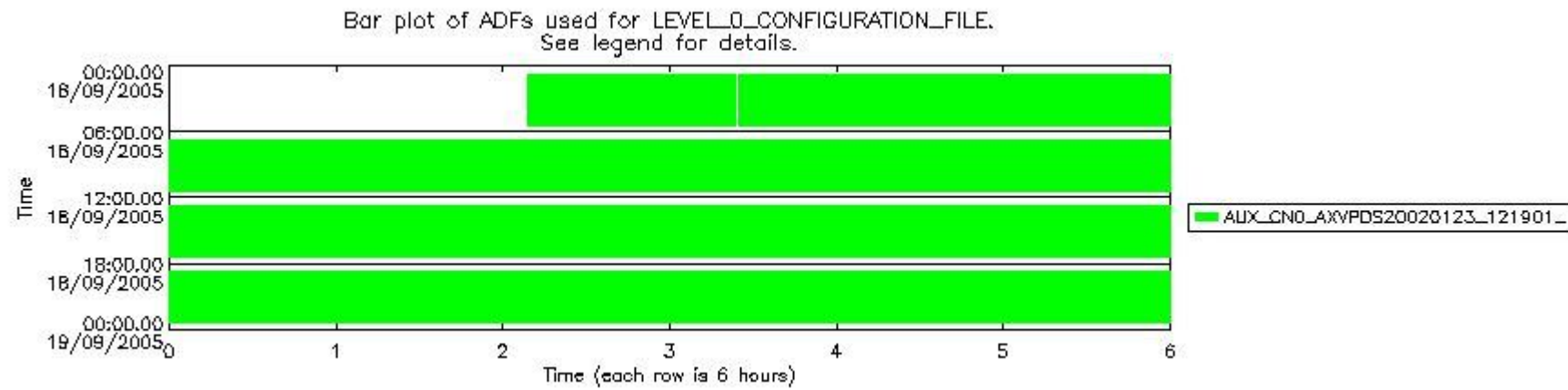
0.3 ADF monitoring

This section shows the (variation in) ADFs used for each of the products. It consists of:

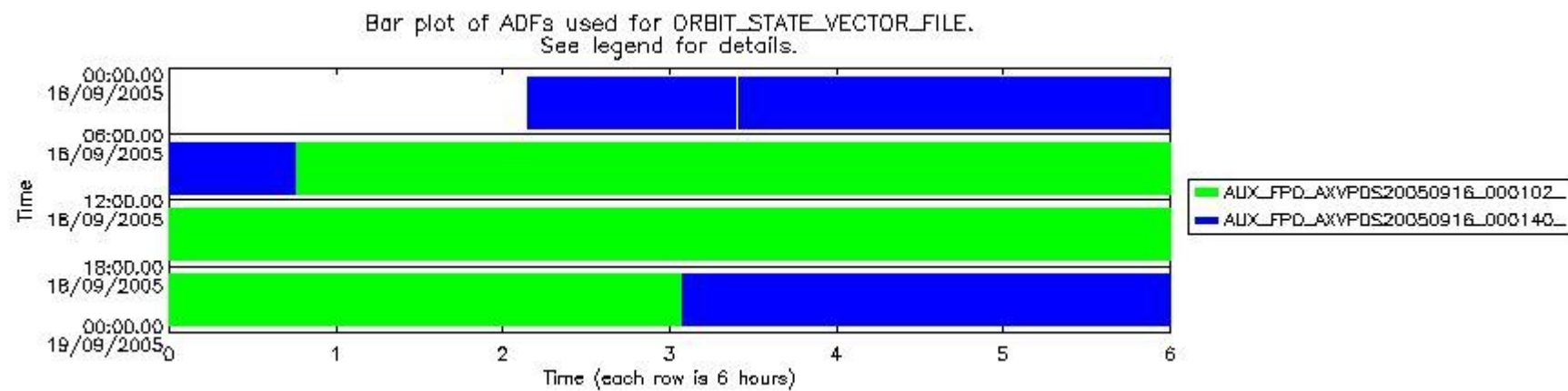
- A table showing which ADFs were used for processing (red values indicate that multiple ADFs of the same type were used)
- Various time line plots, one for each ADF, which show when which ADF was used.

If multiple ADFs of a single type were used, these are marked **red** in the table.

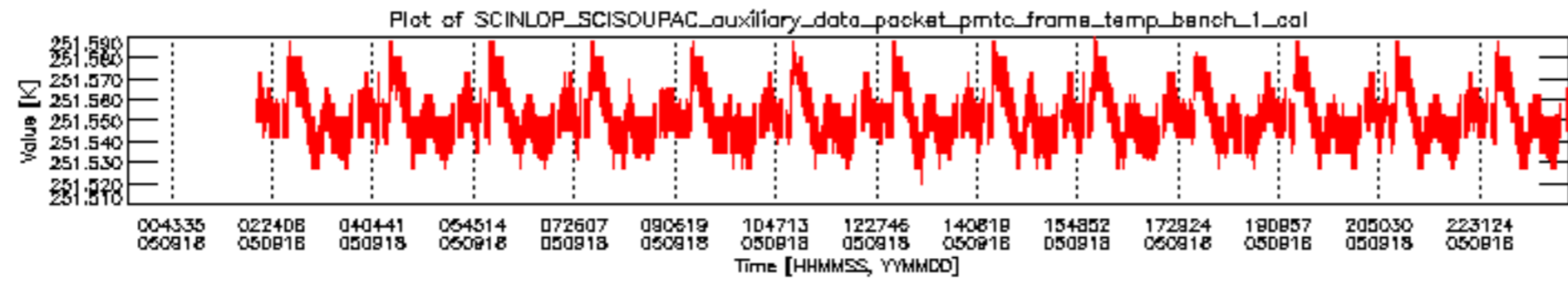
Number	ADF
	CNO (LEVEL_0_CONFIGURATION_FILE)
0	AUX_CNO_AXVPDS20020123_121901_20020101_000000_20200101_000000
	FPO (ORBIT_STATE_VECTOR_FILE)
1	AUX_FPO_AXVPDS20050916_000102_20050915_190420_20050925_203035
2	AUX_FPO_AXVPDS20050916_000140_20050915_190420_20050925_203035

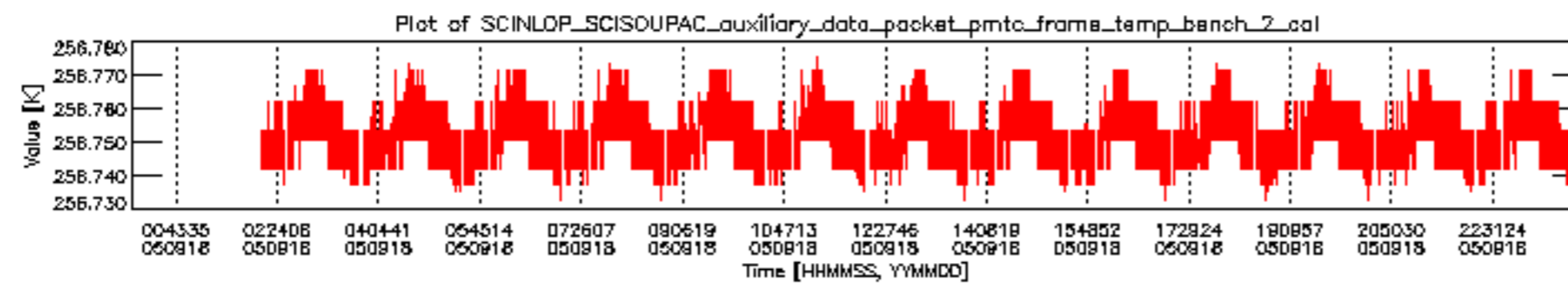


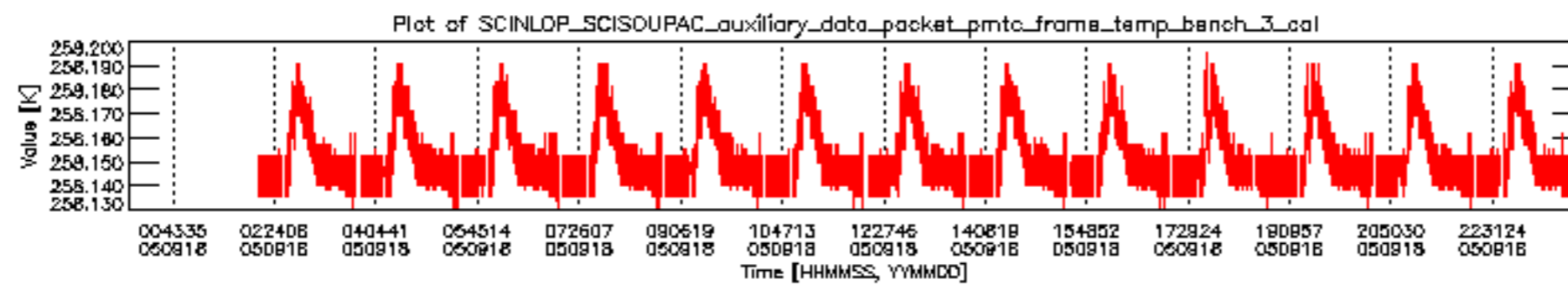
sciamachy_daily_report_level0_PFHS_5_34_N_20050918_5.PNG

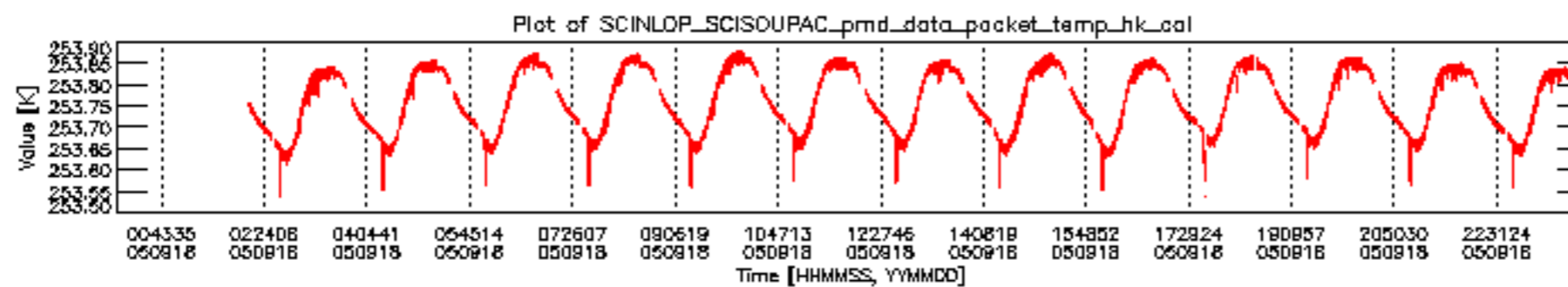


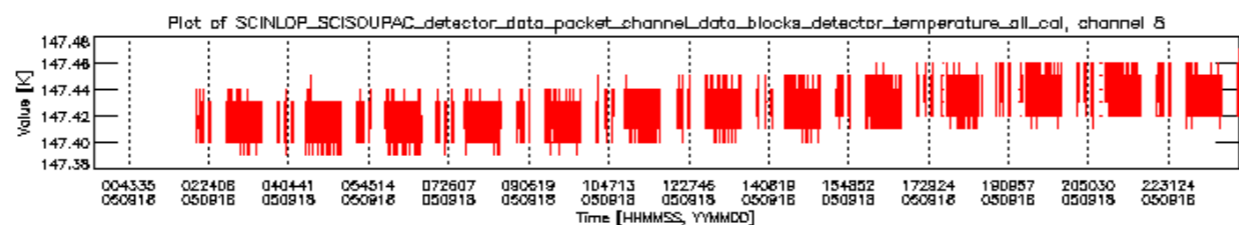
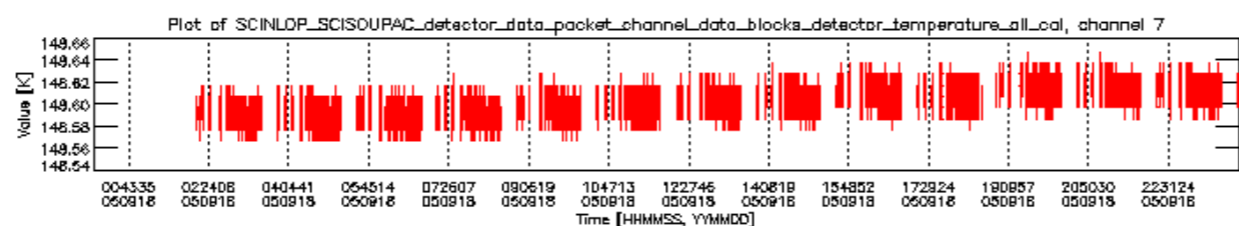
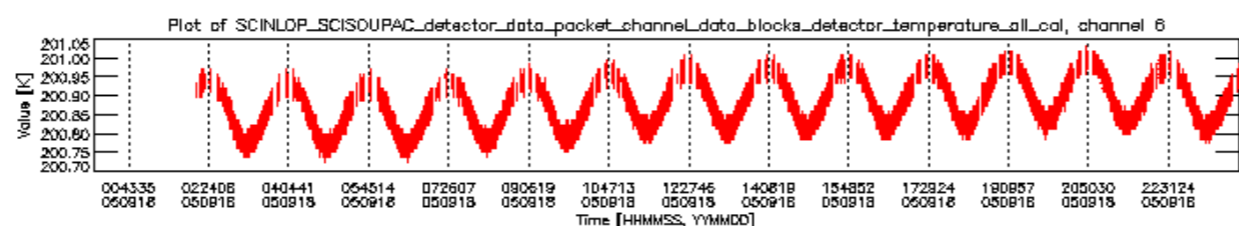
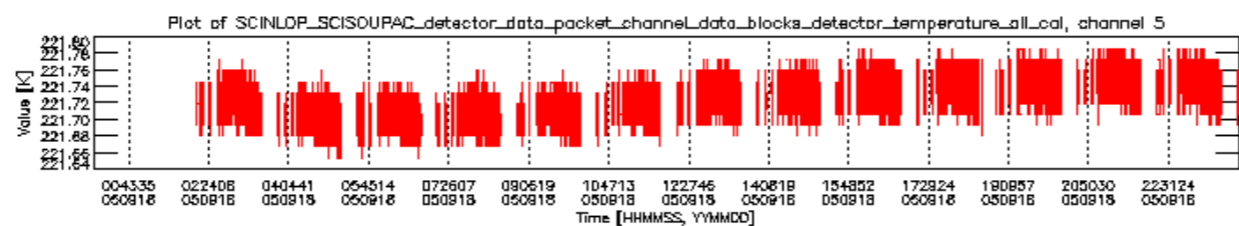
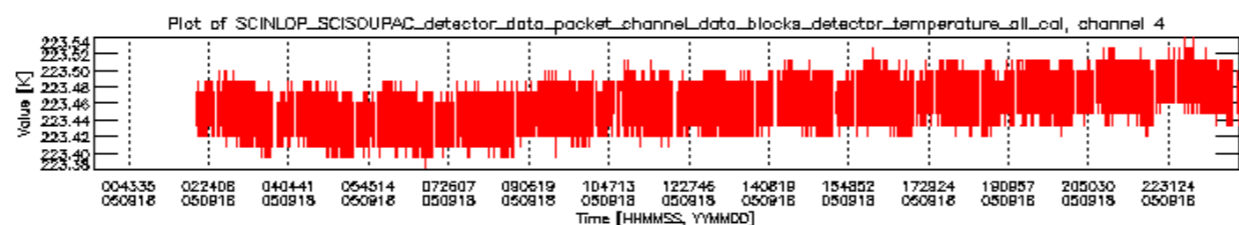
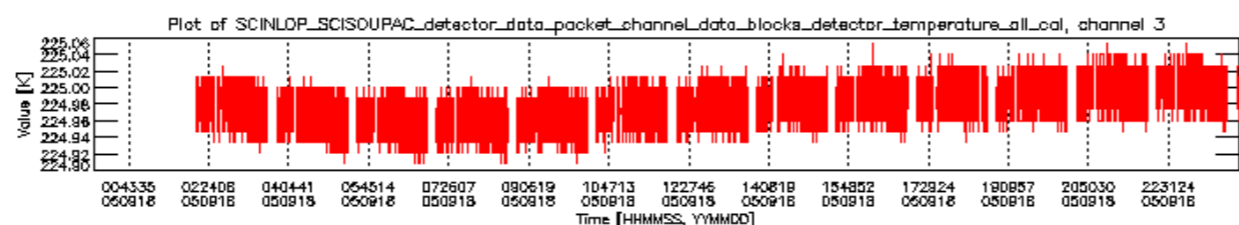
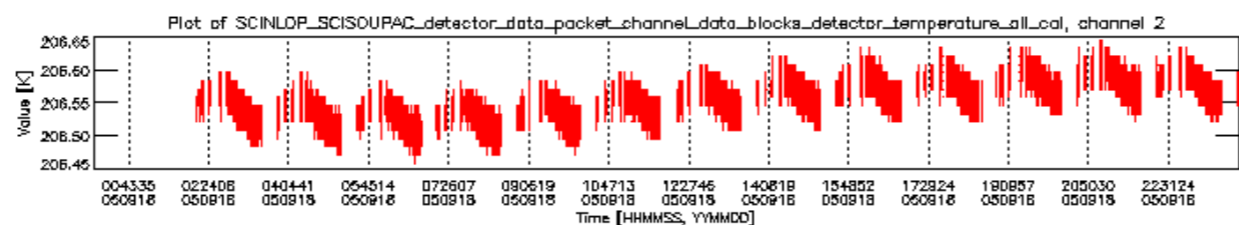
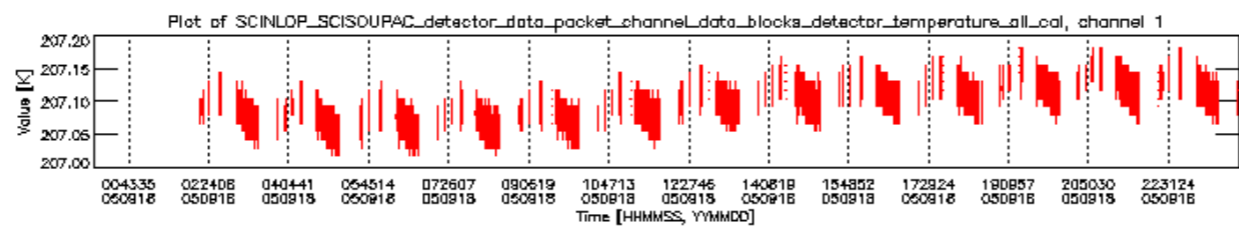
sciamachy_daily_report_level0_PFHS_5_34_N_20050918_6.PNG

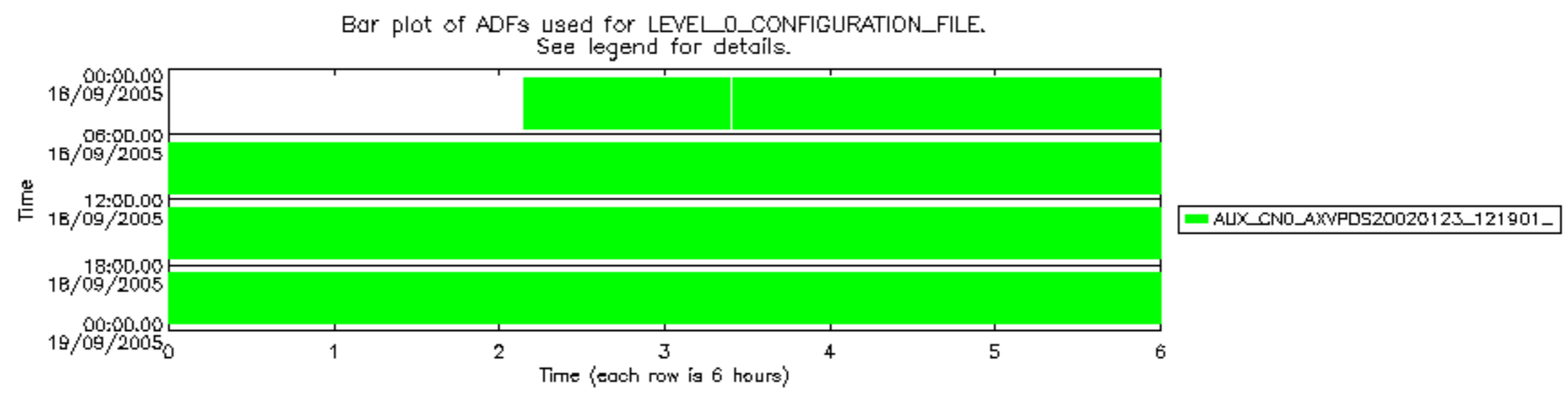












Bar plot of ADFs used for ORBIT_STATE_VECTOR_FILE.
See legend for details.

