

## 0. SCIAMACHY Daily Report for level 0 products

### [0.1 General Info](#)

### [0.2 Product Quality Indicators](#)

### [0.3 ADF monitoring](#)

## 0.1 General Info

This report contains a daily analysis on parameters extracted from SCIAMACHY level 0 data (The SCI\_NL\_\_0P product).

### 0.1.1 Report summary

The table below shows general characteristics of the data that are included into this report.

Item	Value
Report version	vdraft_20050403
Time of report generation	20SEP2005 03:16:31
Data source version	PFHS/5.34-N
Processing scope for products	16SEP2005 00:00:00 to 17SEP2005 00:00:00
Start time of first product within scope	15SEP2005 23:53:25
Stop time of last product within scope	16SEP2005 23:21:21
Total number of level 0 products	15
Number of level 0 products with errors	15

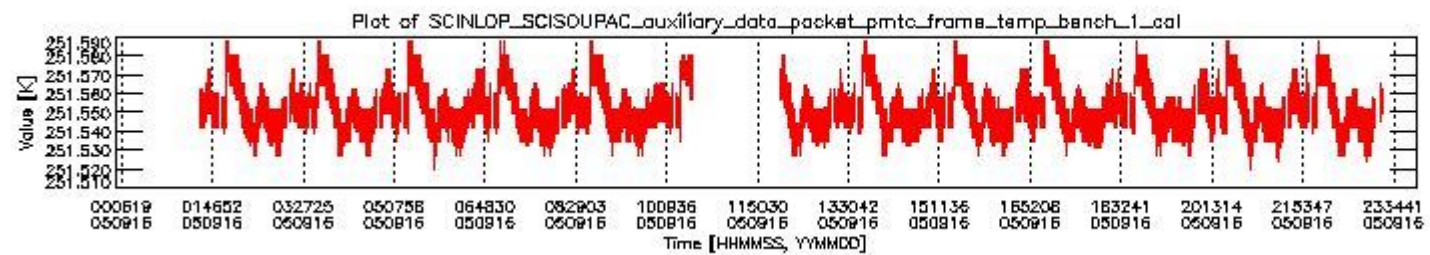
### 0.1.2 Summary per product

The following table shows a summary for each product used in this report.

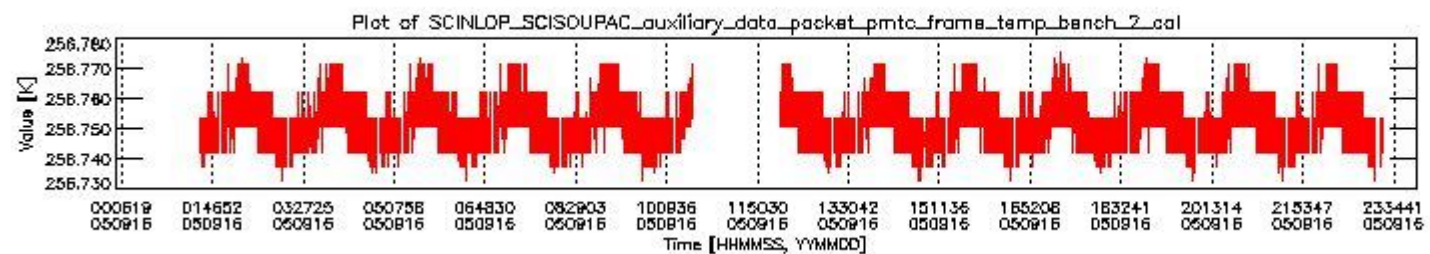
#	Product name	Start time	Stop time	Prod err	ISP err sign	ISP miss sign	ISP disc sign	rs sign
0	SCI_NL__0PNPDE20050915_235325_000059562040_00445_18535_0441.N1	15SEP2005 23:53:25	16SEP2005 01:32:41	1	0	1	0	0
1	SCI_NL__0PNPDE20050916_013157_000043862040_00446_18536_0442.N1	16SEP2005 01:31:57	16SEP2005 02:45:04	1	0	1	0	0
2	SCI_NL__0PNPDE20050916_024504_000061602040_00447_18537_0443.N1	16SEP2005 02:45:04	16SEP2005 04:27:45	1	0	1	0	0
3	SCI_NL__0PNPDE20050916_042745_000060362040_00448_18538_0444.N1	16SEP2005 04:27:45	16SEP2005 06:08:21	1	0	1	0	0
4	SCI_NL__0PNPDK20050916_060713_000041702040_00449_18539_0545.N1	16SEP2005 06:07:13	16SEP2005 07:16:43	1	0	1	0	0
5	SCI_NL__0PNPDK20050916_071547_000061602040_00450_18540_0546.N1	16SEP2005 07:15:47	16SEP2005 08:58:28	1	0	1	0	0
6	SCI_NL__0PNPDK20050916_085719_000060362040_00451_18541_0547.N1	16SEP2005 08:57:19	16SEP2005 10:37:55	1	0	1	0	0
7	SCI_NL__0PNPDK20050916_121532_000060362040_00453_18543_0549.N1	16SEP2005 12:15:32	16SEP2005 13:56:08	1	0	1	0	0
8	SCI_NL__0PNPDK20050916_135459_000058562040_00454_18544_0550.N1	16SEP2005 13:54:59	16SEP2005 15:32:36	1	0	1	0	0
9	SCI_NL__0PNPDK20050916_135608_000057872040_00454_18544_0554.N1	16SEP2005 13:56:08	16SEP2005 15:32:36	1	0	1	0	0
10	SCI_NL__0PNPDK20050916_153031_000060862040_00455_18545_0551.N1	16SEP2005 15:30:31	16SEP2005 17:11:58	1	0	1	0	0
11	SCI_NL__0PNPDK20050916_171102_000058542040_00456_18546_0552.N1	16SEP2005 17:11:02	16SEP2005 18:48:36	1	0	1	0	0
12	SCI_NL__0PNPDK20050916_184639_000060362040_00457_18547_0553.N1	16SEP2005 18:46:39	16SEP2005 20:27:15	1	0	1	0	0
13	SCI_NL__0PNPDE20050916_202715_000044512040_00458_18548_0446.N1	16SEP2005 20:27:15	16SEP2005 21:41:27	1	0	1	0	0
14	SCI_NL__0PNPDE20050916_213958_000060822040_00458_18548_0447.N1	16SEP2005 21:39:58	16SEP2005 23:21:21	1	0	1	0	0

## 0.2 Product Quality Indicators

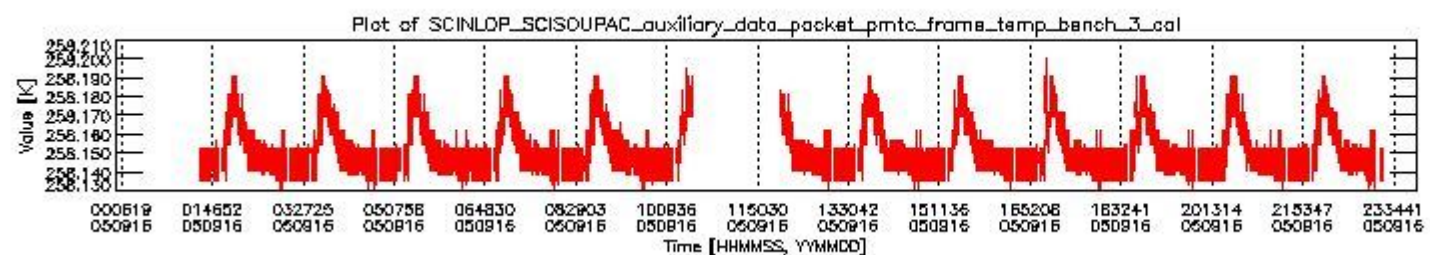
This section shows information about product quality, currently temperatures.



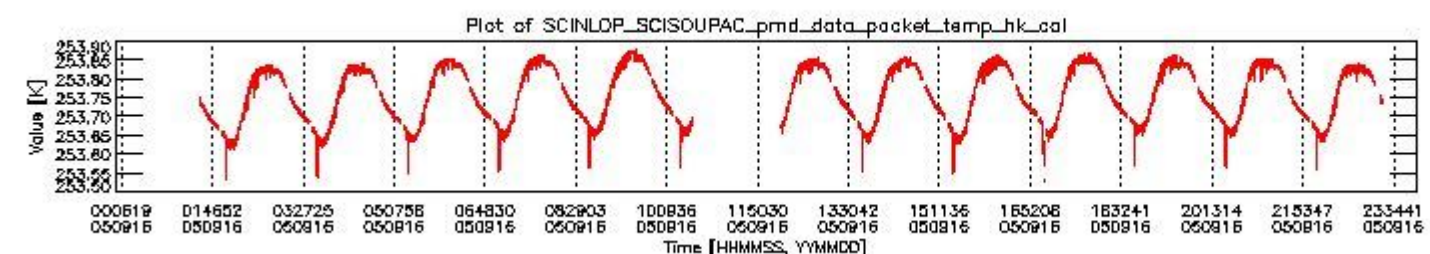
sciamachy\_daily\_report\_level0\_PFHS\_5\_34\_N\_20050916\_0.PNG



sciamachy\_daily\_report\_level0\_PFHS\_5\_34\_N\_20050916\_1.PNG

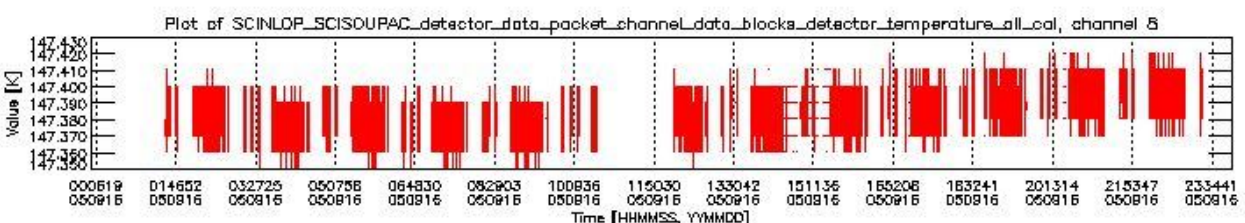
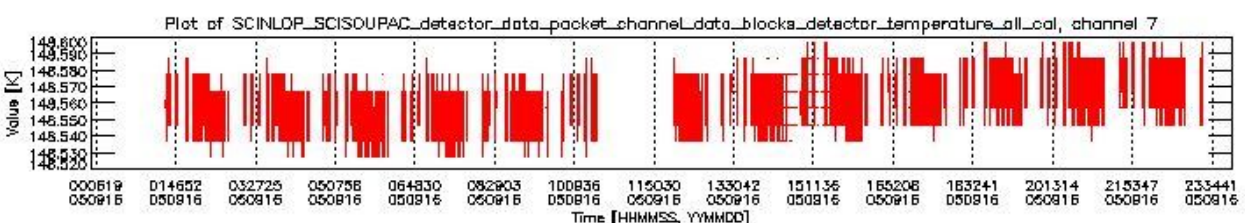
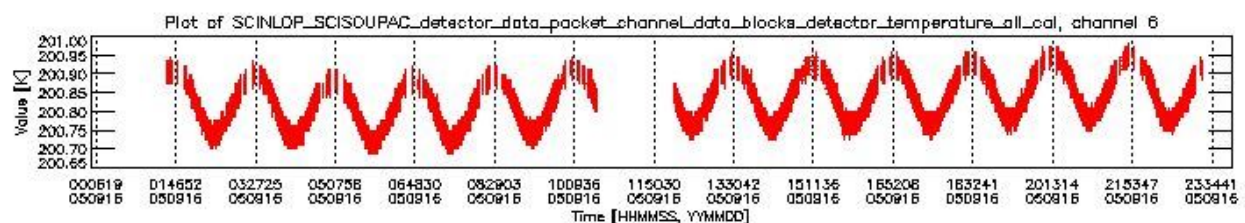
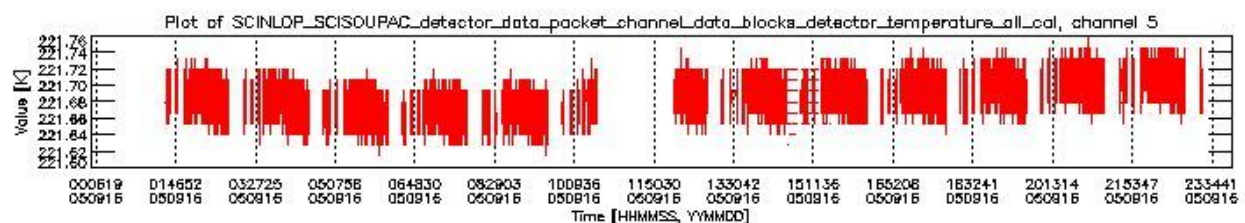
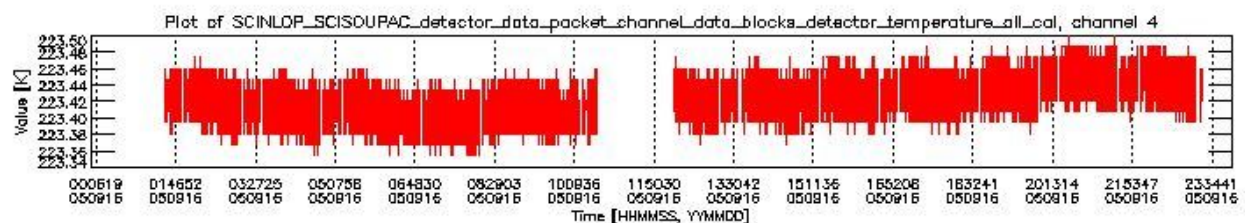
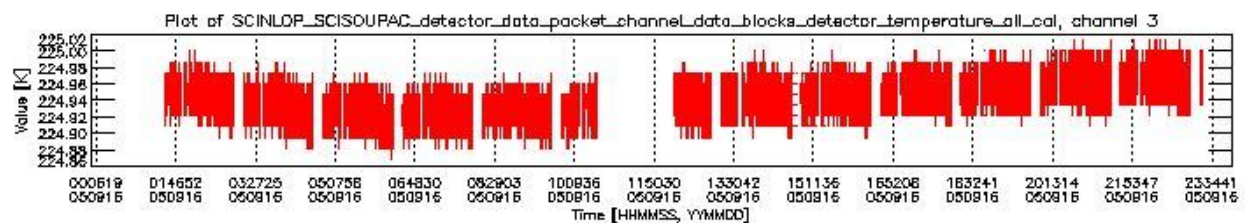
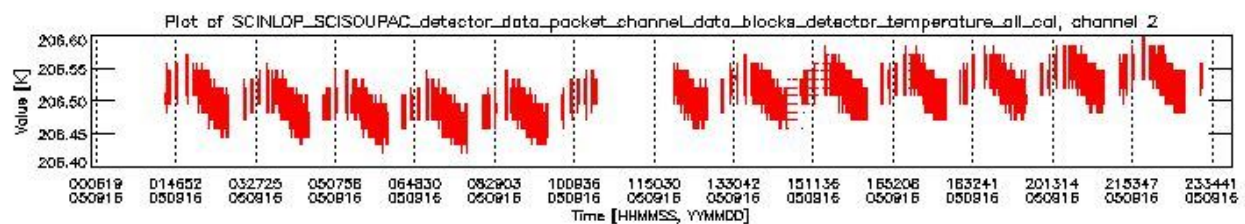
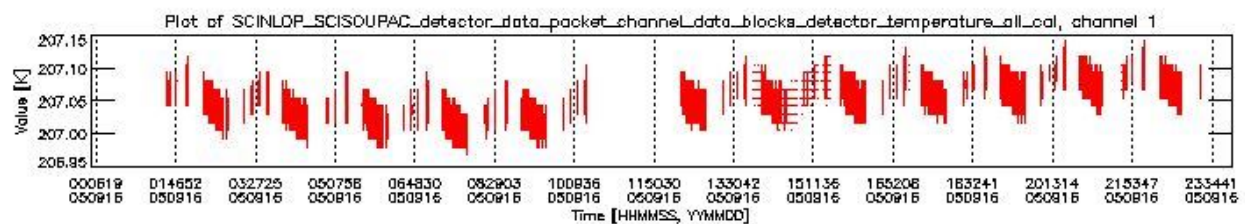


sciamachy\_daily\_report\_level0\_PFHS\_5\_34\_N\_20050916\_2.PNG



sciamachy\_daily\_report\_level0\_PFHS\_5\_34\_N\_20050916\_3.PNG





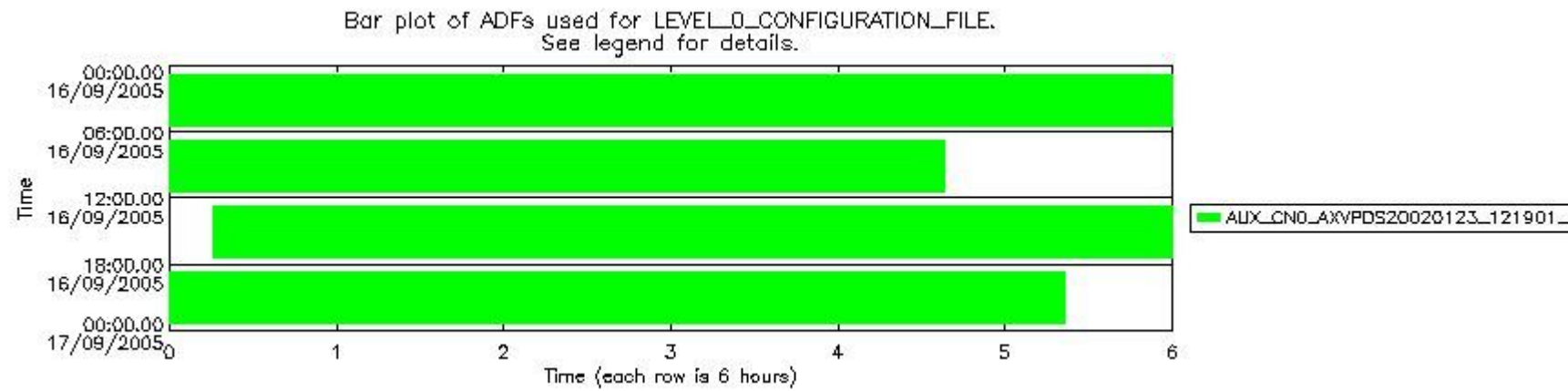
### 0.3 ADF monitoring

This section shows the (variation in) ADFs used for each of the products. It consists of:

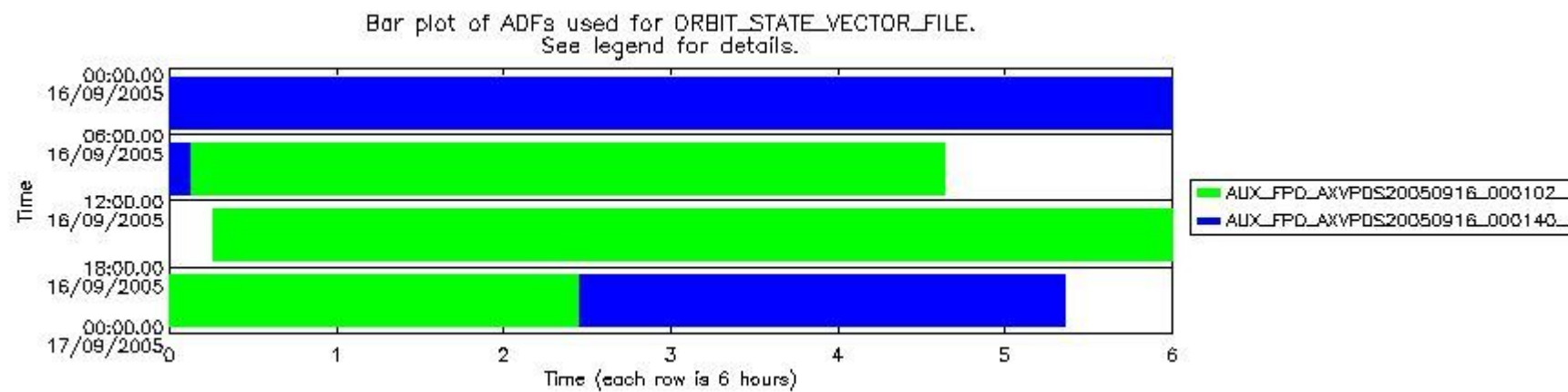
- A table showing which ADFs were used for processing (red values indicate that multiple ADFs of the same type were used)
- Various time line plots, one for each ADF, which show when which ADF was used.

If multiple ADFs of a single type were used, these are marked **red** in the table.

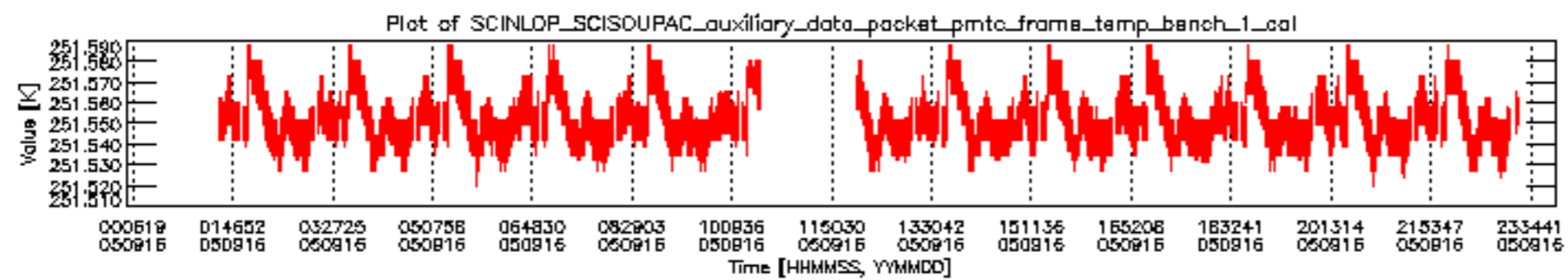
Number	ADF
	<b>CNO (LEVEL_0_CONFIGURATION_FILE)</b>
0	AUX_CNO_AXVPDS20020123_121901_20020101_000000_20200101_000000
	<b>FPO (ORBIT_STATE_VECTOR_FILE)</b>
1	AUX_FPO_AXVPDS20050916_000102_20050915_190420_20050925_203035
2	AUX_FPO_AXVPDS20050916_000140_20050915_190420_20050925_203035

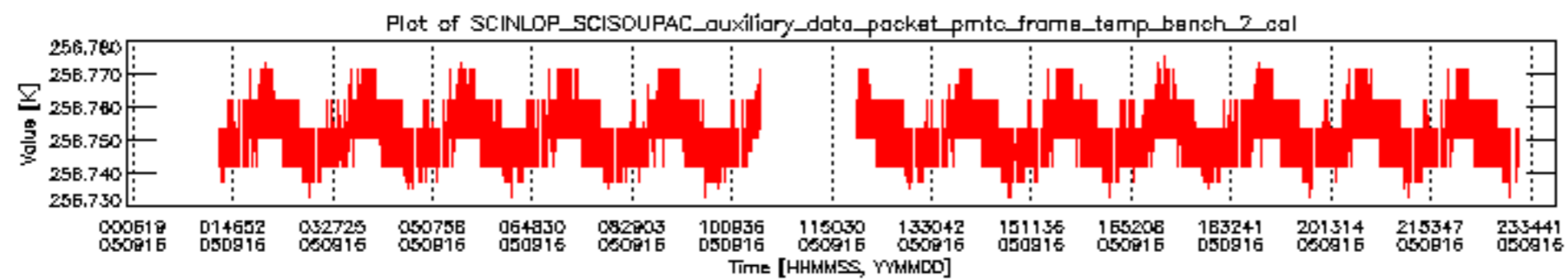


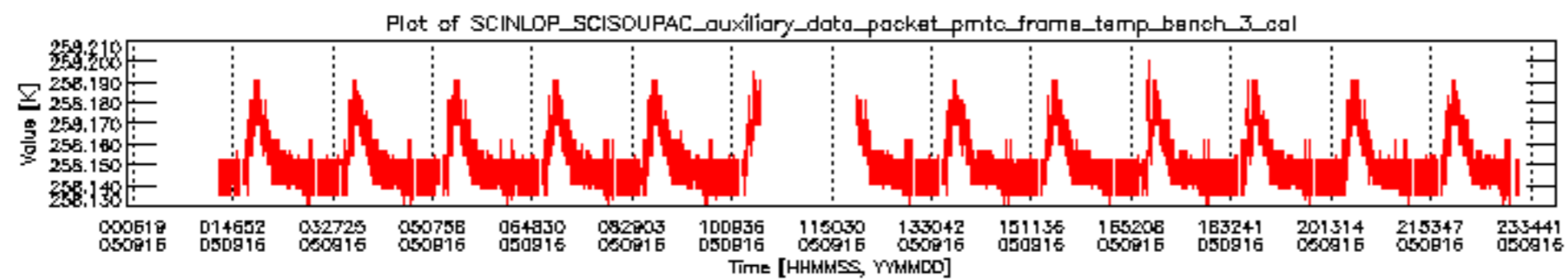
sciamachy\_daily\_report\_level0\_PFHS\_5\_34\_N\_20050916\_5.PNG

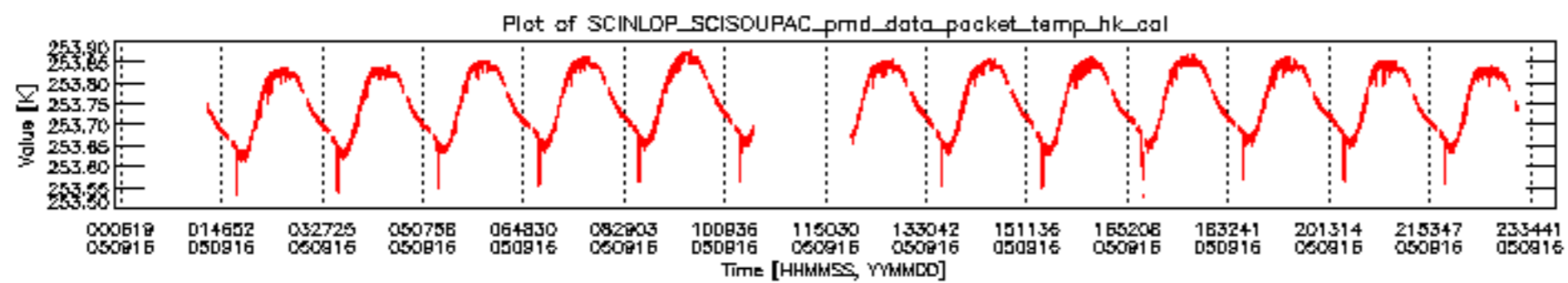


sciamachy\_daily\_report\_level0\_PFHS\_5\_34\_N\_20050916\_6.PNG

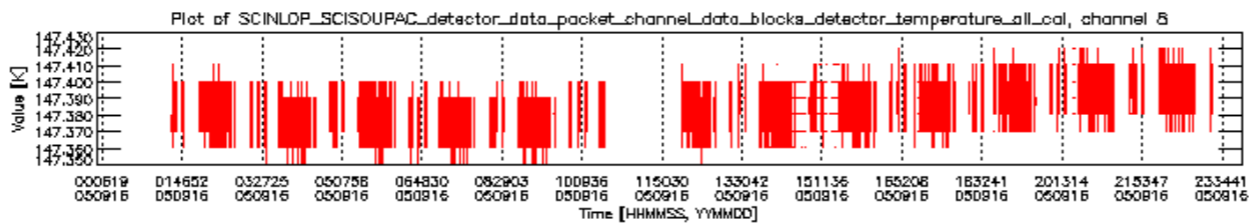
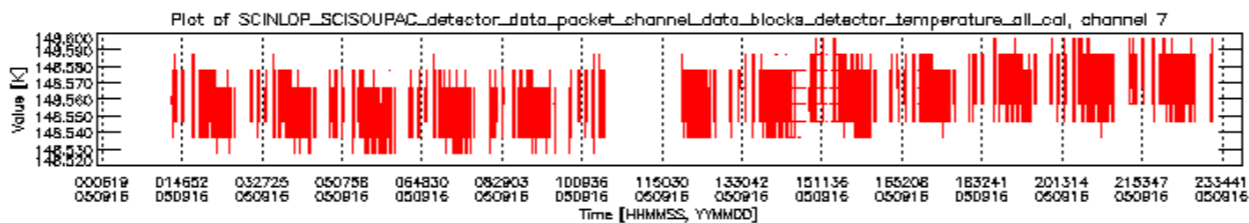
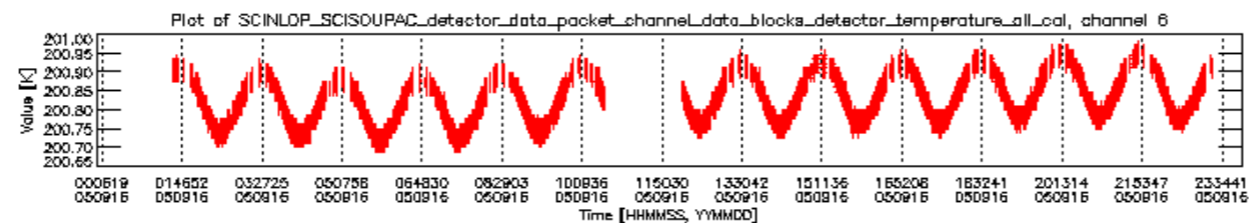
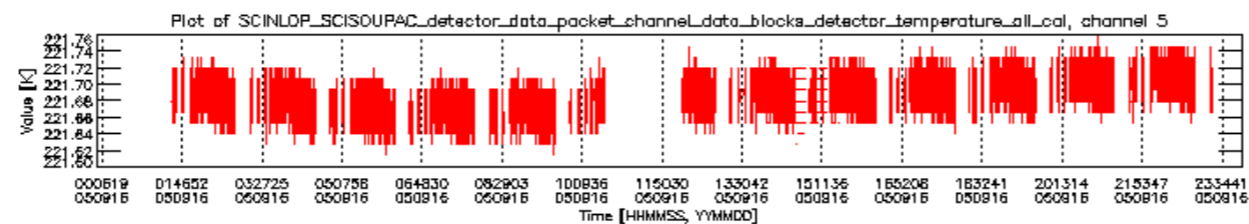
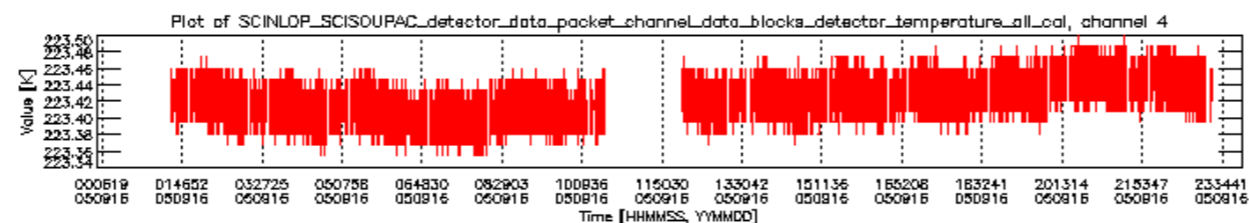
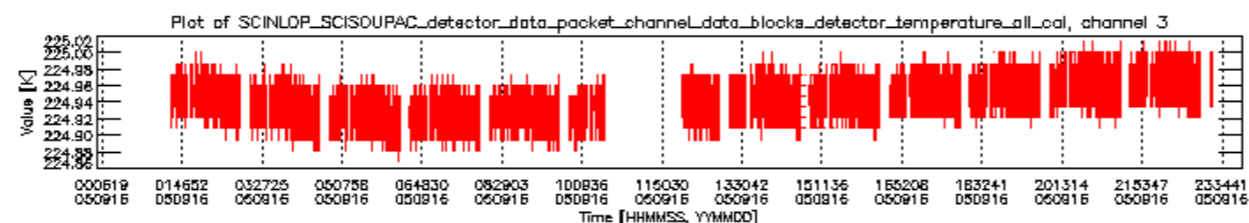
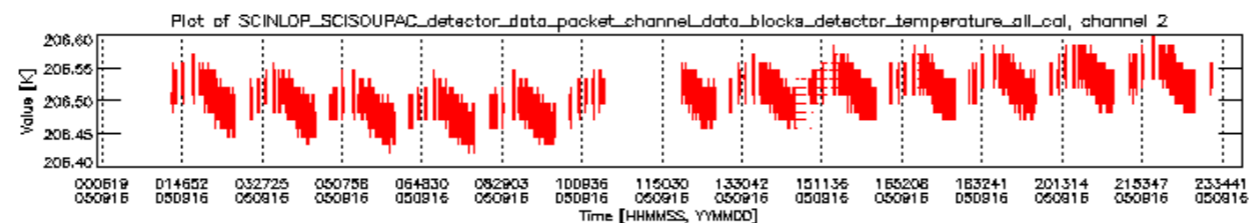
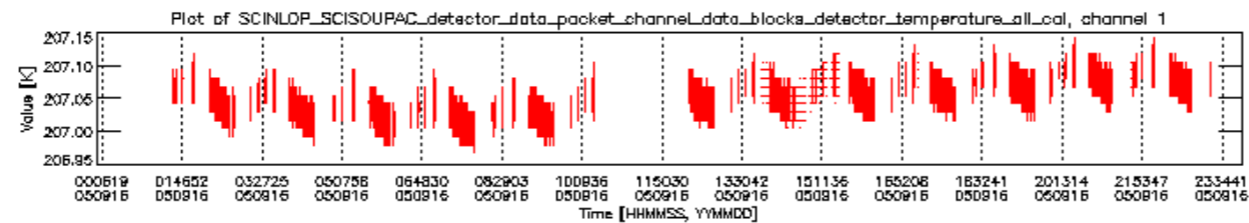


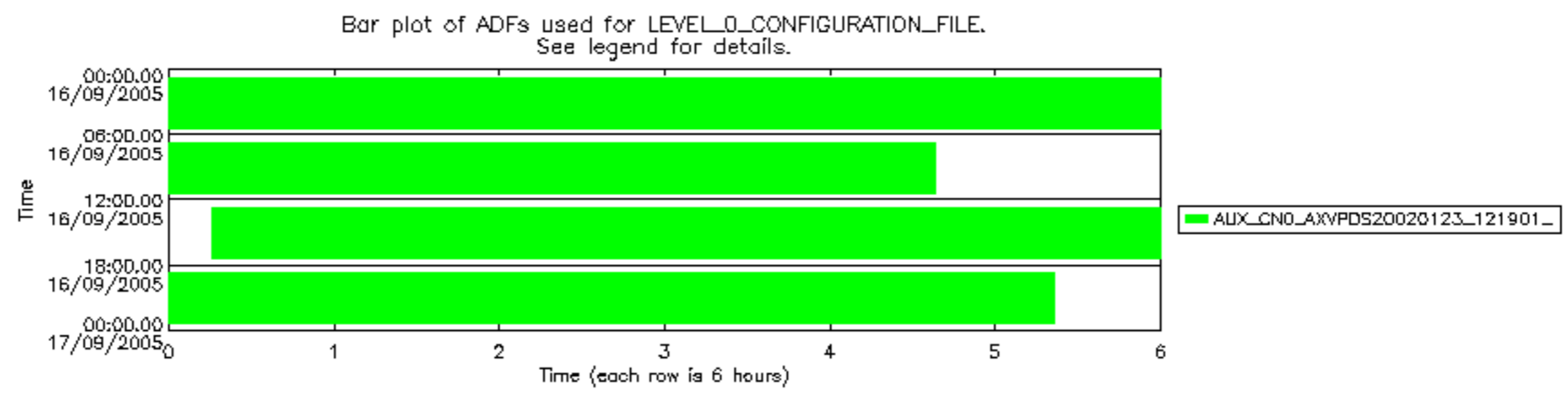












Bar plot of ADFs used for ORBIT\_STATE\_VECTOR\_FILE.  
See legend for details.

