

## 0. SCIAMACHY Daily Report for level 0 products

### [0.1 General Info](#)

### [0.2 Product Quality Indicators](#)

### [0.3 ADF monitoring](#)

#### 0.1 General Info

This report contains a daily analysis on parameters extracted from SCIAMACHY level 0 data (The SCI\_NL\_\_0P product).

##### 0.1.1 Report summary

The table below shows general characteristics of the data that are included into this report.

Item	Value
Report version	vdraft_20050403
Time of report generation	19SEP2005 02:04:22
Data source version	PFHS/5.34-N
Processing scope for products	15SEP2005 00:00:00 to 16SEP2005 00:00:00
Start time of first product within scope	14SEP2005 22:45:09
Stop time of last product within scope	16SEP2005 01:32:41
Total number of level 0 products	16
Number of level 0 products with errors	16

##### 0.1.2 Summary per product

The following table shows a summary for each product used in this report.

#	Product name	Start time	Stop time	Prod err	ISP err sign	ISP miss sign	ISP disc sign	rs sign
0	SCI_NL__0PNPDE20050914_224509_000060682040_00430_18520_0432.N1	14SEP2005 22:45:09	15SEP2005 00:26:18	1	1	1	0	0
1	SCI_NL__0PNPDE20050915_002454_000059122040_00431_18521_0434.N1	15SEP2005 00:24:54	15SEP2005 02:03:26	1	0	1	0	0
2	SCI_NL__0PNPDE20050915_020243_000044862040_00432_18522_0435.N1	15SEP2005 02:02:43	15SEP2005 03:17:29	1	0	1	0	0
3	SCI_NL__0PNPDE20050915_031729_000061052040_00433_18523_0436.N1	15SEP2005 03:17:29	15SEP2005 04:59:14	1	0	1	0	0
4	SCI_NL__0PNPDE20050915_045914_000060362040_00434_18524_0437.N1	15SEP2005 04:59:14	15SEP2005 06:39:51	1	0	1	0	0
5	SCI_NL__0PNPDK20050915_063842_000041822040_00435_18525_0536.N1	15SEP2005 06:38:42	15SEP2005 07:48:25	1	0	1	0	0
6	SCI_NL__0PNPDK20050915_074716_000061602040_00436_18526_0537.N1	15SEP2005 07:47:16	15SEP2005 09:29:57	1	1	1	0	0
7	SCI_NL__0PNPDK20050915_092901_000059672040_00437_18527_0538.N1	15SEP2005 09:29:01	15SEP2005 11:08:29	1	0	1	0	0
8	SCI_NL__0PNPDK20050915_110829_000059672040_00438_18528_0539.N1	15SEP2005 11:08:29	15SEP2005 12:47:57	1	0	1	0	0
9	SCI_NL__0PNPDK20050915_124701_000059672040_00439_18529_0540.N1	15SEP2005 12:47:01	15SEP2005 14:26:29	1	0	1	0	0
10	SCI_NL__0PNPDK20050915_142533_000059122040_00440_18530_0541.N1	15SEP2005 14:25:33	15SEP2005 16:04:05	1	0	1	0	0
11	SCI_NL__0PNPDK20050915_160201_000059182040_00441_18531_0542.N1	15SEP2005 16:02:01	15SEP2005 17:40:40	1	0	1	0	0
12	SCI_NL__0PNPDK20050915_191808_000061742040_00443_18533_0544.N1	15SEP2005 19:18:08	15SEP2005 21:01:03	1	0	1	0	0
13	SCI_NL__0PNPDE20050915_210159_000041692040_00444_18534_0439.N1	15SEP2005 21:01:59	15SEP2005 22:11:28	1	0	1	0	0
14	SCI_NL__0PNPDE20050915_221044_000062442040_00444_18534_0440.N1	15SEP2005 22:10:44	15SEP2005 23:54:48	1	0	1	0	0
15	SCI_NL__0PNPDE20050915_235325_000059562040_00445_18535_0441.N1	15SEP2005 23:53:25	16SEP2005 01:32:41	1	0	1	0	0

## 0.2 Product Quality Indicators

This section shows information about product quality, currently temperatures.

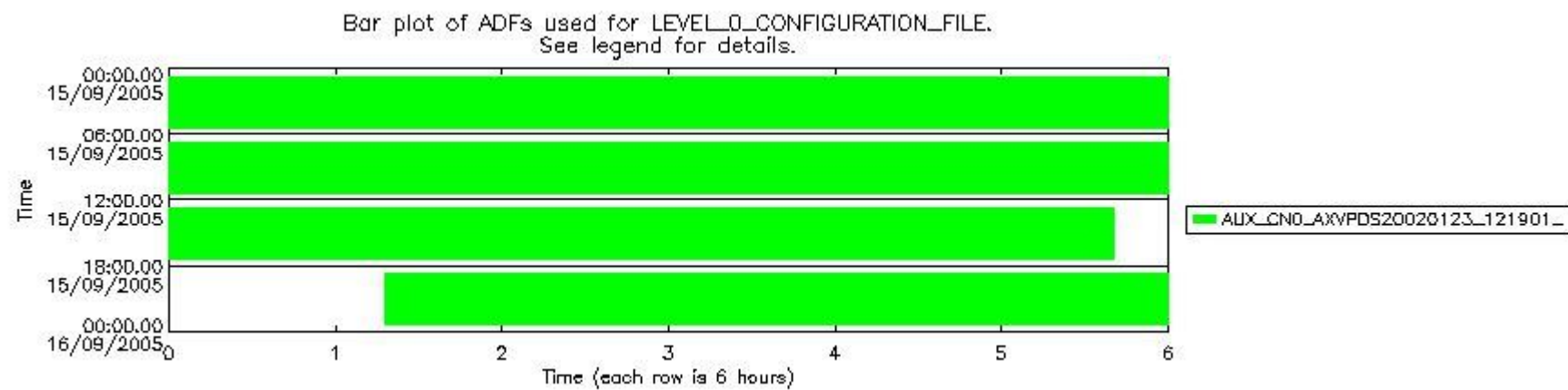
## 0.3 ADF monitoring

This section shows the (variation in) ADFs used for each of the products. It consists of:

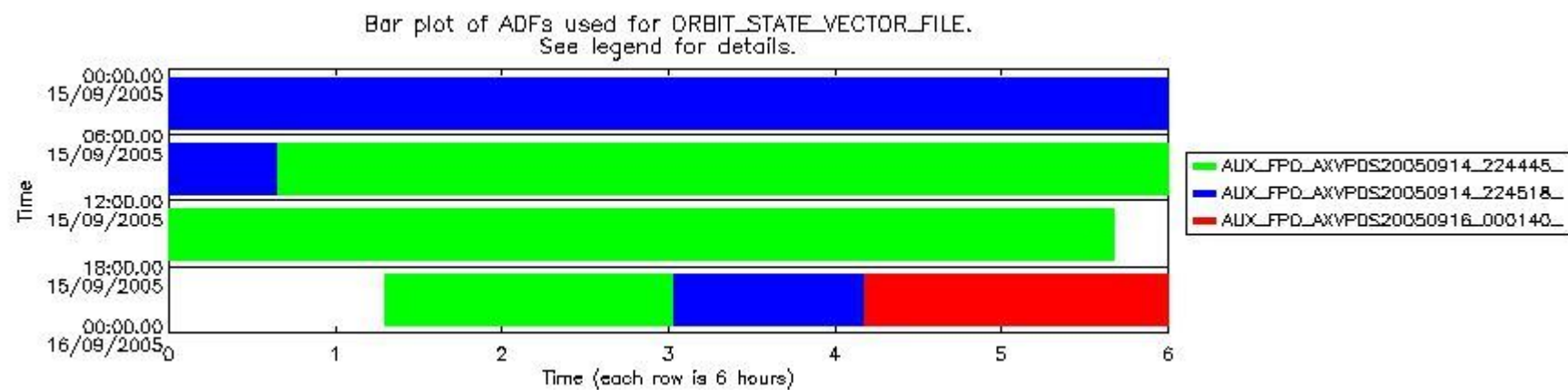
- A table showing which ADFs were used for processing (red values indicate that multiple ADFs of the same type were used)
- Various time line plots, one for each ADF, which show when which ADF was used.

If multiple ADFs of a single type were used, these are marked **red** in the table.

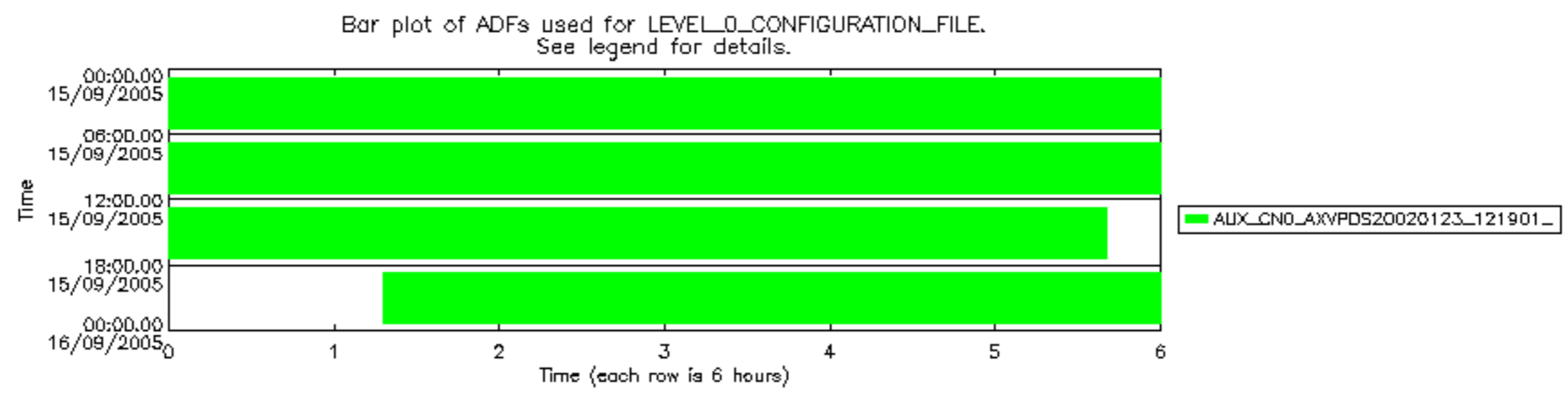
Number	ADF
	<b>CNO (LEVEL_0_CONFIGURATION_FILE)</b>
0	AUX_CNO_AXVPDS20020123_121901_20020101_000000_20200101_000000
	<b>FPO (ORBIT_STATE_VECTOR_FILE)</b>
1	AUX_FPO_AXVPDS20050914_224445_20050914_193557_20050924_210212
2	AUX_FPO_AXVPDS20050914_224518_20050914_193557_20050924_210212
3	AUX_FPO_AXVPDS20050916_000140_20050915_190420_20050925_203035



sciamachy\_daily\_report\_level0\_PFHS\_5\_34\_N\_20050915\_0.PNG



sciamachy\_daily\_report\_level0\_PFHS\_5\_34\_N\_20050915\_1.PNG



Bar plot of ADFs used for ORBIT\_STATE\_VECTOR\_FILE.  
See legend for details.

