

0. SCIAMACHY Daily Report for level 0 products

[0.1 General Info](#)

[0.2 Product Quality Indicators](#)

[0.3 ADF monitoring](#)

0.1 General Info

This report contains a daily analysis on parameters extracted from SCIAMACHY level 0 data (The SCI_NL__0P product).

0.1.1 Report summary

The table below shows general characteristics of the data that are included into this report.

Item	Value
Report version	vdraft_20050403
Time of report generation	18SEP2005 03:48:22
Data source version	PFHS/5.34-N
Processing scope for products	14SEP2005 00:00:00 to 15SEP2005 00:00:00
Start time of first product within scope	13SEP2005 23:14:27
Stop time of last product within scope	15SEP2005 00:26:18
Total number of level 0 products	14
Number of level 0 products with errors	14


0.1.2 Summary per product

The following table shows a summary for each product used in this report.


#	Product name	Start time	Stop time	Prod err	ISP err sign	ISP miss sign	ISP disc sign	rs sign
0	SCI_NL__0PNPDE20050913_231427_000061162040_00416_18506_0425.N1	13SEP2005 23:14:27	14SEP2005 00:56:24	1	0	1	0	0
1	SCI_NL__0PNPDE20050914_005624_000043312040_00417_18507_0426.N1	14SEP2005 00:56:24	14SEP2005 02:08:35	1	0	1	0	0
2	SCI_NL__0PNPDE20050914_020726_000061602040_00418_18508_0427.N1	14SEP2005 02:07:26	14SEP2005 03:50:07	1	0	1	0	0
3	SCI_NL__0PNPDE20050914_034859_000061052040_00419_18509_0428.N1	14SEP2005 03:48:59	14SEP2005 05:30:44	1	0	1	0	0
4	SCI_NL__0PNPDE20050914_052948_000060922040_00420_18510_0429.N1	14SEP2005 05:29:48	14SEP2005 07:11:20	1	0	1	0	0
5	SCI_NL__0PNPDK20050914_071024_000041012040_00421_18511_0519.N1	14SEP2005 07:10:24	14SEP2005 08:18:46	1	0	1	0	0
6	SCI_NL__0PNPDK20050914_081750_000060232040_00422_18512_0520.N1	14SEP2005 08:17:50	14SEP2005 09:58:14	1	0	1	0	0
7	SCI_NL__0PNPDK20050914_131626_000060362040_00425_18515_0523.N1	14SEP2005 13:16:26	14SEP2005 14:57:03	1	0	1	0	0
8	SCI_NL__0PNPDK20050914_145607_000058992040_00426_18516_0525.N1	14SEP2005 14:56:07	14SEP2005 16:34:26	1	0	1	0	0
9	SCI_NL__0PNPDK20050914_163234_000059742040_00427_18517_0528.N1	14SEP2005 16:32:34	14SEP2005 18:12:09	1	0	1	0	0
10	SCI_NL__0PNPDK20050914_181059_000059192040_00428_18518_0530.N1	14SEP2005 18:10:59	14SEP2005 19:49:38	1	0	1	0	0
11	SCI_NL__0PNPDE20050914_194938_000039282040_00429_18519_0430.N1	14SEP2005 19:49:38	14SEP2005 20:55:07	1	0	1	0	0
12	SCI_NL__0PNPDE20050914_205507_000066022040_00429_18519_0431.N1	14SEP2005 20:55:07	14SEP2005 22:45:09	1	0	1	0	0
13	SCI_NL__0PNPDE20050914_224509_000060682040_00430_18520_0432.N1	14SEP2005 22:45:09	15SEP2005 00:26:18	1	1	1	0	0

0.2 Product Quality Indicators


This section shows information about product quality, currently temperatures.




sciamachy_daily_report_level0_PFHS_5_34_N_20050914_0.PNG



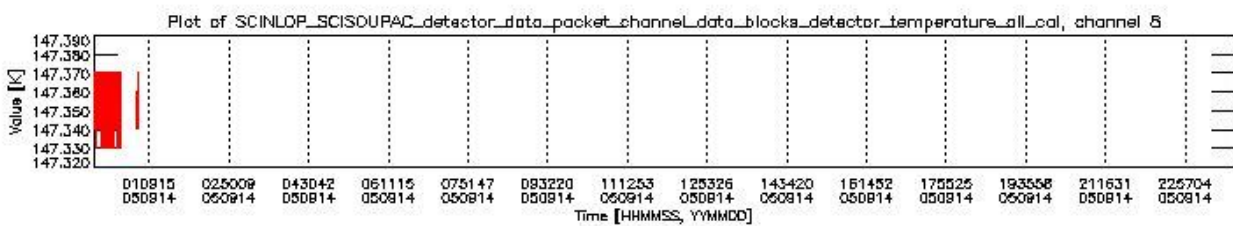
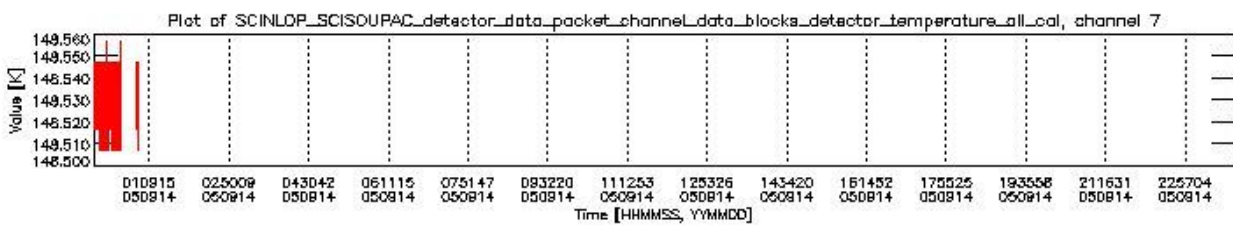
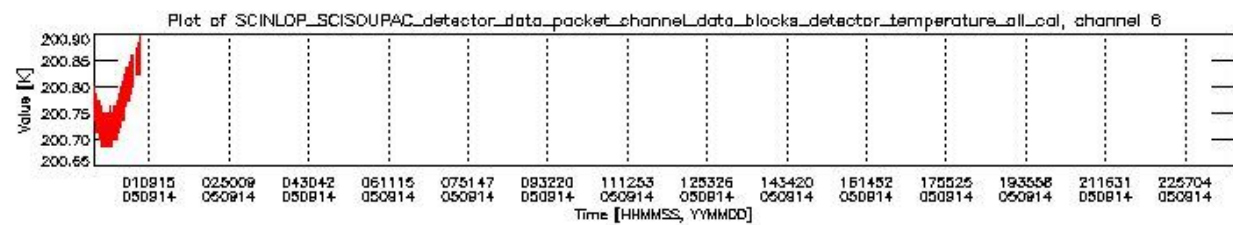
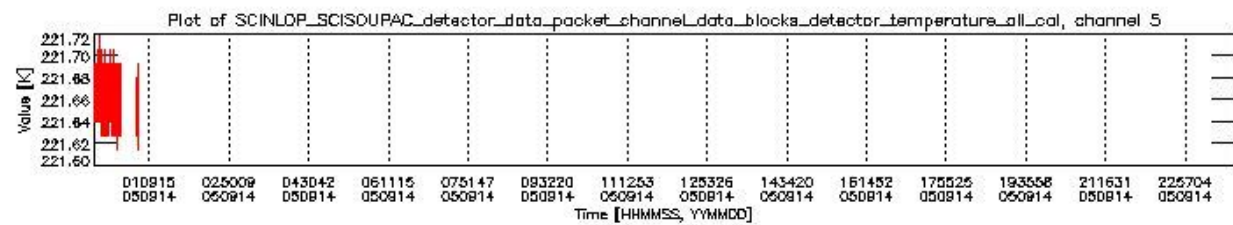
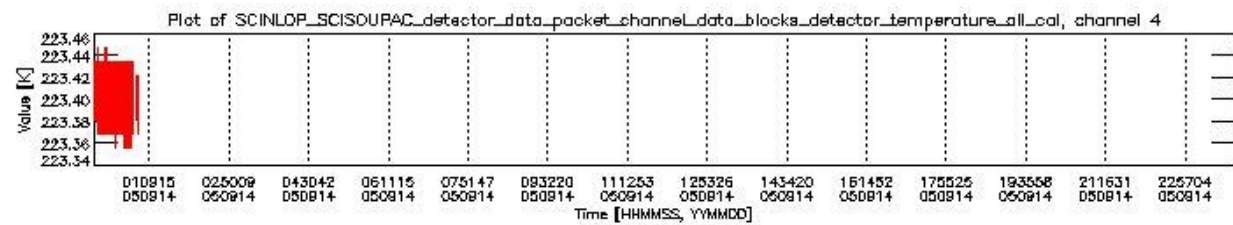
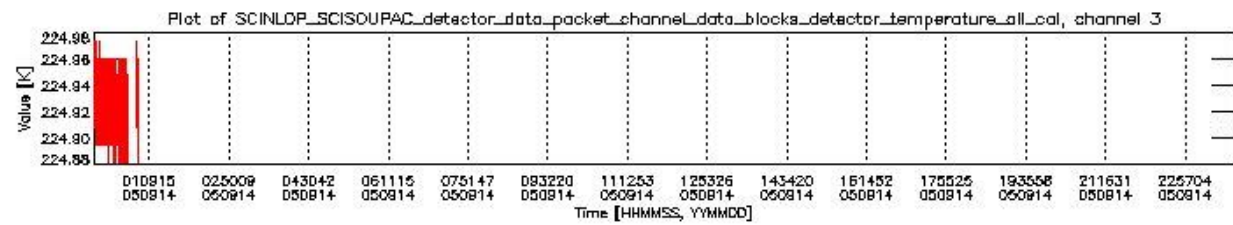
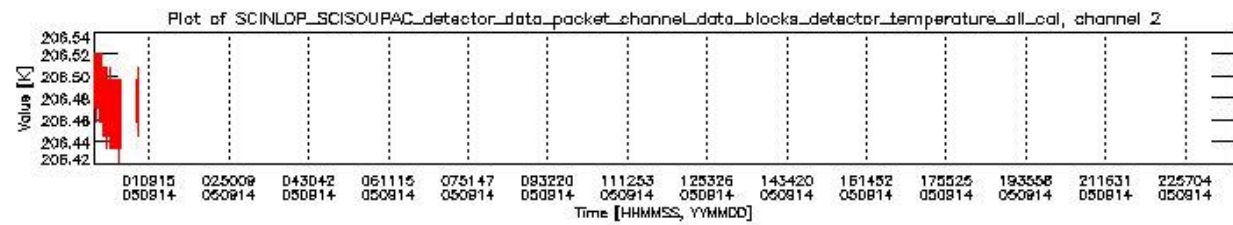
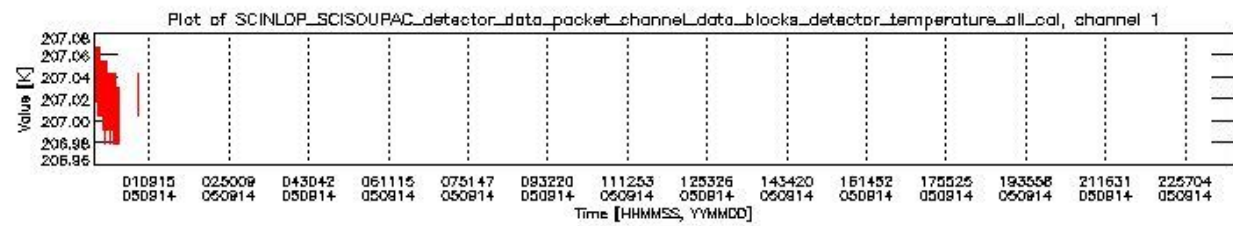
sciamachy_daily_report_level0_PFHS_5_34_N_20050914_1.PNG



sciamachy_daily_report_level0_PFHS_5_34_N_20050914_2.PNG



sciamachy_daily_report_level0_PFHS_5_34_N_20050914_3.PNG



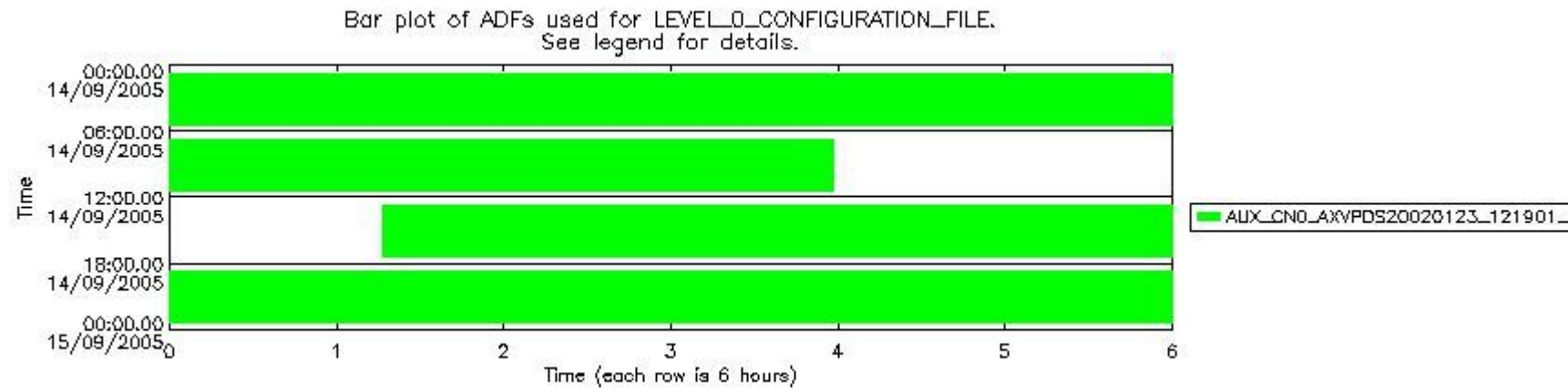
0.3 ADF monitoring

This section shows the (variation in) ADFs used for each of the products. It consists of:

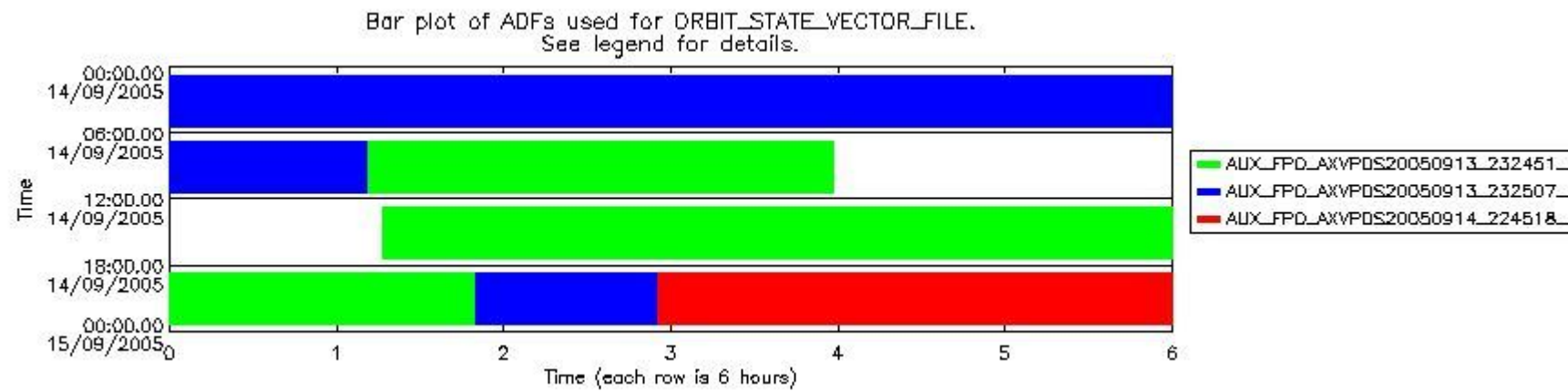
- A table showing which ADFs were used for processing (red values indicate that multiple ADFs of the same type were used)
- Various time line plots, one for each ADF, which show when which ADF was used.

If multiple ADFs of a single type were used, these are marked **red** in the table.

Number	ADF
	CNO (LEVEL_0_CONFIGURATION_FILE)
0	AUX_CNO_AXVPDS20020123_121901_20020101_000000_20200101_000000
	FPO (ORBIT_STATE_VECTOR_FILE)
1	AUX_FPO_AXVPDS20050913_232451_20050913_182658_20050923_213349
2	AUX_FPO_AXVPDS20050913_232507_20050913_182658_20050923_213349
3	AUX_FPO_AXVPDS20050914_224518_20050914_193557_20050924_210212



sciamachy_daily_report_level0_PFHS_5_34_N_20050914_5.PNG



sciamachy_daily_report_level0_PFHS_5_34_N_20050914_6.PNG

