

0. SCIAMACHY Daily Report for level 0 products

[0.1 General Info](#)

[0.2 Product Quality Indicators](#)

[0.3 ADF monitoring](#)

0.1 General Info

This report contains a daily analysis on parameters extracted from SCIAMACHY level 0 data (The SCI_NL__0P product).

0.1.1 Report summary

The table below shows general characteristics of the data that are included into this report.

Item	Value
Report version	vdraft_20050403
Time of report generation	17SEP2005 02:57:28
Data source version	PFHS/5.34-N
Processing scope for products	13SEP2005 00:00:00 to 14SEP2005 00:00:00
Start time of first product within scope	12SEP2005 23:46:41
Stop time of last product within scope	14SEP2005 00:56:24
Total number of level 0 products	15
Number of level 0 products with errors	15

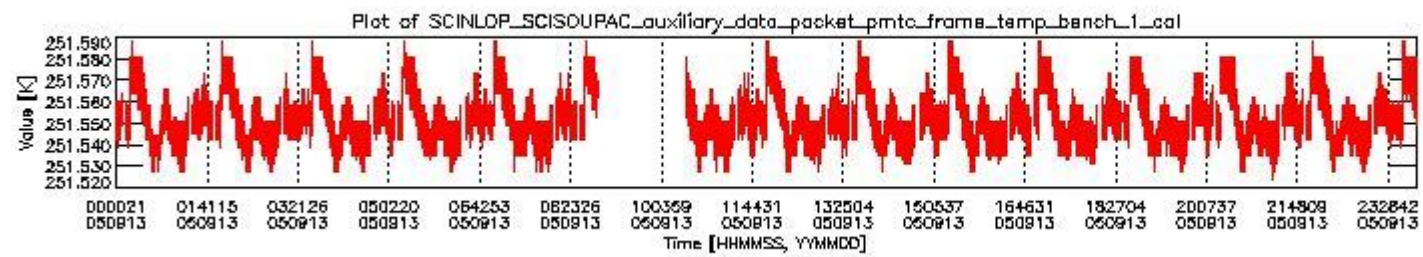
0.1.2 Summary per product

The following table shows a summary for each product used in this report.

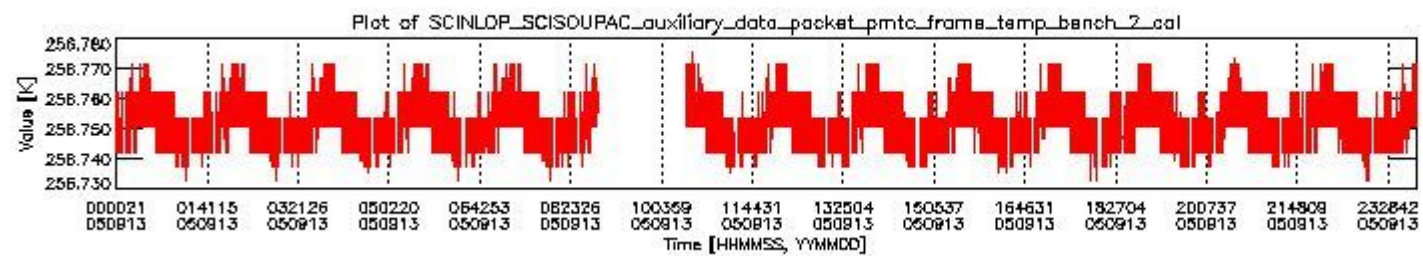
#	Product name	Start time	Stop time	Prod err	ISP err sign	ISP miss sign	ISP disc sign	rs sign
0	SCI_NL__0PNPDE20050912_234641_000059912040_00402_18492_0415.N1	12SEP2005 23:46:41	13SEP2005 01:26:33	1	0	1	0	0
1	SCI_NL__0PNPDE20050913_012549_000044552040_00403_18493_0416.N1	13SEP2005 01:25:49	13SEP2005 02:40:04	1	0	1	0	0
2	SCI_NL__0PNPDE20050913_023856_000062162040_00404_18494_0417.N1	13SEP2005 02:38:56	13SEP2005 04:22:33	1	0	1	0	0
3	SCI_NL__0PNPDE20050913_042137_000061052040_00405_18495_0418.N1	13SEP2005 04:21:37	13SEP2005 06:03:22	1	0	1	0	0
4	SCI_NL__0PNPDK20050913_060213_000041012040_00406_18496_0506.N1	13SEP2005 06:02:13	13SEP2005 07:10:35	1	0	1	0	0
5	SCI_NL__0PNPDK20050913_071035_000061042040_00407_18497_0508.N1	13SEP2005 07:10:35	13SEP2005 08:52:20	1	0	1	0	0
6	SCI_NL__0PNPDK20050913_103052_000060362040_00409_18499_0513.N1	13SEP2005 10:30:52	13SEP2005 12:11:28	1	0	1	0	0
7	SCI_NL__0PNPDK20050913_121032_000058992040_00410_18500_0514.N1	13SEP2005 12:10:32	13SEP2005 13:48:52	1	0	1	0	0
8	SCI_NL__0PNPDK20050913_134756_000059802040_00411_18501_0515.N1	13SEP2005 13:47:56	13SEP2005 15:27:36	1	0	1	0	0
9	SCI_NL__0PNPDK20050913_152532_000060922040_00412_18502_0516.N1	13SEP2005 15:25:32	13SEP2005 17:07:04	1	0	1	0	0
10	SCI_NL__0PNPDK20050913_170500_000058482040_00413_18503_0517.N1	13SEP2005 17:05:00	13SEP2005 18:42:28	1	0	1	0	0
11	SCI_NL__0PNPDK20050913_184031_000060362040_00414_18504_0518.N1	13SEP2005 18:40:31	13SEP2005 20:21:07	1	0	1	0	0
12	SCI_NL__0PNPDE20050913_202010_000044532040_00415_18505_0423.N1	13SEP2005 20:20:10	13SEP2005 21:34:24	1	0	1	0	0
13	SCI_NL__0PNPDE20050913_213307_000061682040_00415_18505_0424.N1	13SEP2005 21:33:07	13SEP2005 23:15:55	1	0	1	0	0
14	SCI_NL__0PNPDE20050913_231427_000061162040_00416_18506_0425.N1	13SEP2005 23:14:27	14SEP2005 00:56:24	1	0	1	0	0

0.2 Product Quality Indicators

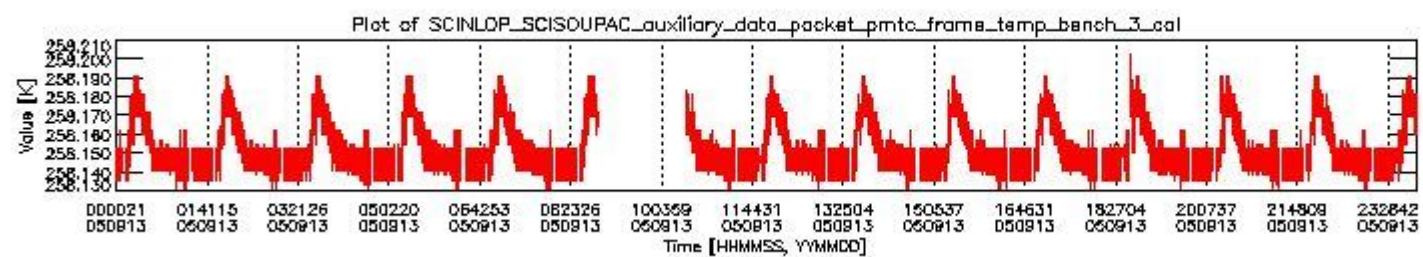
This section shows information about product quality, currently temperatures.



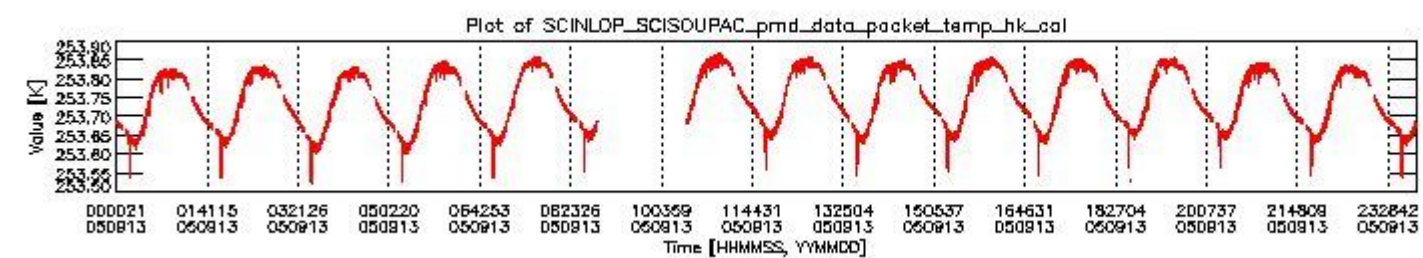
sciamachy_daily_report_level0_PFHS_5_34_N_20050913_0.PNG



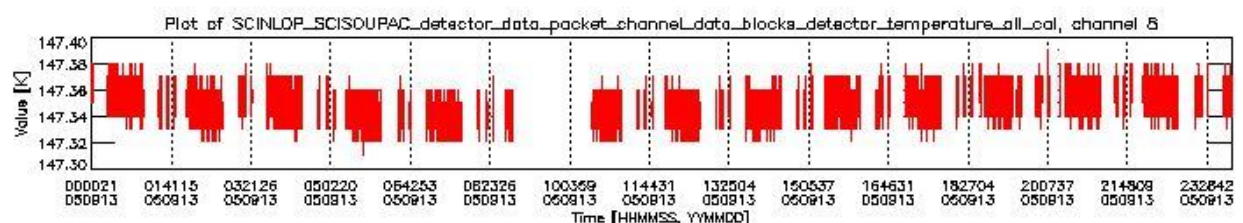
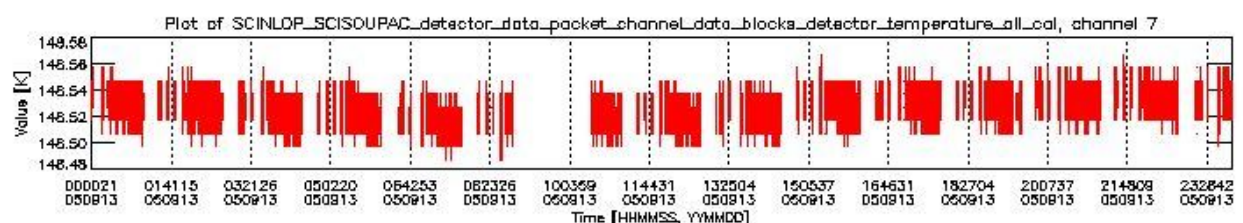
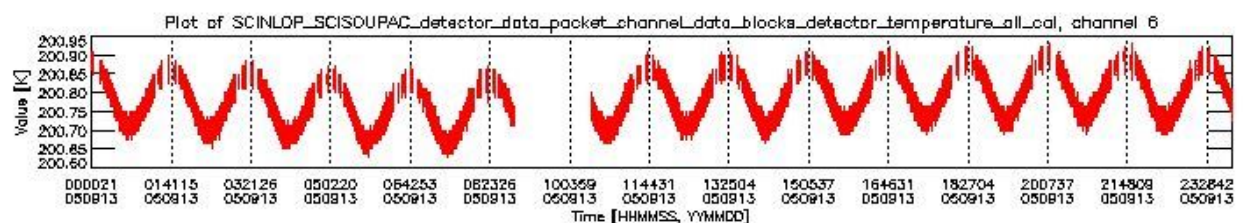
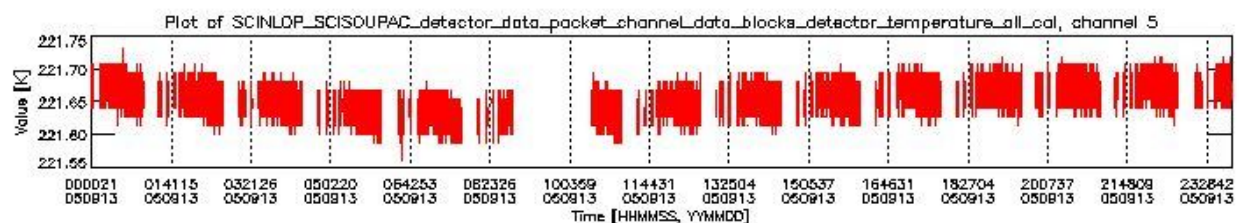
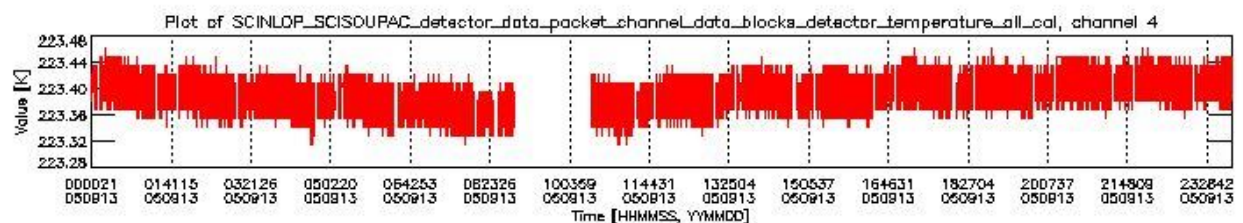
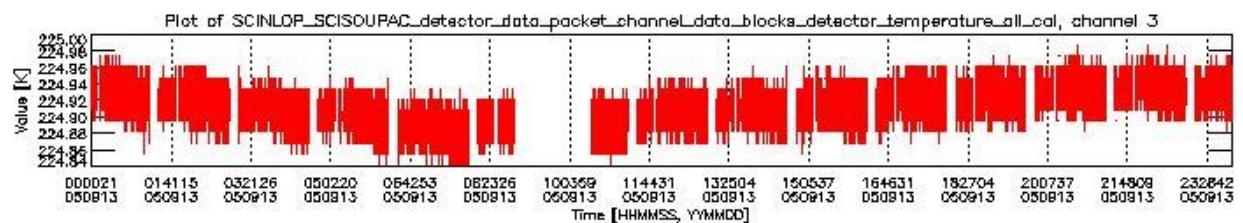
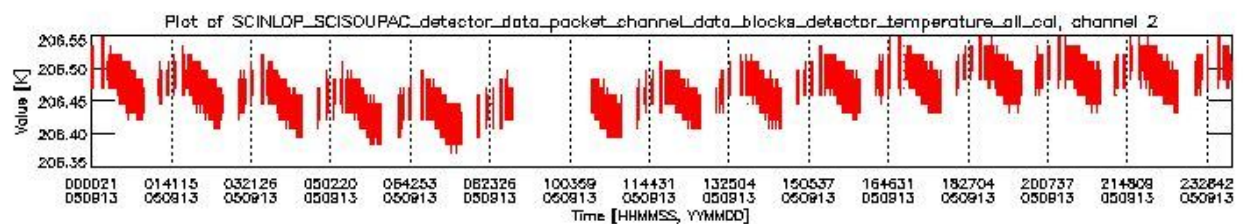
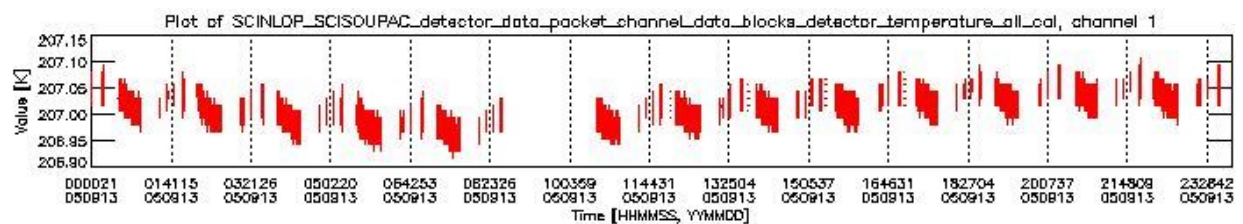
sciamachy_daily_report_level0_PFHS_5_34_N_20050913_1.PNG



sciamachy_daily_report_level0_PFHS_5_34_N_20050913_2.PNG



sciamachy_daily_report_level0_PFHS_5_34_N_20050913_3.PNG



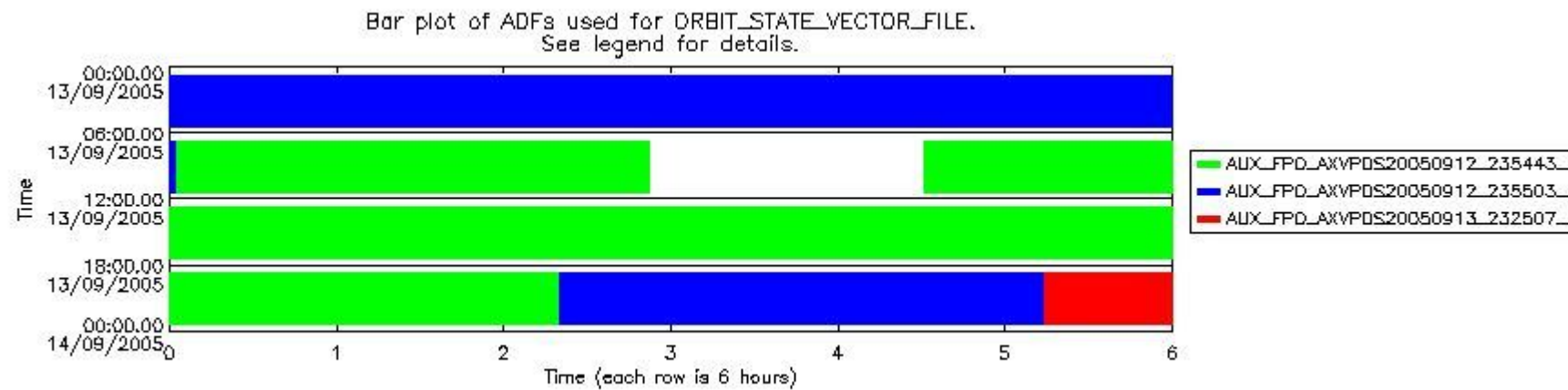
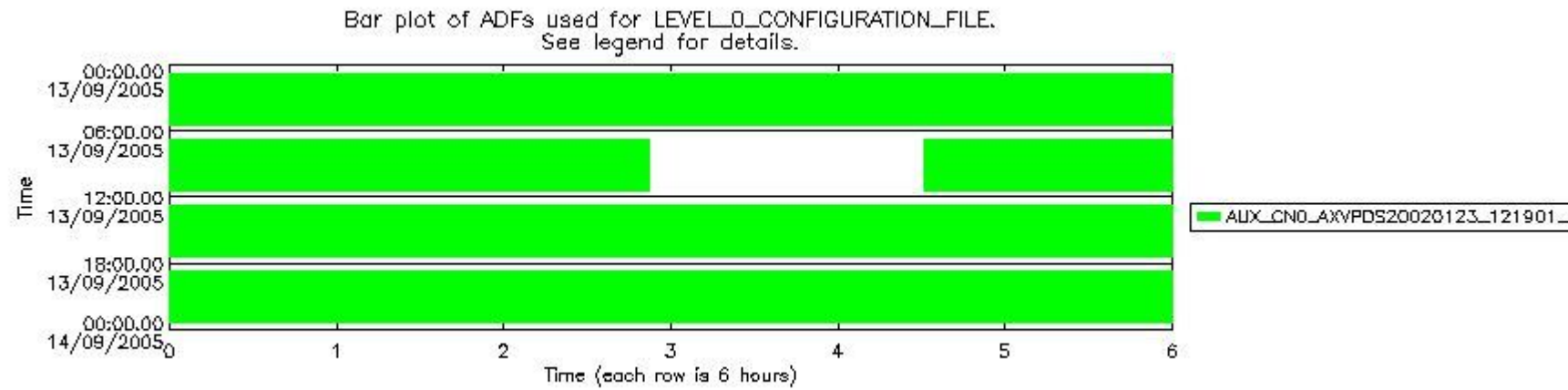
0.3 ADF monitoring

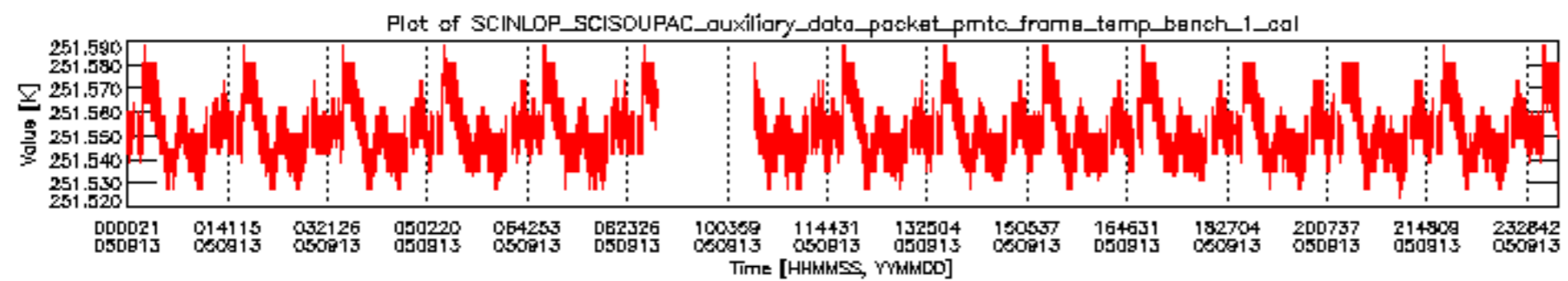
This section shows the (variation in) ADFs used for each of the products. It consists of:

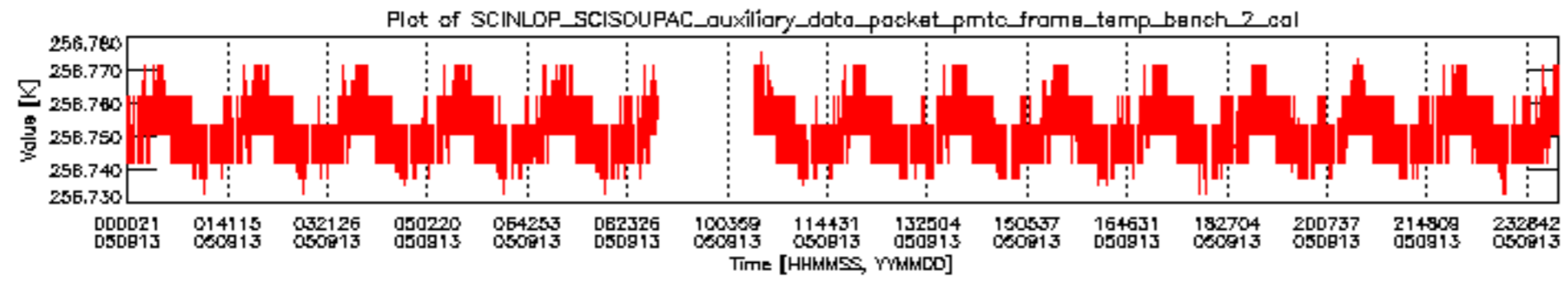
- A table showing which ADFs were used for processing (red values indicate that multiple ADFs of the same type were used)
- Various time line plots, one for each ADF, which show when which ADF was used.

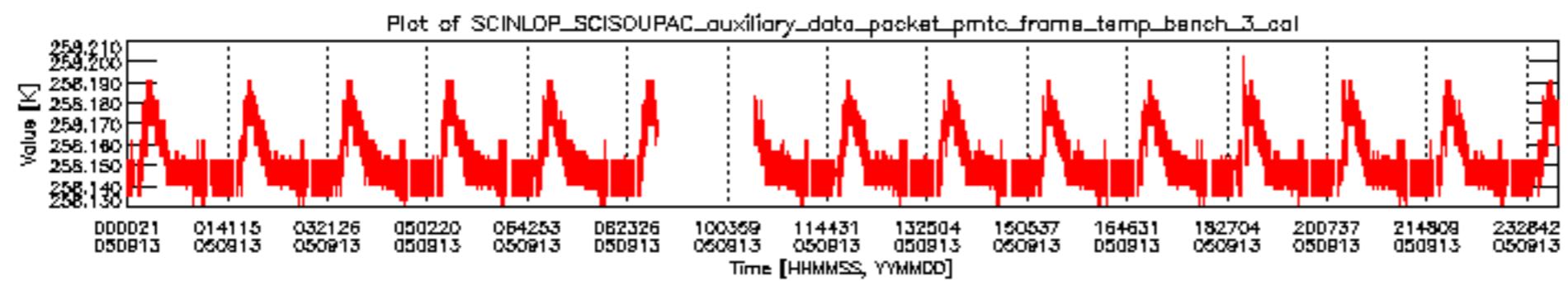
If multiple ADFs of a single type were used, these are marked **red** in the table.

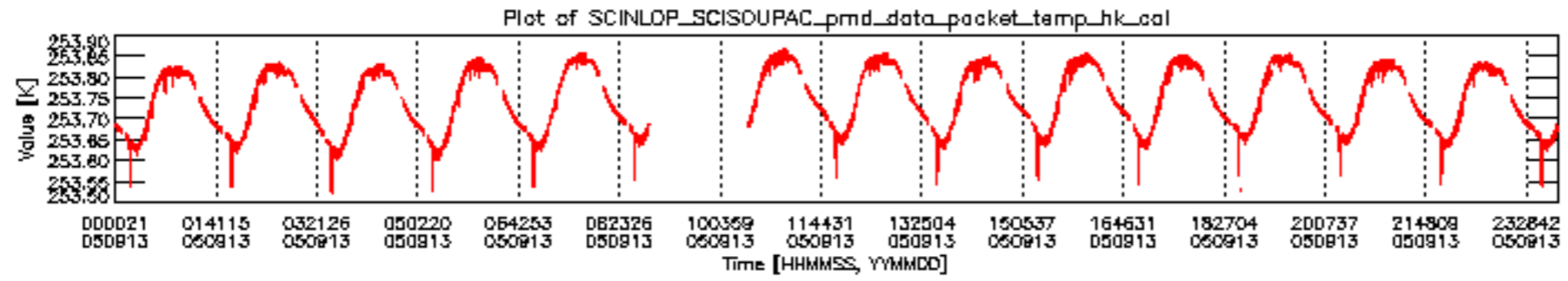
Number	ADF
	CNO (LEVEL_0_CONFIGURATION_FILE)
0	AUX_CNO_AXVPDS20020123_121901_20020101_000000_20200101_000000
	FPO (ORBIT_STATE_VECTOR_FILE)
1	AUX_FPO_AXVPDS20050912_235443_20050912_185835_20050922_202450
2	AUX_FPO_AXVPDS20050912_235503_20050912_185835_20050922_202450
3	AUX_FPO_AXVPDS20050913_232507_20050913_182658_20050923_213349

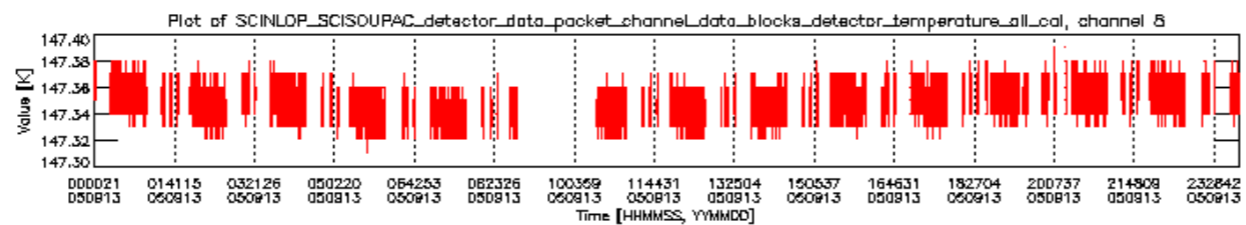
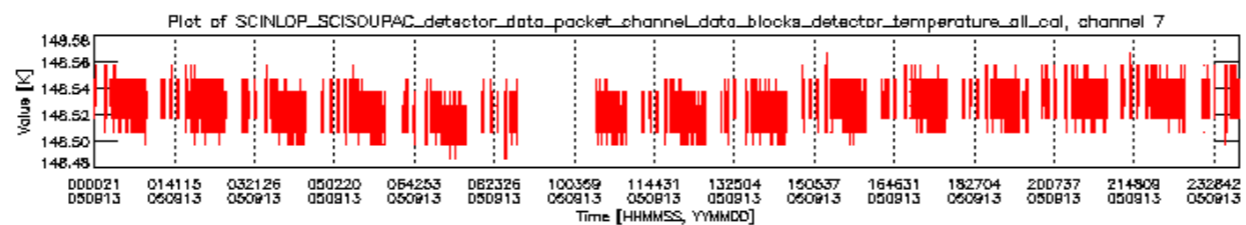
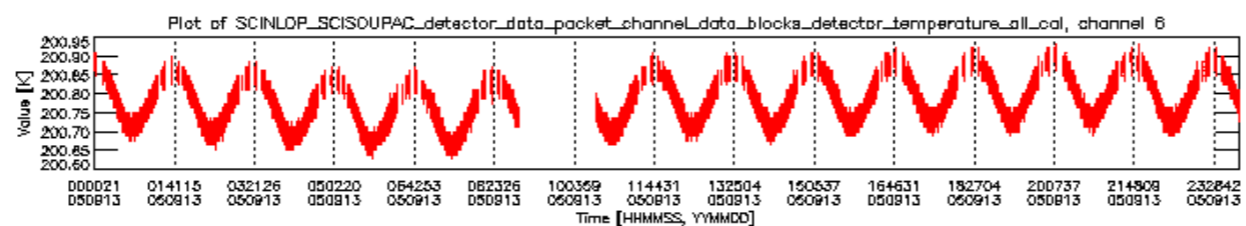
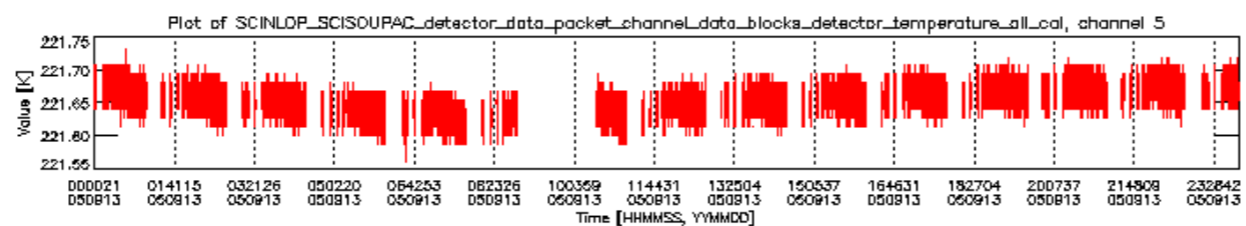
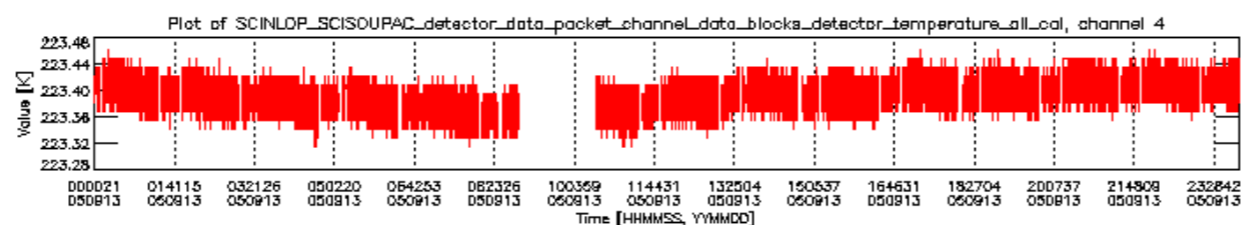
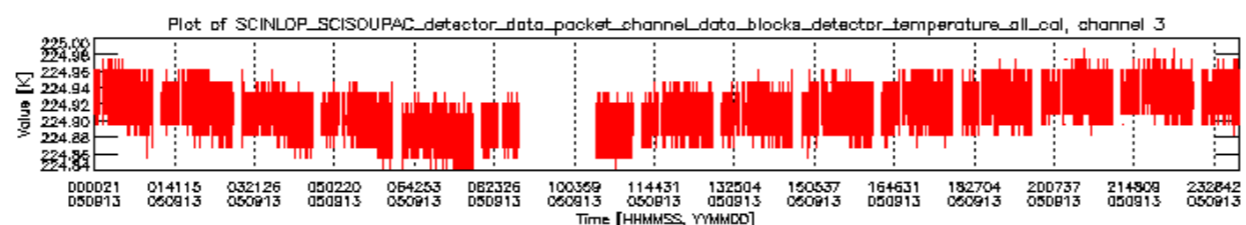
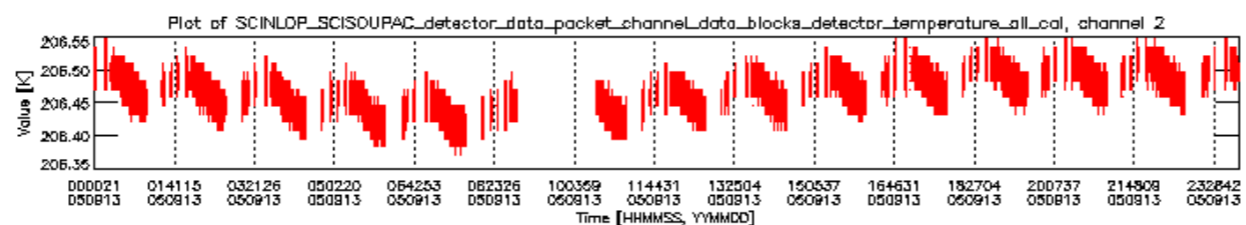
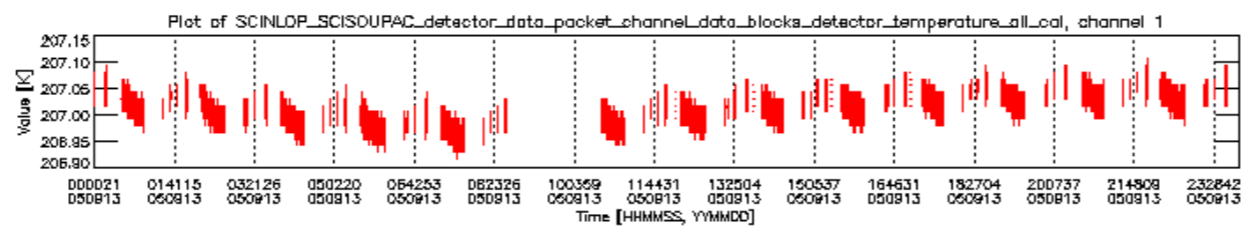


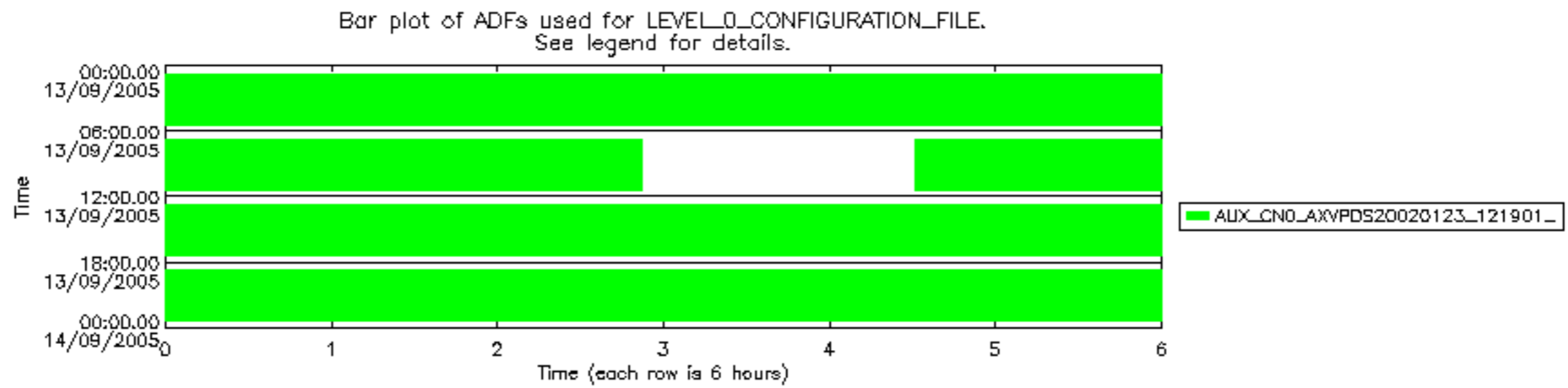












Bar plot of ADFs used for ORBIT_STATE_VECTOR_FILE.
See legend for details.

