

# 0. SCIAMACHY Daily Report for level 0 products

## [0.1 General Info](#)

### [0.2 Product Quality Indicators](#)

### [0.3 ADF monitoring](#)

## 0.1 General Info

This report contains a daily analysis on parameters extracted from SCIAMACHY level 0 data (The SCI\_NL\_\_0P product).

### 0.1.1 Report summary

The table below shows general characteristics of the data that are included into this report.

Item	Value
Report version	vdraft_20050403
Time of report generation	16SEP2005 02:51:07
Data source version	PFHS/5.34-N
Processing scope for products	12SEP2005 00:00:00 to 13SEP2005 00:00:00
Start time of first product within scope	11SEP2005 22:38:10
Stop time of last product within scope	13SEP2005 01:26:33
Total number of level 0 products	10
Number of level 0 products with errors	10

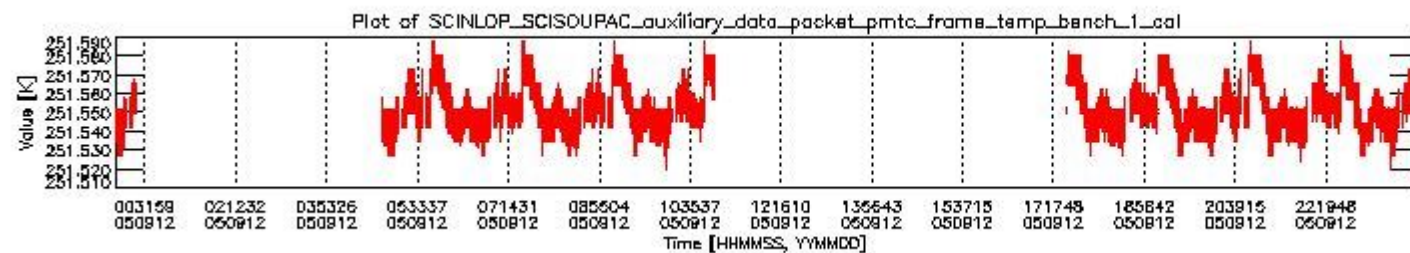
### 0.1.2 Summary per product

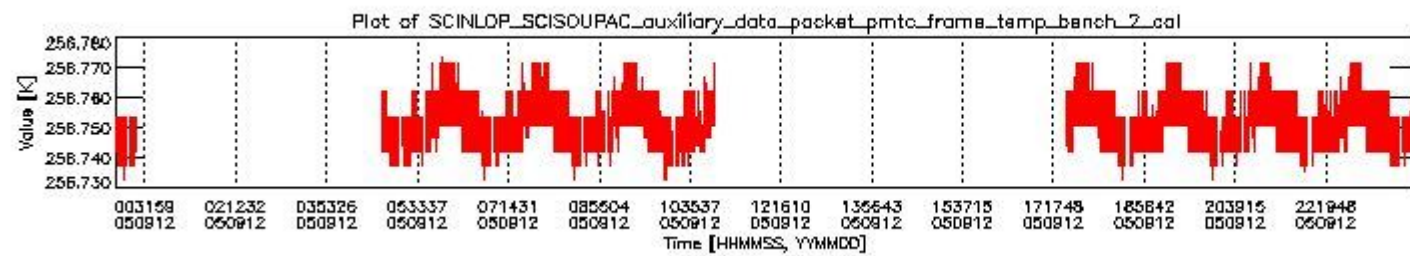
The following table shows a summary for each product used in this report.

#	Product name	Start time	Stop time	Prod err	ISP err sign	ISP miss sign	ISP disc sign	rs sign
0	SCI_NL__0PNPDE20050911_223810_000061682040_00387_18477_0404.N1	11SEP2005 22:38:10	12SEP2005 00:20:59	1	0	1	0	0
1	SCI_NL__0PNPDE20050912_045306_000060362040_00391_18481_0408.N1	12SEP2005 04:53:06	12SEP2005 06:33:43	1	0	1	0	0
2	SCI_NL__0PNPDK20050912_063247_000041572040_00392_18482_0494.N1	12SEP2005 06:32:47	12SEP2005 07:42:04	1	0	1	0	0
3	SCI_NL__0PNPDK20050912_074204_000061042040_00393_18483_0495.N1	12SEP2005 07:42:04	12SEP2005 09:23:49	1	0	1	0	0
4	SCI_NL__0PNPDK20050912_092253_000059672040_00394_18484_0502.N1	12SEP2005 09:22:53	12SEP2005 11:02:21	1	0	1	0	0
5	SCI_NL__0PNPDK20050912_173124_000062502040_00399_18489_0501.N1	12SEP2005 17:31:24	12SEP2005 19:15:34	1	0	1	0	0
6	SCI_NL__0PNPDK20050912_191358_000059192040_00400_18490_0503.N1	12SEP2005 19:13:58	12SEP2005 20:52:37	1	0	1	0	0
7	SCI_NL__0PNPDE20050912_205237_000044432040_00401_18491_0413.N1	12SEP2005 20:52:37	12SEP2005 22:06:41	1	0	1	0	0
8	SCI_NL__0PNPDE20050912_220553_000061342040_00401_18491_0414.N1	12SEP2005 22:05:53	12SEP2005 23:48:08	1	0	1	0	0
9	SCI_NL__0PNPDE20050912_234641_000059912040_00402_18492_0415.N1	12SEP2005 23:46:41	13SEP2005 01:26:33	1	0	1	0	0

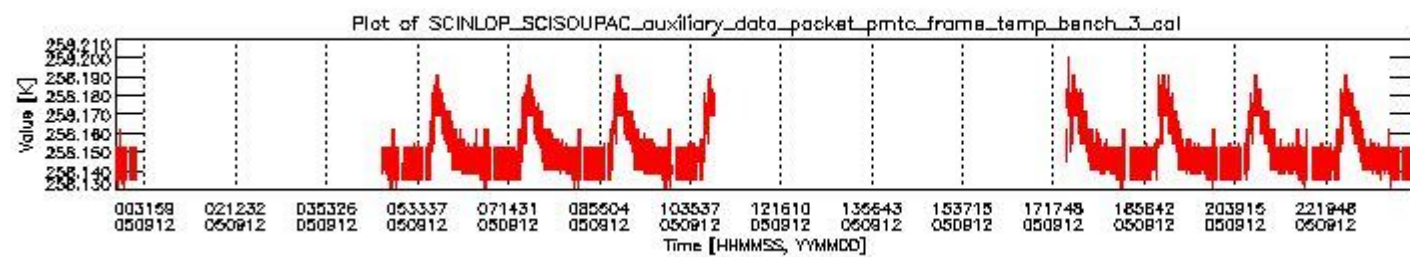
## 0.2 Product Quality Indicators

This section shows information about product quality, currently temperatures.

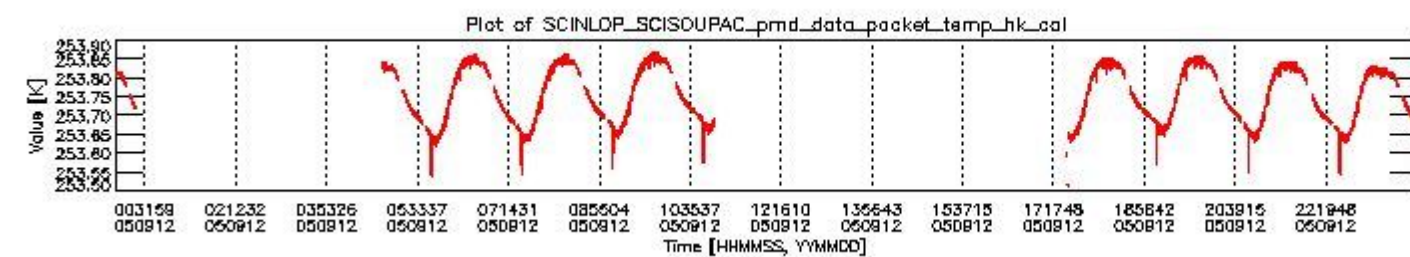




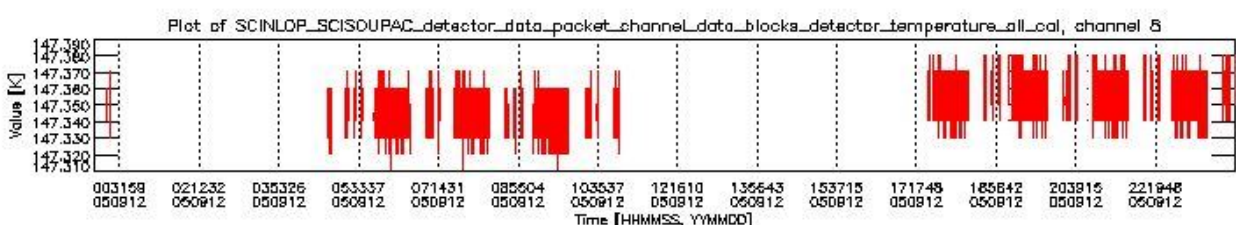
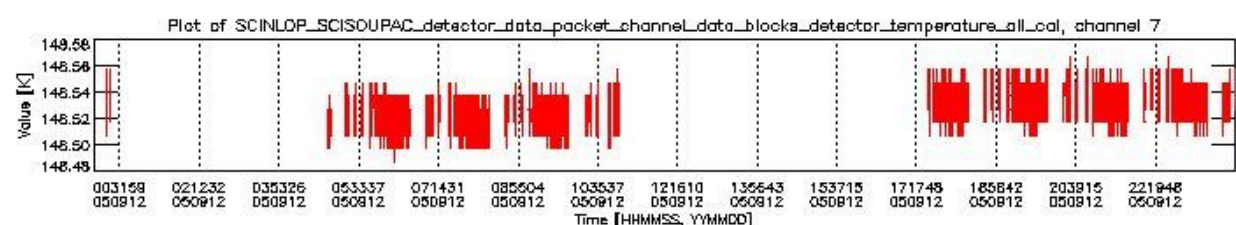
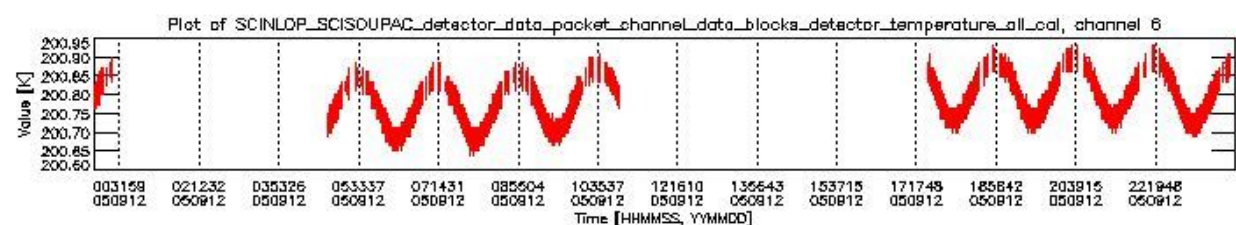
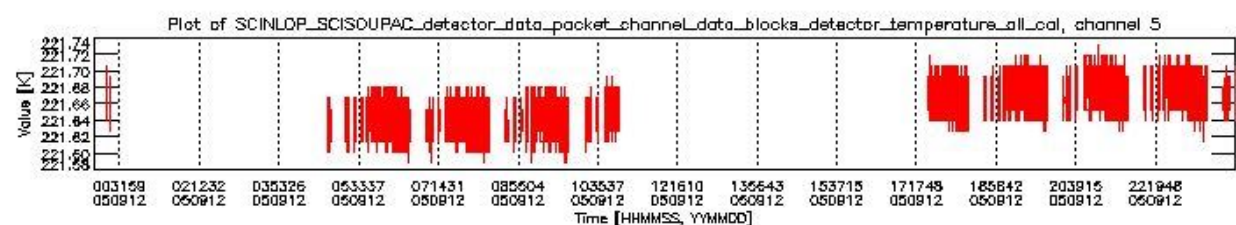
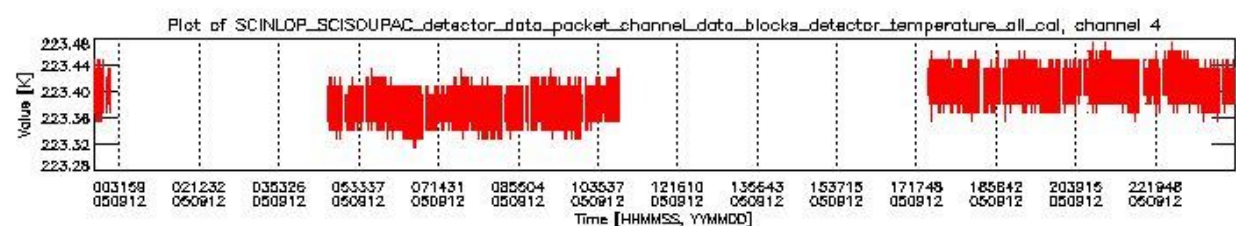
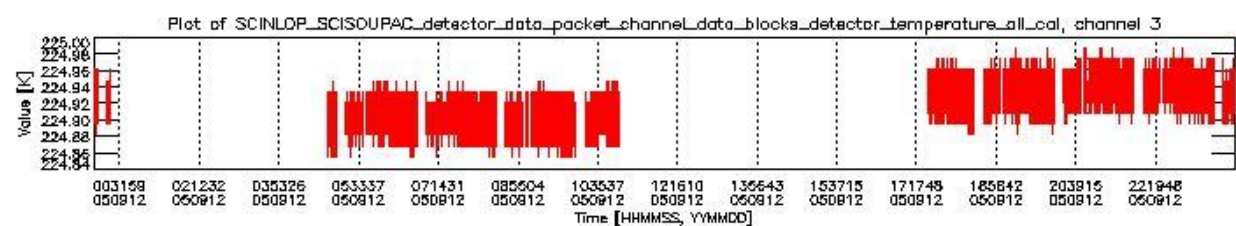
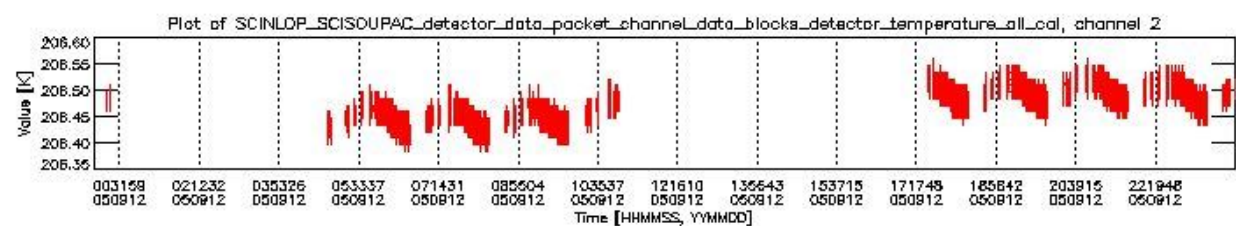
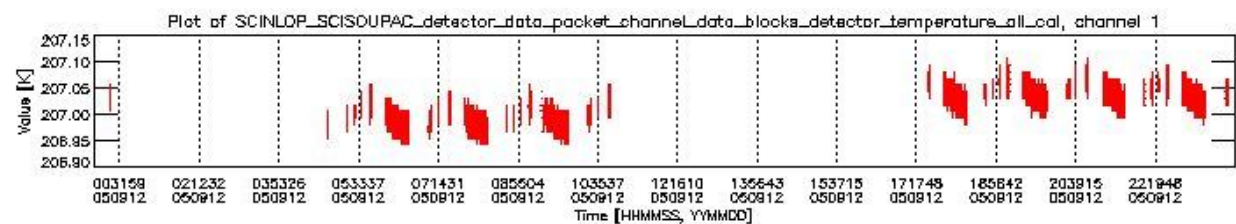
sciamachy\_daily\_report\_level0\_PFHS\_5\_34\_N\_20050912\_1.PNG



sciamachy\_daily\_report\_level0\_PFHS\_5\_34\_N\_20050912\_2.PNG



sciamachy\_daily\_report\_level0\_PFHS\_5\_34\_N\_20050912\_3.PNG





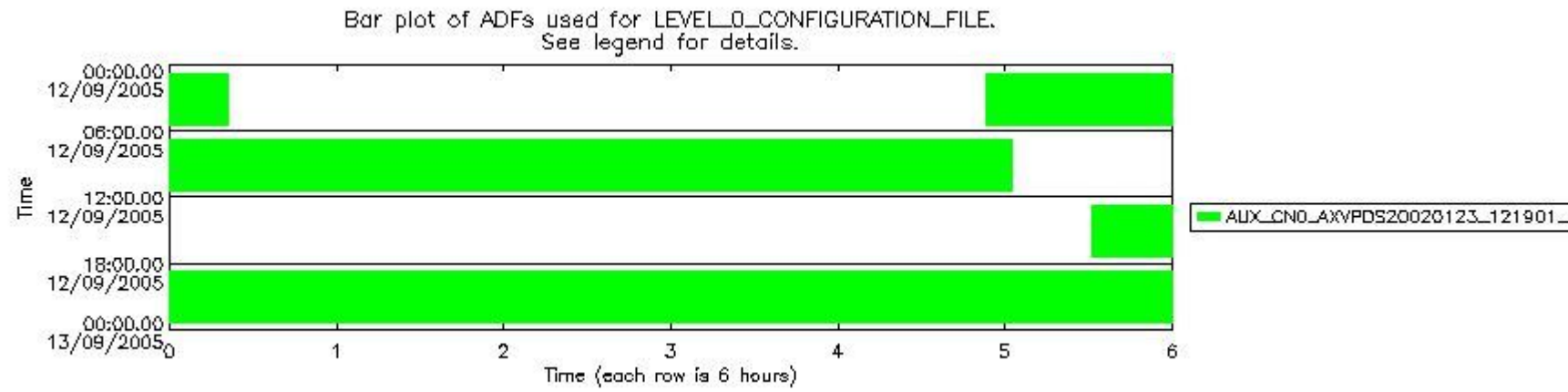
### 0.3 ADF monitoring

This section shows the (variation in) ADFs used for each of the products. It consists of:

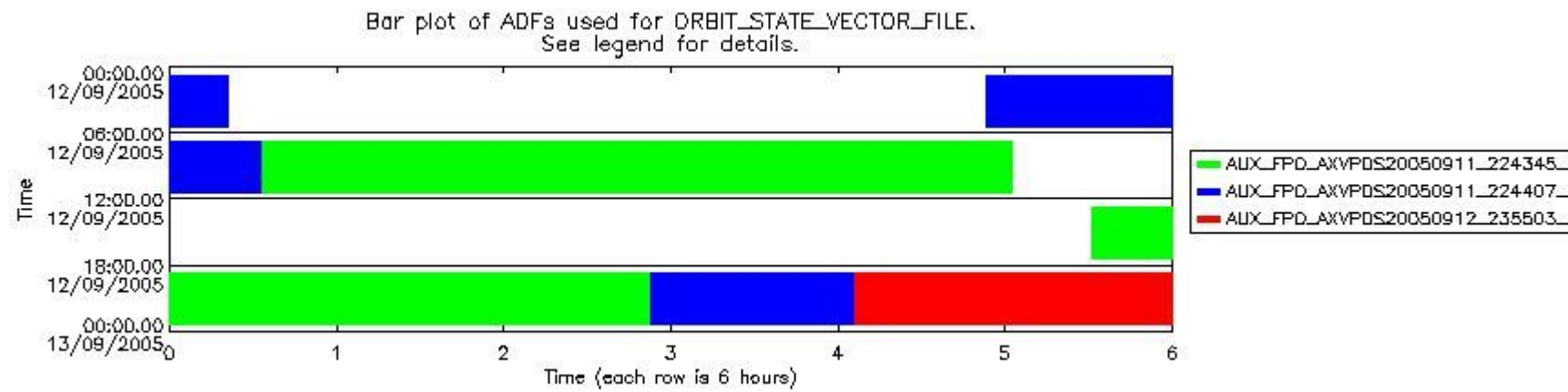
- A table showing which ADFs were used for processing (red values indicate that multiple ADFs of the same type were used)
- Various time line plots, one for each ADF, which show when which ADF was used.

If multiple ADFs of a single type were used, these are marked **red** in the table.

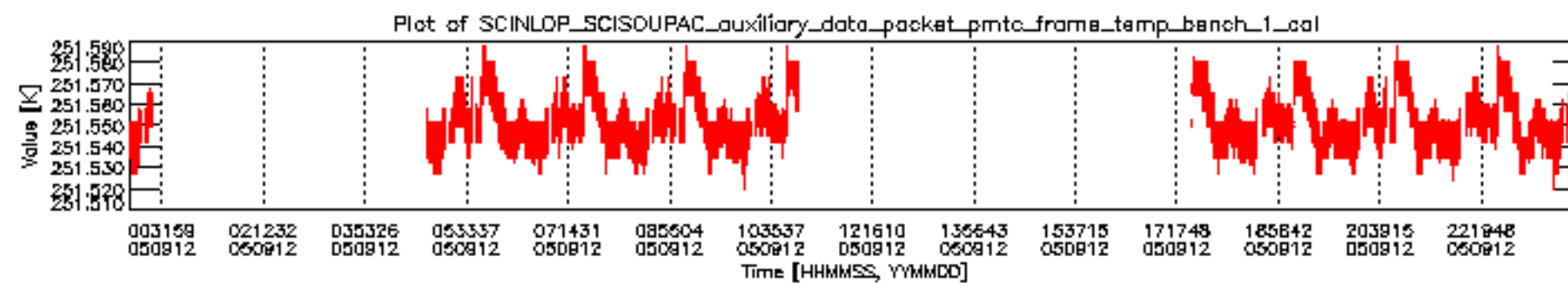
Number	ADF
	<b>CNO (LEVEL_0_CONFIGURATION_FILE)</b>
0	AUX_CNO_AXVPDS20020123_121901_20020101_000000_20200101_000000
	<b>FPO (ORBIT_STATE_VECTOR_FILE)</b>
1	AUX_FPO_AXVPDS20050911_224345_20050911_193012_20050921_205627
2	AUX_FPO_AXVPDS20050911_224407_20050911_193012_20050921_205627
3	AUX_FPO_AXVPDS20050912_235503_20050912_185835_20050922_202450

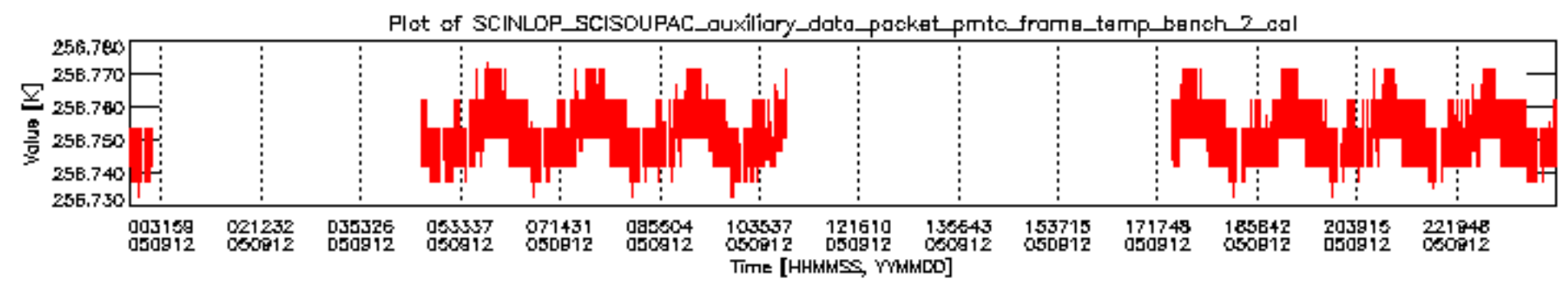


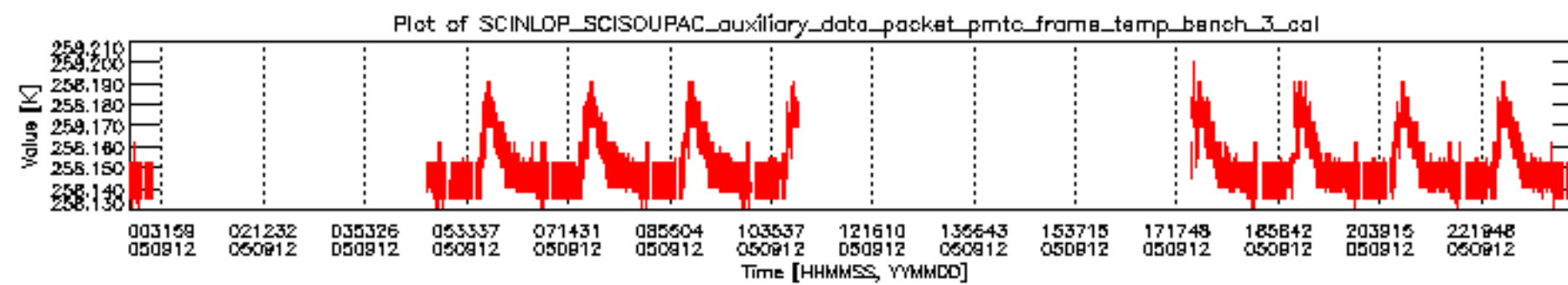
sciamachy\_daily\_report\_level0\_PFHS\_5\_34\_N\_20050912\_5.PNG

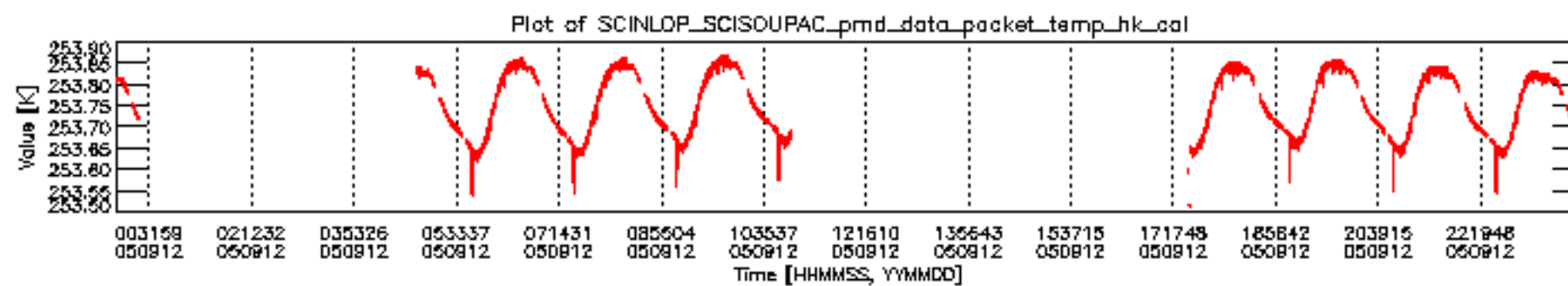


sciamachy\_daily\_report\_level0\_PFHS\_5\_34\_N\_20050912\_6.PNG

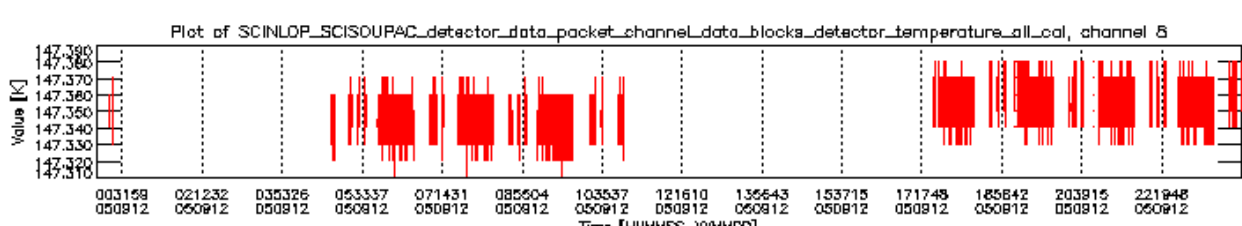
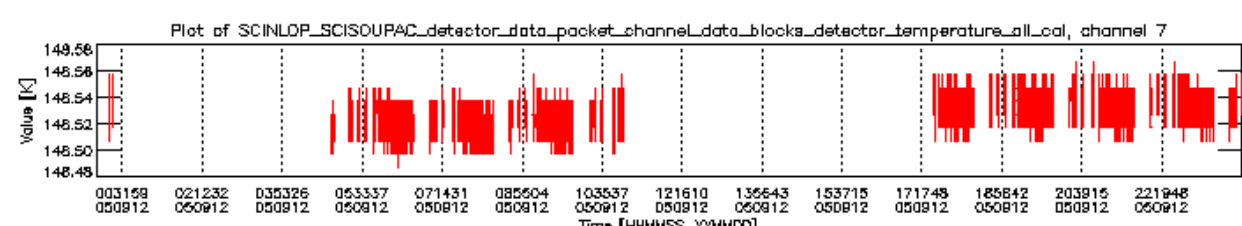
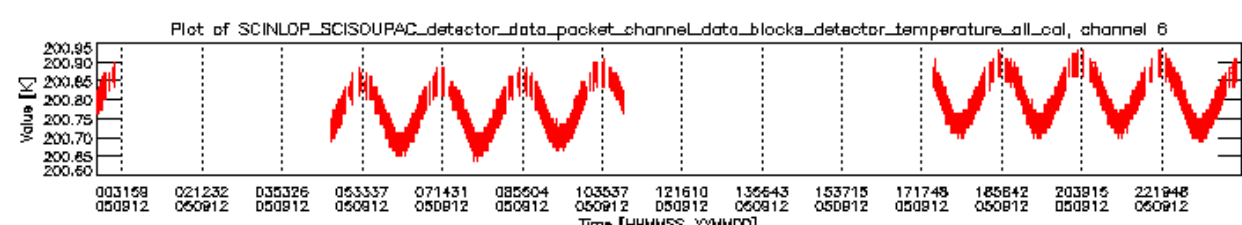
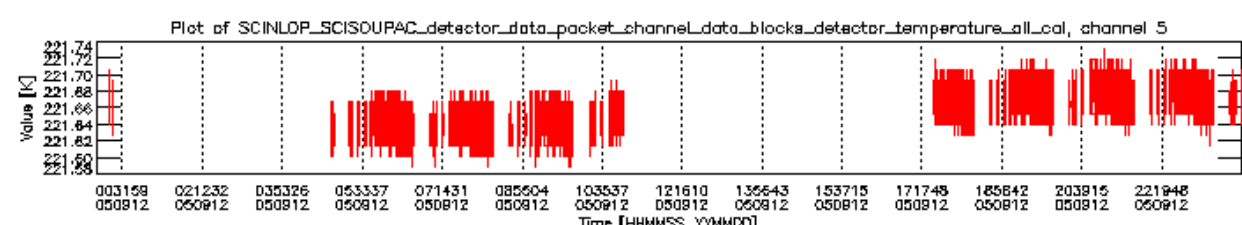
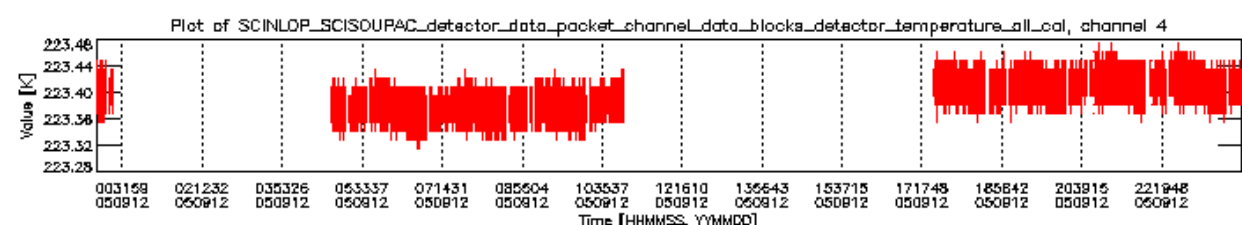
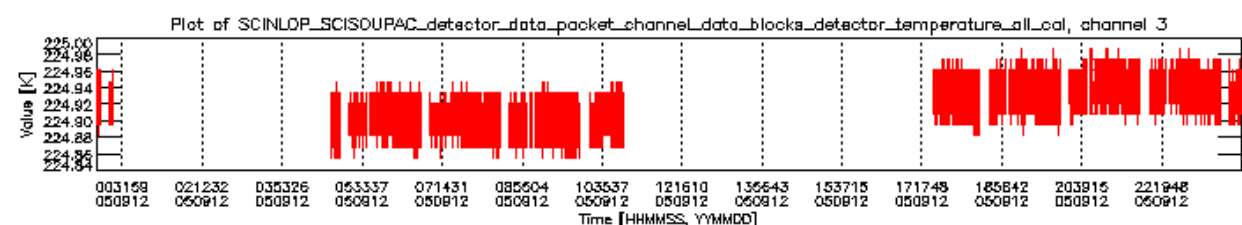
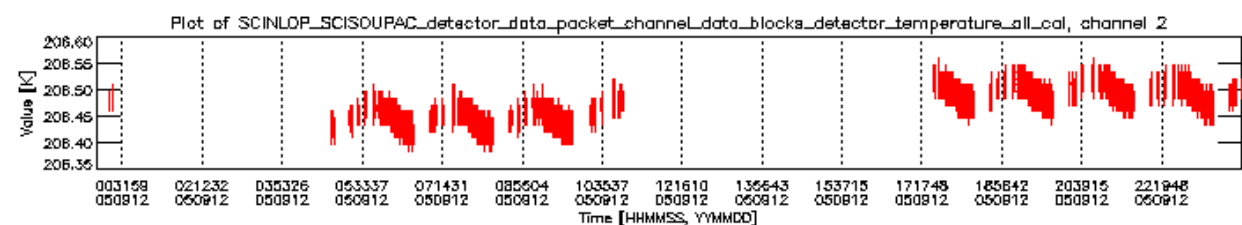
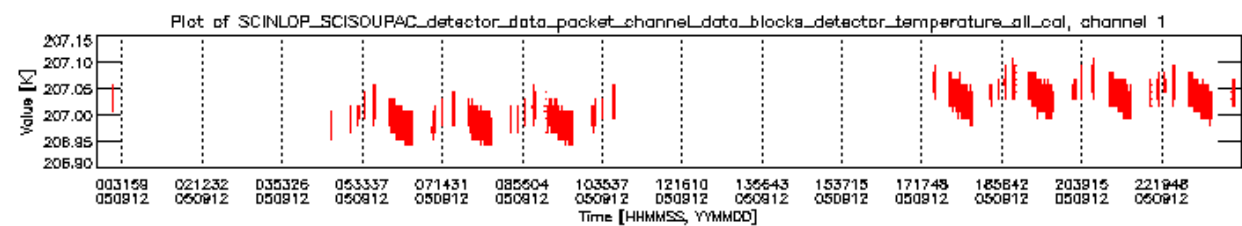


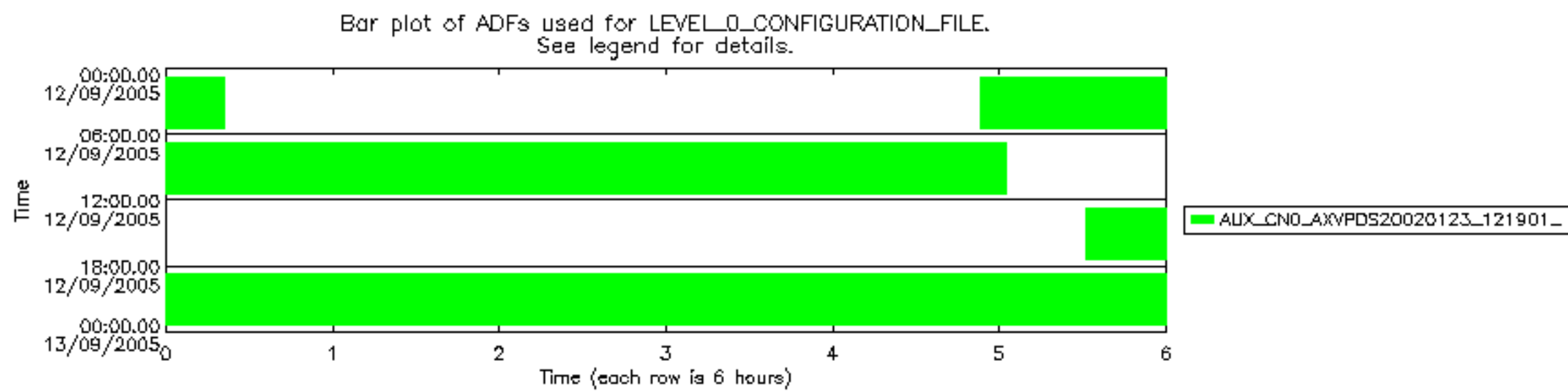












Bar plot of ADFs used for ORBIT\_STATE\_VECTOR\_FILE.  
See legend for details.

