

0. SCIAMACHY Daily Report for level 0 products

[0.1 General Info](#)

[0.2 Product Quality Indicators](#)

[0.3 ADF monitoring](#)

0.1 General Info

This report contains a daily analysis on parameters extracted from SCIAMACHY level 0 data (The SCI_NL__0P product).

0.1.1 Report summary

The table below shows general characteristics of the data that are included into this report.

Item	Value
Report version	vdraft_20050403
Time of report generation	15SEP2005 01:04:09
Data source version	PFHS/5.34-N
Processing scope for products	11SEP2005 00:00:00 to 12SEP2005 00:00:00
Start time of first product within scope	10SEP2005 23:11:03
Stop time of last product within scope	12SEP2005 00:20:59
Total number of level 0 products	12
Number of level 0 products with errors	12

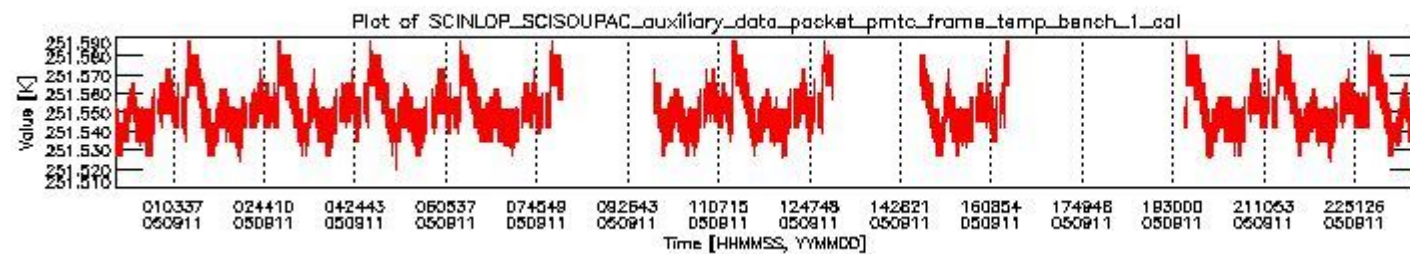
0.1.2 Summary per product

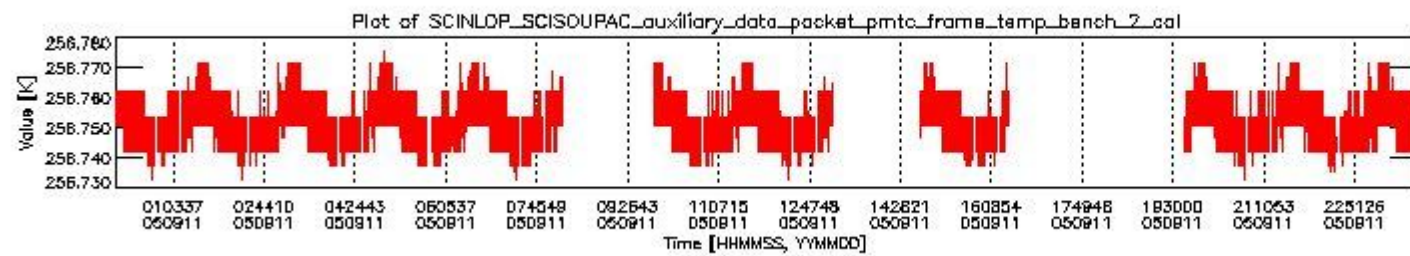
The following table shows a summary for each product used in this report.

#	Product name	Start time	Stop time	Prod err	ISP err sign	ISP miss sign	ISP disc sign	rs sign
0	SCI_NL__0PNPDE20050910_231103_000060372040_00373_18463_0396.N1	10SEP2005 23:11:03	11SEP2005 00:51:41	1	0	1	0	0
1	SCI_NL__0PNPDE20050911_005024_000043102040_00374_18464_0397.N1	11SEP2005 00:50:24	11SEP2005 02:02:14	1	0	1	0	0
2	SCI_NL__0PNPDE20050911_020214_000061732040_00375_18465_0398.N1	11SEP2005 02:02:14	11SEP2005 03:45:08	1	0	1	0	0
3	SCI_NL__0PNPDE20050911_034359_000060362040_00376_18466_0399.N1	11SEP2005 03:43:59	11SEP2005 05:24:36	1	0	1	0	0
4	SCI_NL__0PNPDE20050911_052436_000060362040_00377_18467_0400.N1	11SEP2005 05:24:36	11SEP2005 07:05:12	1	0	1	0	0
5	SCI_NL__0PNPDK20050911_070512_000041012040_00378_18468_0484.N1	11SEP2005 07:05:12	11SEP2005 08:13:34	1	0	1	0	0
6	SCI_NL__0PNPDK20050911_095423_000060232040_00380_18470_0486.N1	11SEP2005 09:54:23	11SEP2005 11:34:47	1	0	1	0	0
7	SCI_NL__0PNPDK20050911_113351_000059802040_00381_18471_0487.N1	11SEP2005 11:33:51	11SEP2005 13:13:31	1	0	1	0	0
8	SCI_NL__0PNPDK20050911_144946_000058562040_00383_18473_0489.N1	11SEP2005 14:49:46	11SEP2005 16:27:22	1	0	1	0	0
9	SCI_NL__0PNPDE20050911_194330_000039412040_00386_18476_0402.N1	11SEP2005 19:43:30	11SEP2005 20:49:11	1	0	1	0	0
10	SCI_NL__0PNPDE20050911_205446_000062872040_00386_18476_0403.N1	11SEP2005 20:54:46	11SEP2005 22:39:34	1	0	1	0	0
11	SCI_NL__0PNPDE20050911_223810_000061682040_00387_18477_0404.N1	11SEP2005 22:38:10	12SEP2005 00:20:59	1	0	1	0	0

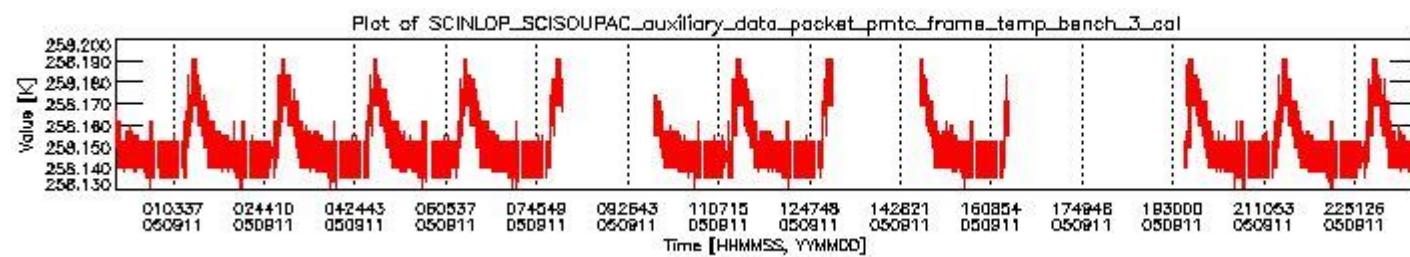
0.2 Product Quality Indicators

This section shows information about product quality, currently temperatures.

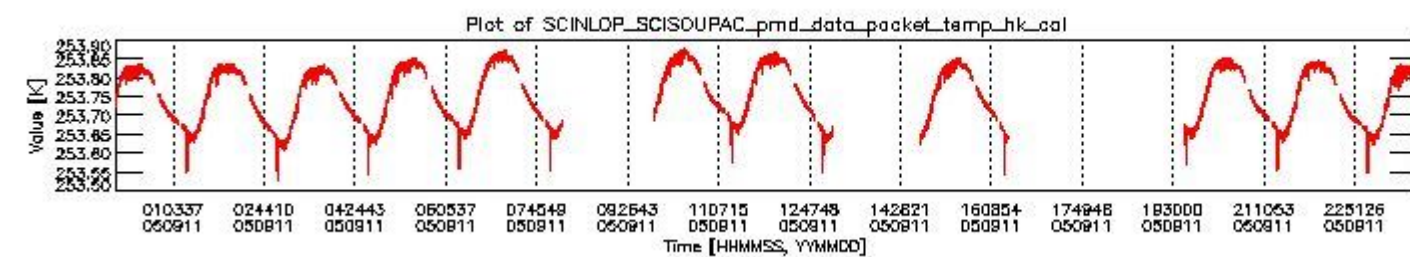




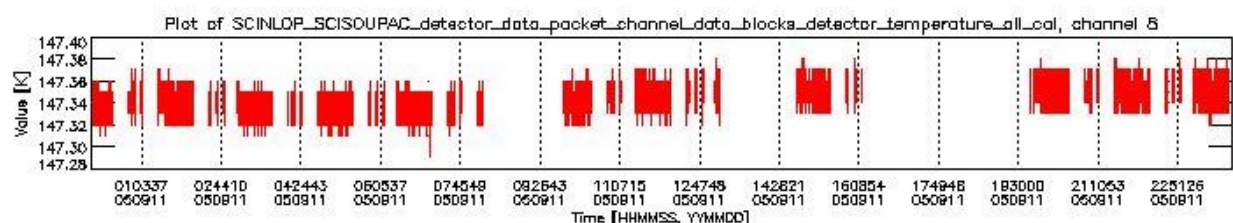
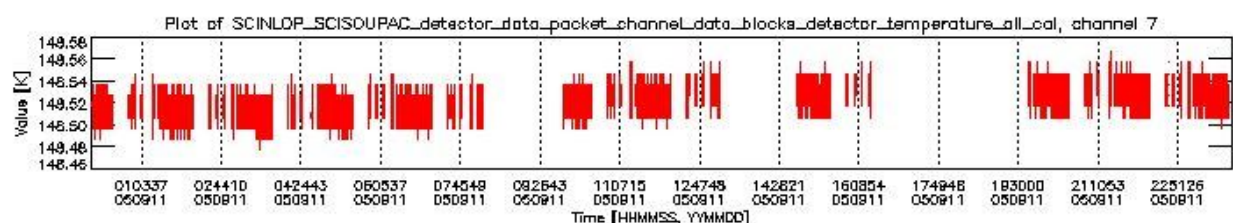
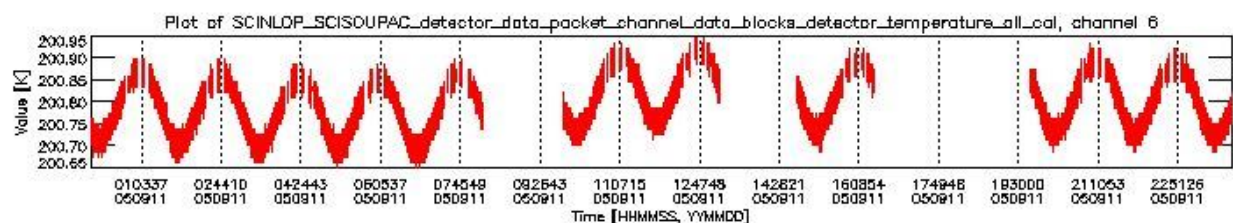
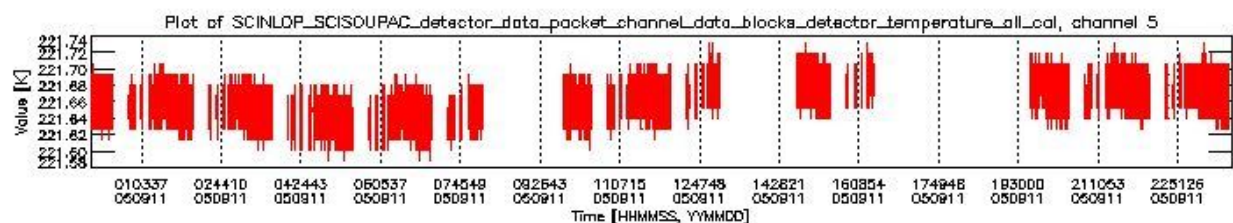
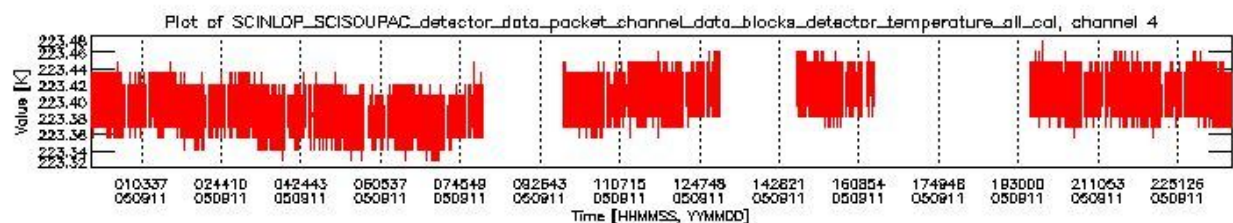
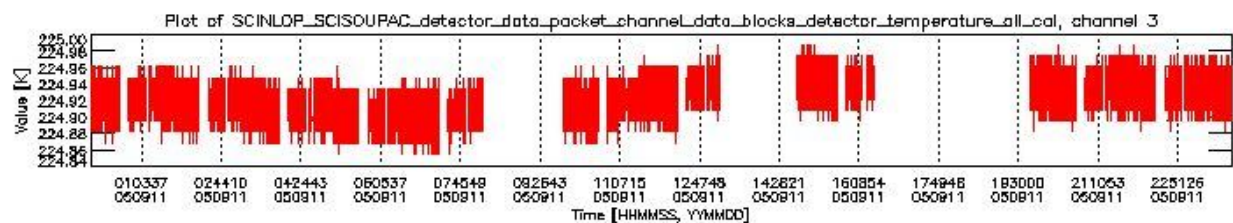
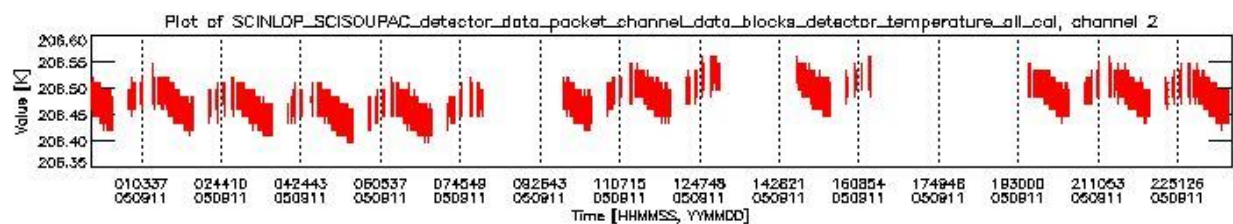
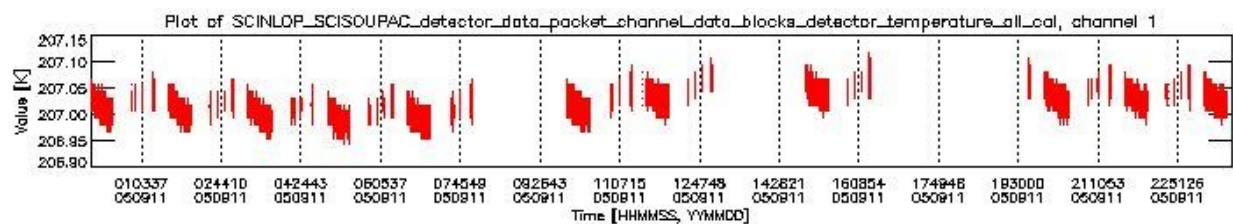
sciamachy_daily_report_level0_PFHS_5_34_N_20050911_1.PNG



sciamachy_daily_report_level0_PFHS_5_34_N_20050911_2.PNG



sciamachy_daily_report_level0_PFHS_5_34_N_20050911_3.PNG



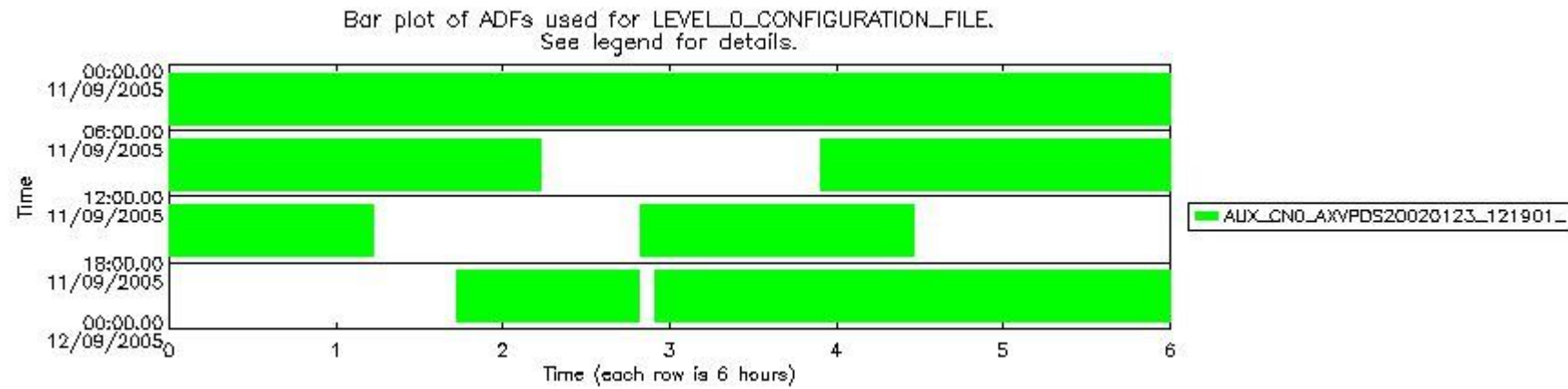
0.3 ADF monitoring

This section shows the (variation in) ADFs used for each of the products. It consists of:

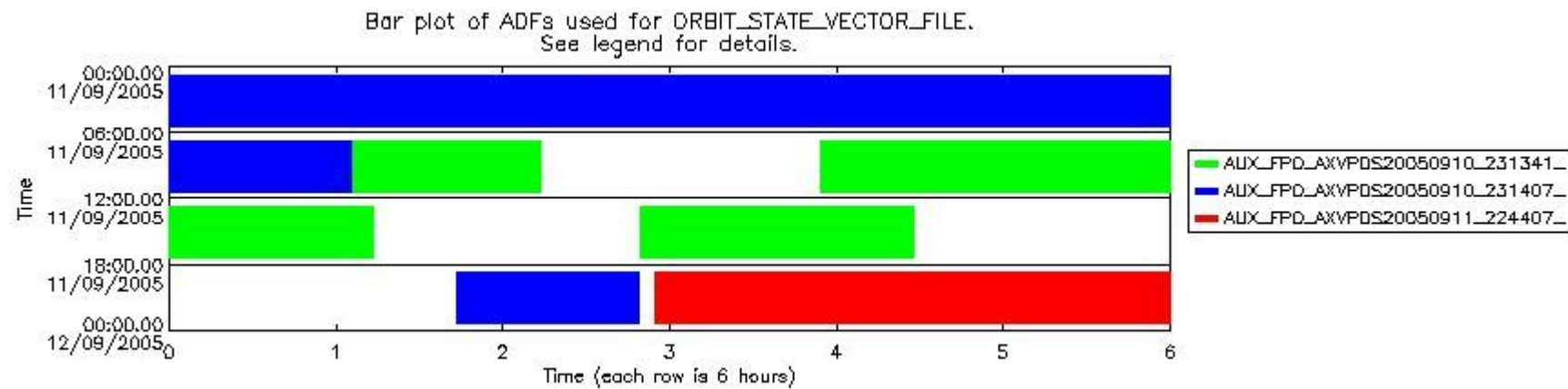
- A table showing which ADFs were used for processing (red values indicate that multiple ADFs of the same type were used)
- Various time line plots, one for each ADF, which show when which ADF was used.

If multiple ADFs of a single type were used, these are marked **red** in the table.

Number	ADF
	CNO (LEVEL_0_CONFIGURATION_FILE)
0	AUX_CNO_AXVPDS20020123_121901_20020101_000000_20200101_000000
	FPO (ORBIT_STATE_VECTOR_FILE)
1	AUX_FPO_AXVPDS20050910_231341_20050910_182113_20050920_212804
2	AUX_FPO_AXVPDS20050910_231407_20050910_182113_20050920_212804
3	AUX_FPO_AXVPDS20050911_224407_20050911_193012_20050921_205627



sciamachy_daily_report_level0_PFHS_5_34_N_20050911_5.PNG



sciamachy_daily_report_level0_PFHS_5_34_N_20050911_6.PNG

