

0. SCIAMACHY Daily Report for level 0 products

[0.1 General Info](#)

[0.2 Product Quality Indicators](#)

[0.3 ADF monitoring](#)

0.1 General Info

This report contains a daily analysis on parameters extracted from SCIAMACHY level 0 data (The SCI_NL__0P product).

0.1.1 Report summary

The table below shows general characteristics of the data that are included into this report.

Item	Value
Report version	vdraft_20050403
Time of report generation	14SEP2005 02:40:00
Data source version	PFHS/5.34-N
Processing scope for products	10SEP2005 00:00:00 to 11SEP2005 00:00:00
Start time of first product within scope	09SEP2005 23:40:36
Stop time of last product within scope	11SEP2005 00:51:41
Total number of level 0 products	14
Number of level 0 products with errors	14


0.1.2 Summary per product

The following table shows a summary for each product used in this report.


#	Product name	Start time	Stop time	Prod err	ISP err sign	ISP miss sign	ISP disc sign	rs sign
0	SCI_NL__0PNPDE20050909_234036_000061212040_00359_18449_0388.N1	09SEP2005 23:40:36	10SEP2005 01:22:37	1	0	1	0	0
1	SCI_NL__0PNPDE20050910_012110_000044222040_00360_18450_0389.N1	10SEP2005 01:21:10	10SEP2005 02:34:53	1	0	1	0	0
2	SCI_NL__0PNPDE20050910_023344_000061732040_00361_18451_0390.N1	10SEP2005 02:33:44	10SEP2005 04:16:38	1	0	1	0	0
3	SCI_NL__0PNPDE20050910_041529_000060362040_00362_18452_0391.N1	10SEP2005 04:15:29	10SEP2005 05:56:06	1	0	1	0	0
4	SCI_NL__0PNPDK20050910_055606_000041702040_00363_18453_0473.N1	10SEP2005 05:56:06	10SEP2005 07:05:36	1	0	1	0	0
5	SCI_NL__0PNPDK20050910_102442_000060942040_00366_18456_0476.N1	10SEP2005 10:24:42	10SEP2005 12:06:16	1	1	1	0	1
6	SCI_NL__0PNPDK20050910_120520_000059112040_00367_18457_0477.N1	10SEP2005 12:05:20	10SEP2005 13:43:52	1	0	1	0	0
7	SCI_NL__0PNPDK20050910_134352_000057192040_00368_18458_0478.N1	10SEP2005 13:43:52	10SEP2005 15:19:11	1	0	1	0	0
8	SCI_NL__0PNPDK20050910_151816_000061052040_00369_18459_0479.N1	10SEP2005 15:18:16	10SEP2005 17:00:01	1	0	1	0	0
9	SCI_NL__0PNPDK20050910_165756_000058662040_00370_18460_0480.N1	10SEP2005 16:57:56	10SEP2005 18:35:43	1	0	1	0	0
10	SCI_NL__0PNPDK20050910_183423_000060362040_00371_18461_0481.N1	10SEP2005 18:34:23	10SEP2005 20:15:00	1	0	1	0	0
11	SCI_NL__0PNPDE20050910_202229_000039572040_00372_18462_0394.N1	10SEP2005 20:22:29	10SEP2005 21:28:27	1	0	1	0	0
12	SCI_NL__0PNPDE20050910_212743_000062442040_00372_18462_0395.N1	10SEP2005 21:27:43	10SEP2005 23:11:47	1	0	1	0	0
13	SCI_NL__0PNPDE20050910_231103_000060372040_00373_18463_0396.N1	10SEP2005 23:11:03	11SEP2005 00:51:41	1	0	1	0	0

0.2 Product Quality Indicators


This section shows information about product quality, currently temperatures.




sciamachy_daily_report_level0_PFHS_5_34_N_20050910_0.PNG



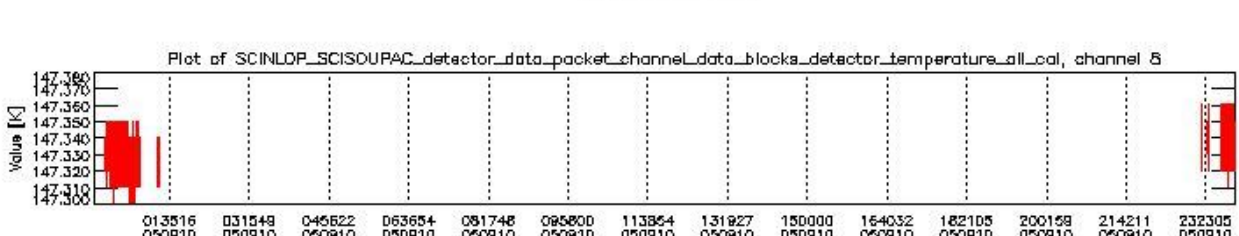
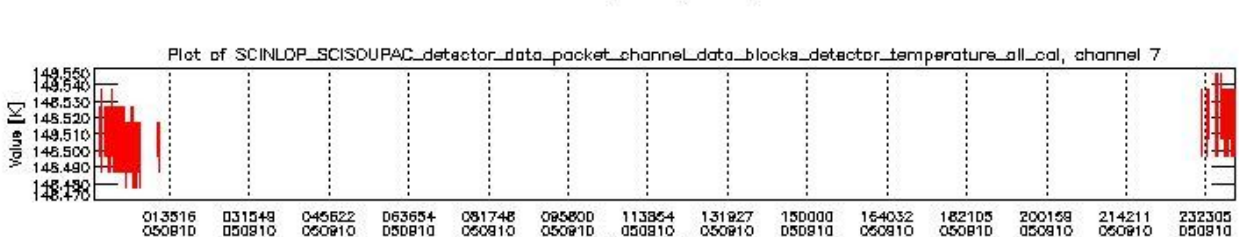
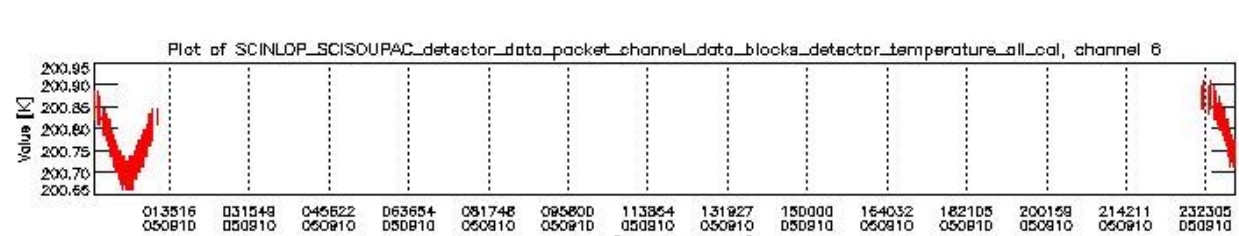
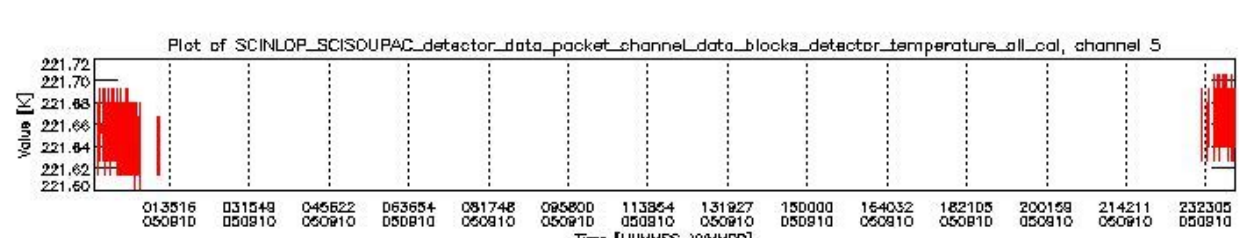
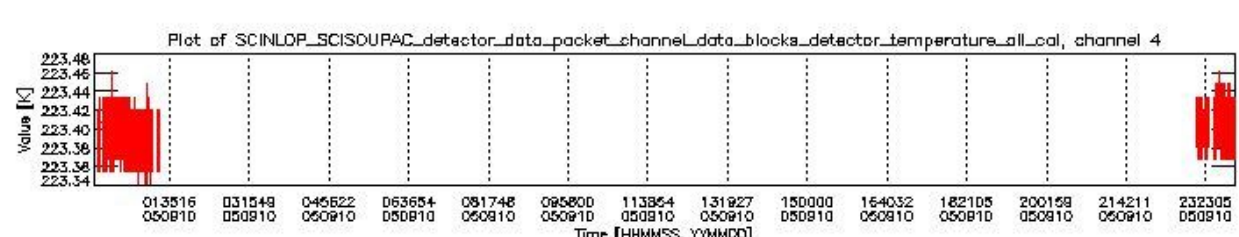
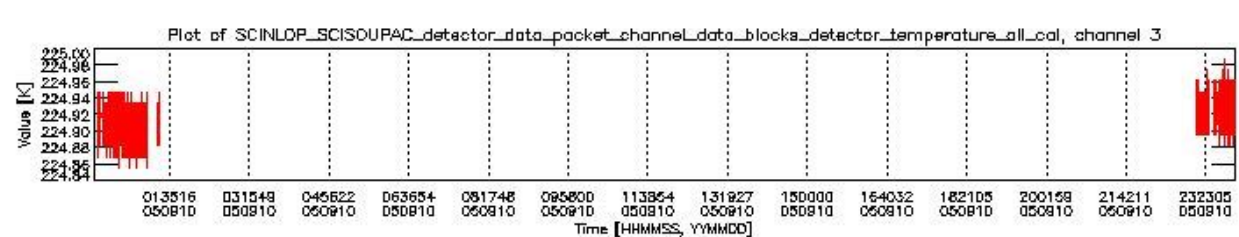
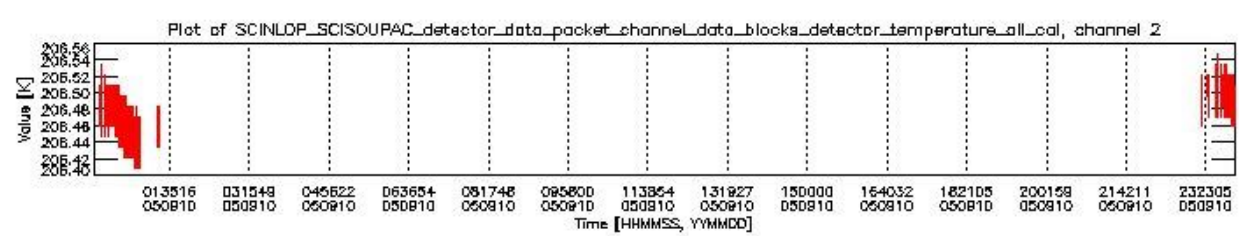
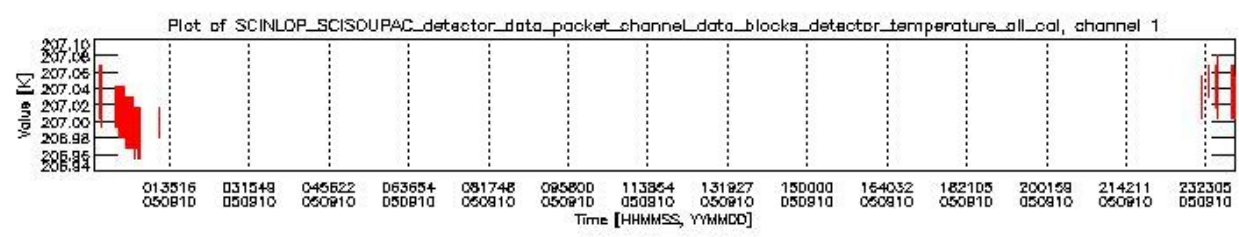
sciamachy_daily_report_level0_PFHS_5_34_N_20050910_1.PNG



sciamachy_daily_report_level0_PFHS_5_34_N_20050910_2.PNG



sciamachy_daily_report_level0_PFHS_5_34_N_20050910_3.PNG



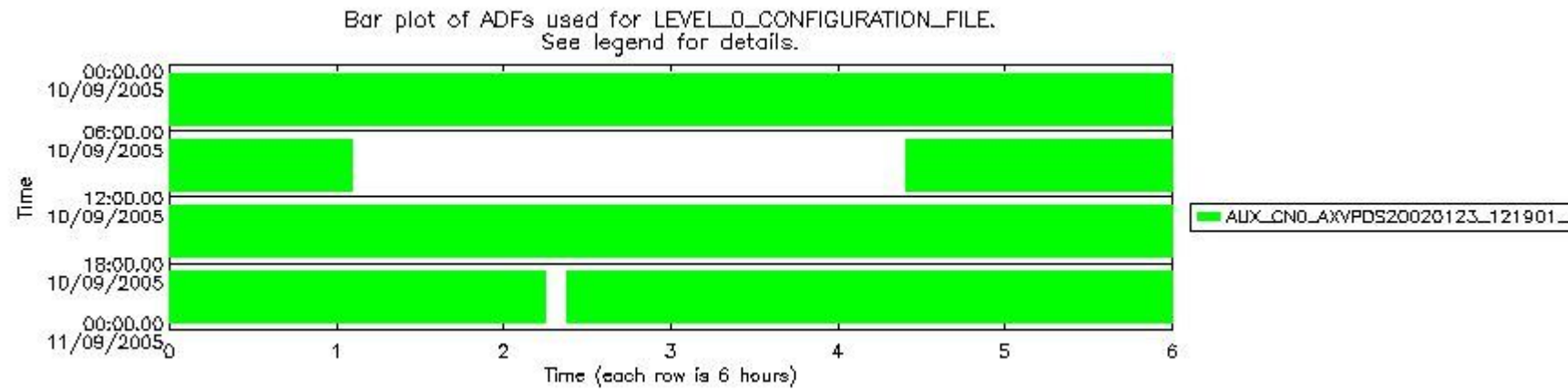
0.3 ADF monitoring

This section shows the (variation in) ADFs used for each of the products. It consists of:

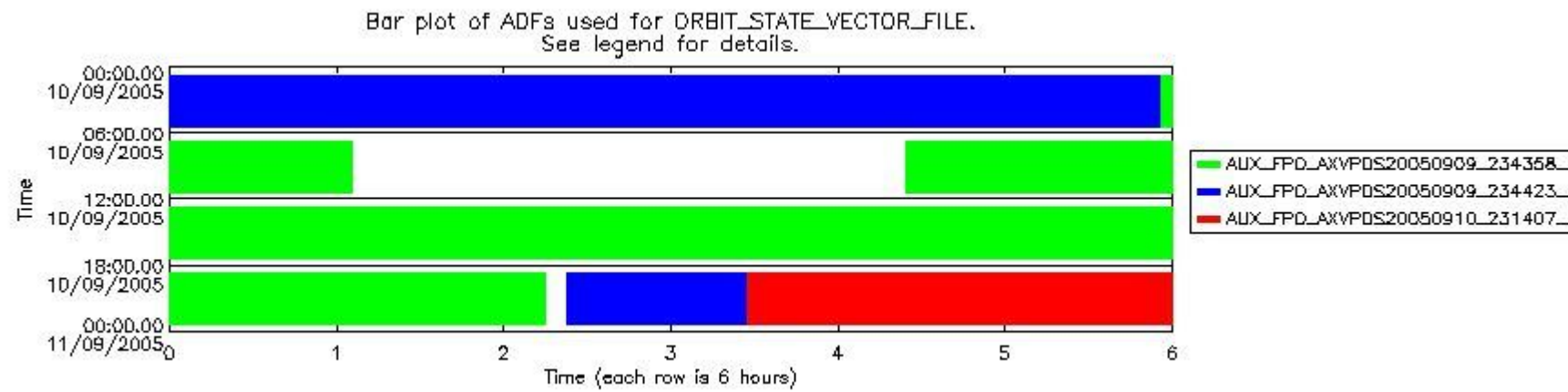
- A table showing which ADFs were used for processing (red values indicate that multiple ADFs of the same type were used)
- Various time line plots, one for each ADF, which show when which ADF was used.

If multiple ADFs of a single type were used, these are marked **red** in the table.

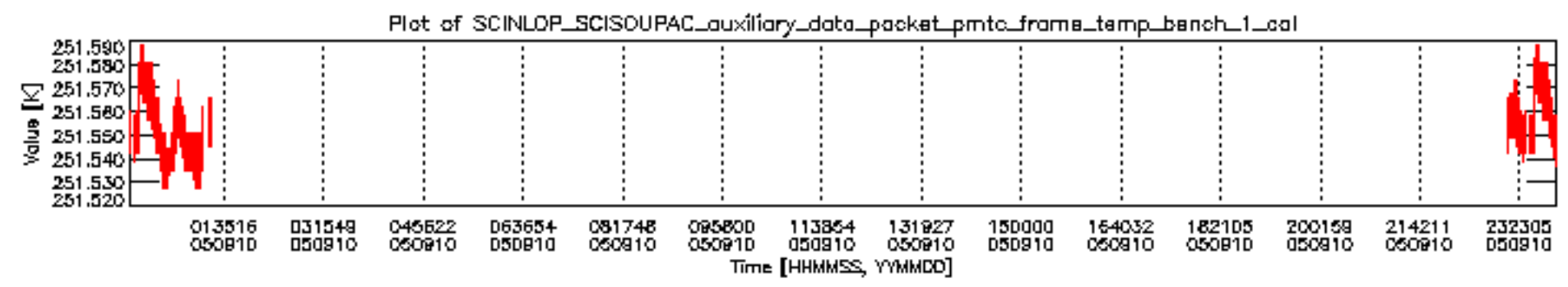
Number	ADF
	CNO (LEVEL_0_CONFIGURATION_FILE)
0	AUX_CNO_AXVPDS20020123_121901_20020101_000000_20200101_000000
	FPO (ORBIT_STATE_VECTOR_FILE)
1	AUX_FPO_AXVPDS20050909_234358_20050909_185250_20050919_201905
2	AUX_FPO_AXVPDS20050909_234423_20050909_185250_20050919_201905
3	AUX_FPO_AXVPDS20050910_231407_20050910_182113_20050920_212804




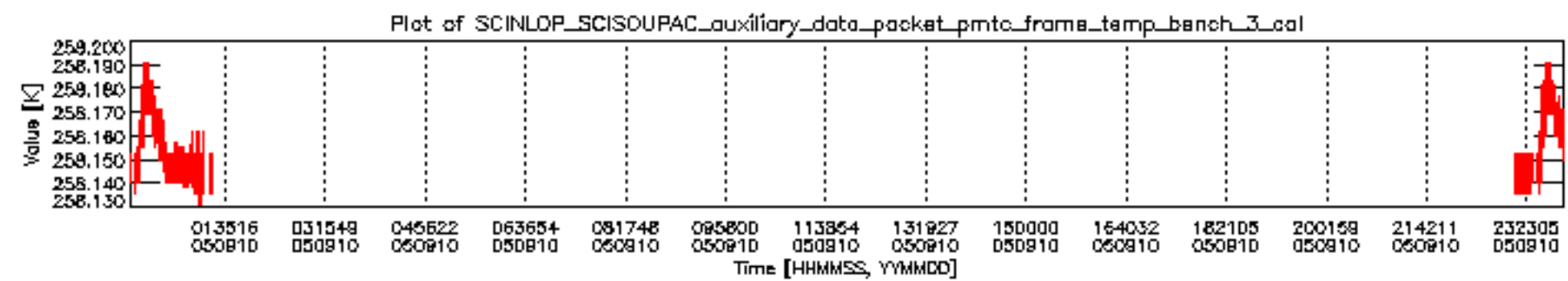
sciamachy_daily_report_level0_PFHS_5_34_N_20050910_5.PNG

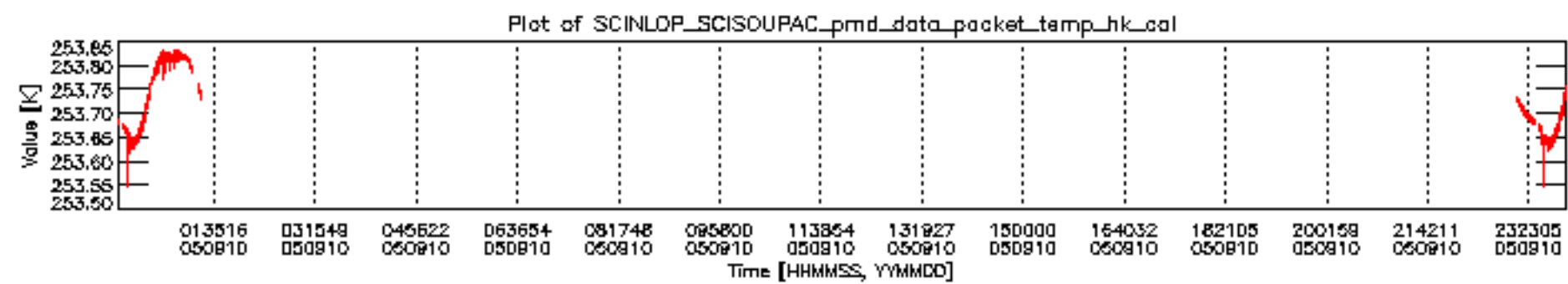


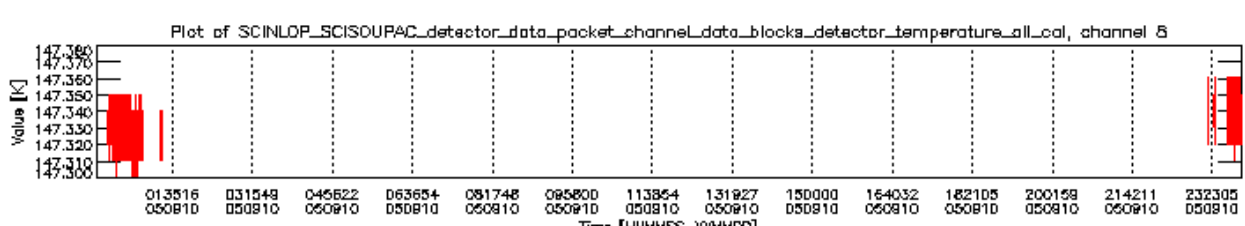
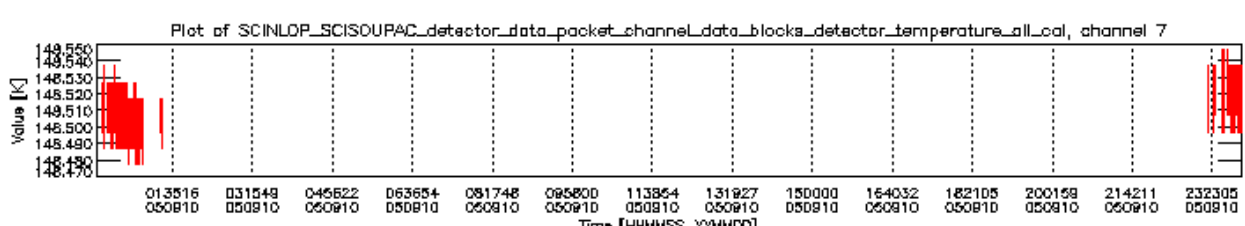
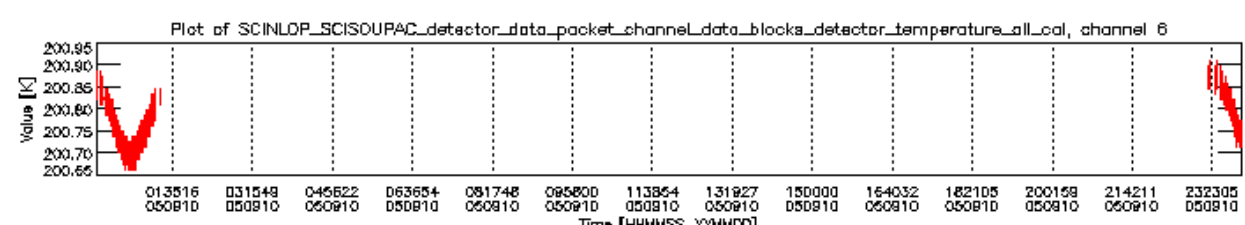
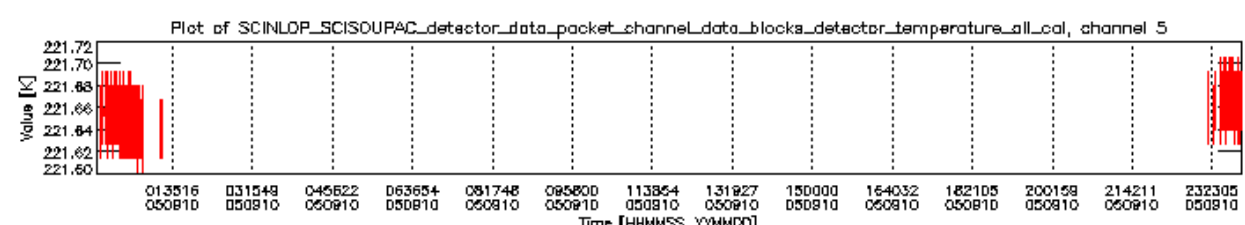
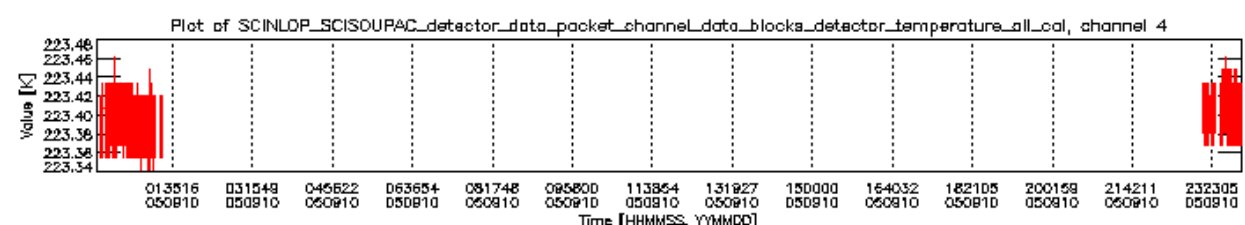
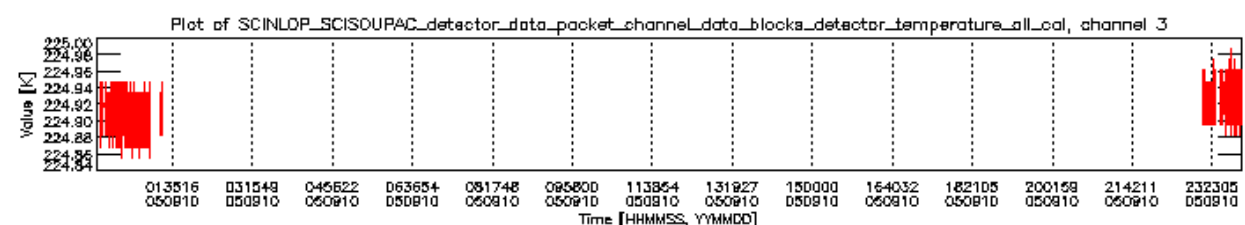
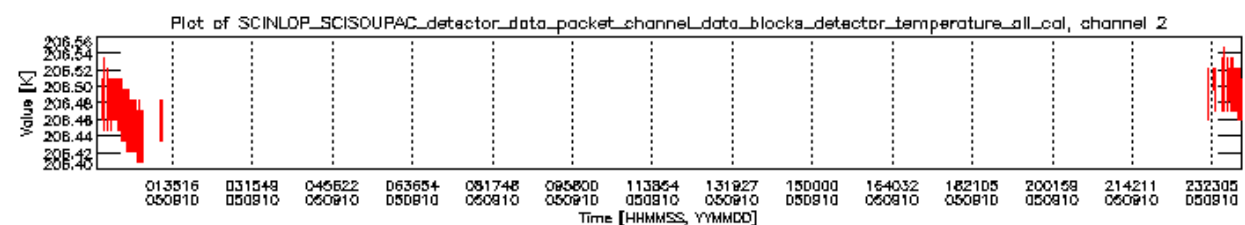
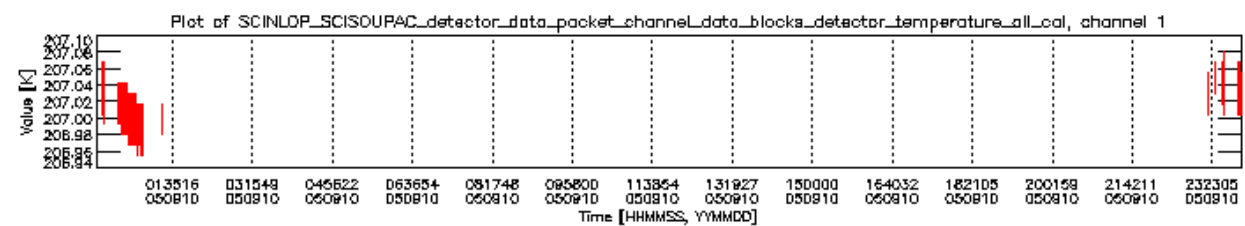
sciamachy_daily_report_level0_PFHS_5_34_N_20050910_6.PNG

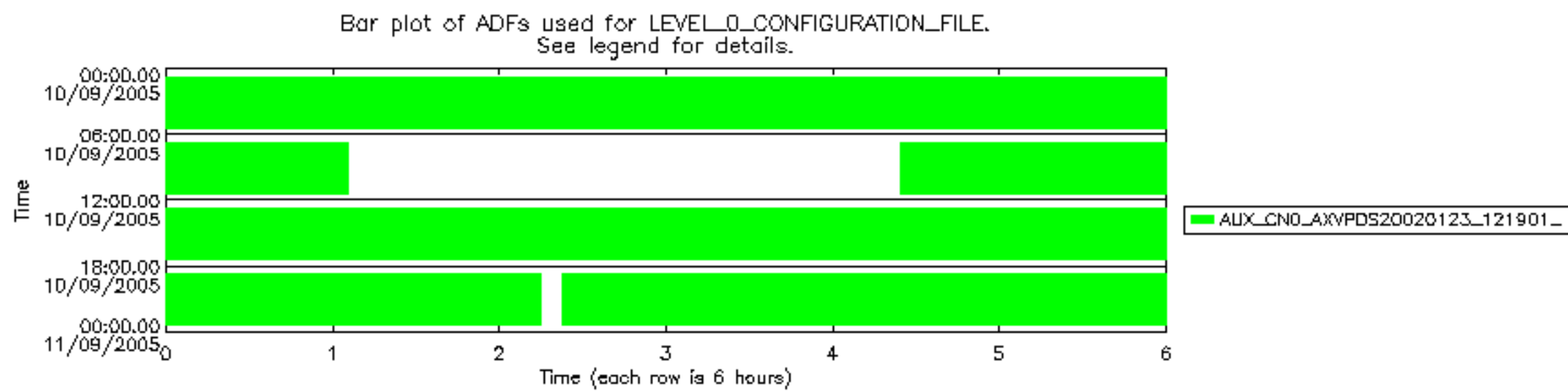












Bar plot of ADFs used for ORBIT_STATE_VECTOR_FILE.
See legend for details.

