

0. SCIAMACHY Daily Report for level 0 products

0.1 General Info

0.2 Product Quality Indicators

0.3 ADF monitoring

0.1 General Info

This report contains a daily analysis on parameters extracted from SCIAMACHY level 0 data (The SCI_NL__0P product).

0.1.1 Report summary

The table below shows general characteristics of the data that are included into this report.

Item	Value
Report version	vdraft_20050403
Time of report generation	12SEP2005 00:56:15
Data source version	PFHS/5.34-N
Processing scope for products	08SEP2005 00:00:00 to 09SEP2005 00:00:00
Start time of first product within scope	07SEP2005 23:04:23
Stop time of last product within scope	09SEP2005 00:14:02
Total number of level 0 products	13
Number of level 0 products with errors	13

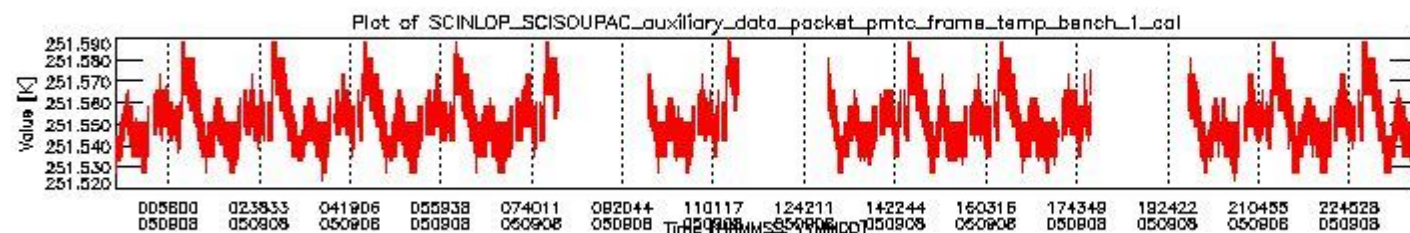
0.1.2 Summary per product

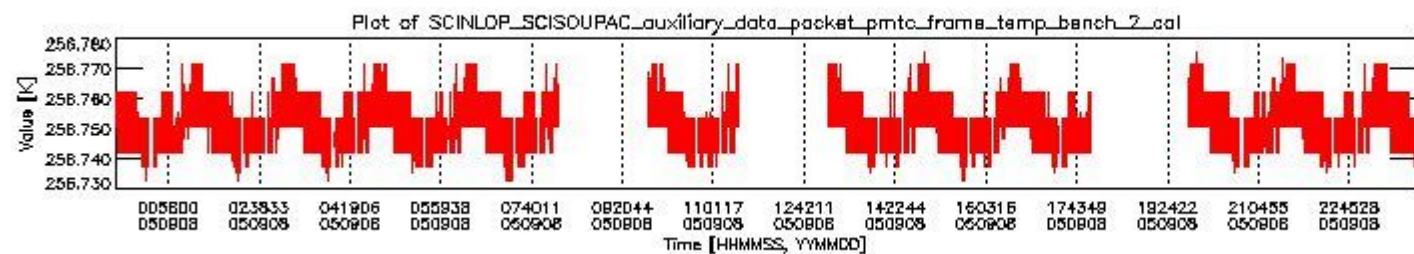
The following table shows a summary for each product used in this report.

#	Product name	Start time	Stop time	Prod err	ISP err sign	ISP miss sign	ISP disc sign	rs sign
0	SCI_NL__0PNPDE20050907_230423_000061122040_00330_18420_0368.N1	07SEP2005 23:04:23	08SEP2005 00:46:16	1	0	1	0	0
1	SCI_NL__0PNPDE20050908_004408_000055142040_00331_18421_0369.N1	08SEP2005 00:44:08	08SEP2005 02:16:03	1	0	1	0	0
2	SCI_NL__0PNPDE20050908_022157_000045542040_00332_18422_0370.N1	08SEP2005 02:21:57	08SEP2005 03:37:52	1	0	1	0	0
3	SCI_NL__0PNPDE20050908_033752_000061052040_00333_18423_0371.N1	08SEP2005 03:37:52	08SEP2005 05:19:37	1	0	1	0	0
4	SCI_NL__0PNPDE20050908_051828_000060922040_00334_18424_0372.N1	08SEP2005 05:18:28	08SEP2005 07:00:00	1	0	1	0	0
5	SCI_NL__0PNPDK20050908_065905_000041692040_00335_18425_0455.N1	08SEP2005 06:59:05	08SEP2005 08:08:35	1	0	1	0	0
6	SCI_NL__0PNPDK20050908_094911_000059802040_00337_18427_0457.N1	08SEP2005 09:49:11	08SEP2005 11:28:51	1	0	1	0	0
7	SCI_NL__0PNPDK20050908_130711_000059242040_00339_18429_0459.N1	08SEP2005 13:07:11	08SEP2005 14:45:55	1	0	1	0	0
8	SCI_NL__0PNPDK20050908_144447_000057872040_00340_18430_0460.N1	08SEP2005 14:44:47	08SEP2005 16:21:14	1	0	1	0	0
9	SCI_NL__0PNPDK20050908_161923_000059592040_00341_18431_0461.N1	08SEP2005 16:19:23	08SEP2005 17:58:43	1	0	1	0	0
10	SCI_NL__0PNPDE20050908_194656_000033542040_00343_18433_0377.N1	08SEP2005 19:46:56	08SEP2005 20:42:50	1	0	1	0	0
11	SCI_NL__0PNPDE20050908_204838_000063362040_00343_18433_0378.N1	08SEP2005 20:48:38	08SEP2005 22:34:14	1	0	1	0	0
12	SCI_NL__0PNPDE20050908_223340_000060212040_00344_18434_0379.N1	08SEP2005 22:33:40	09SEP2005 00:14:02	1	0	1	0	0

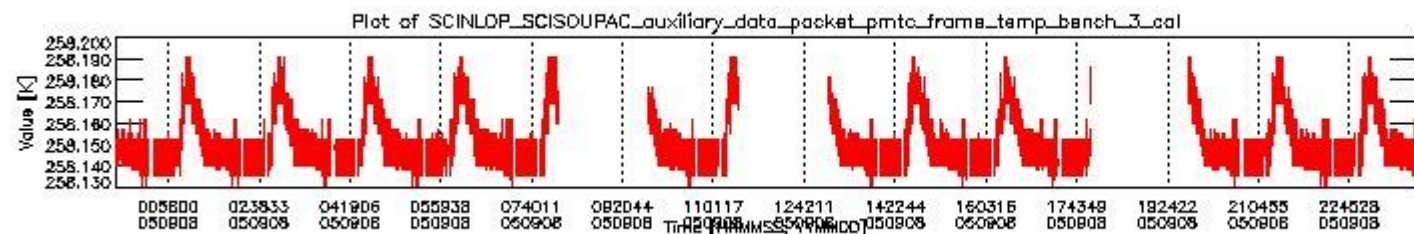
0.2 Product Quality Indicators

This section shows information about product quality, currently temperatures.

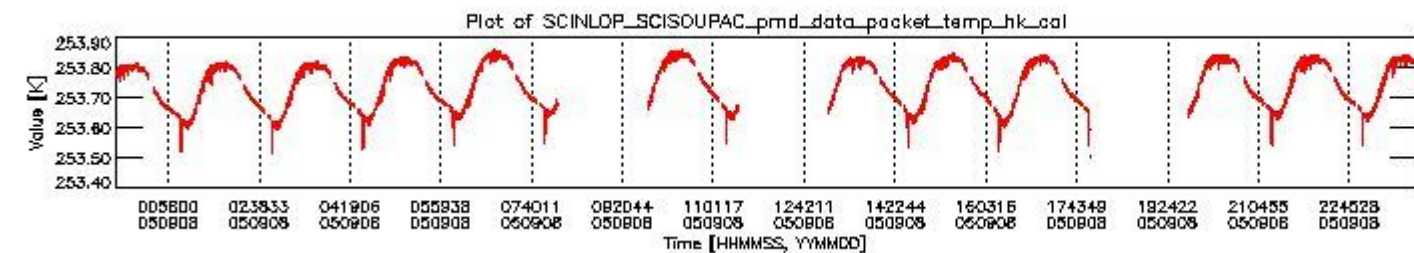




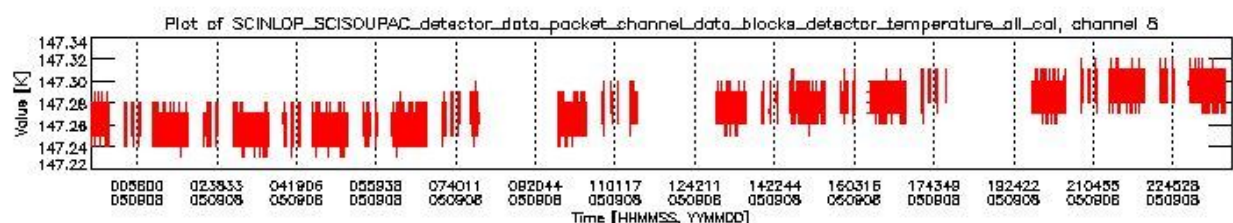
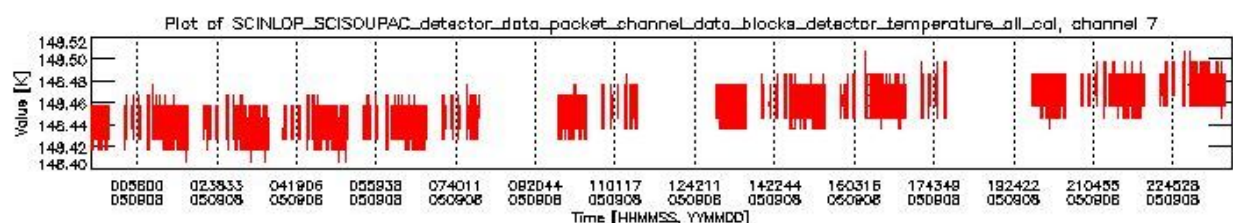
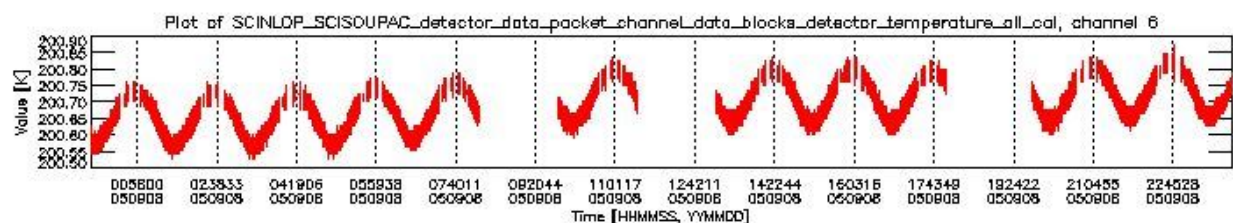
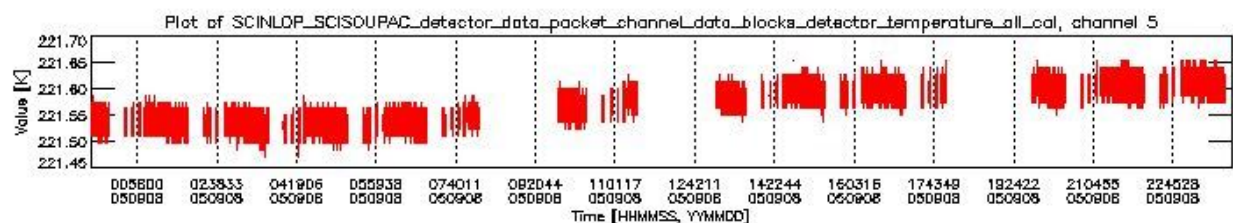
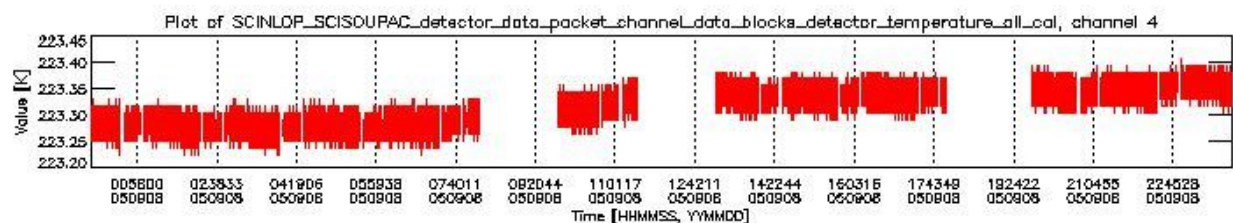
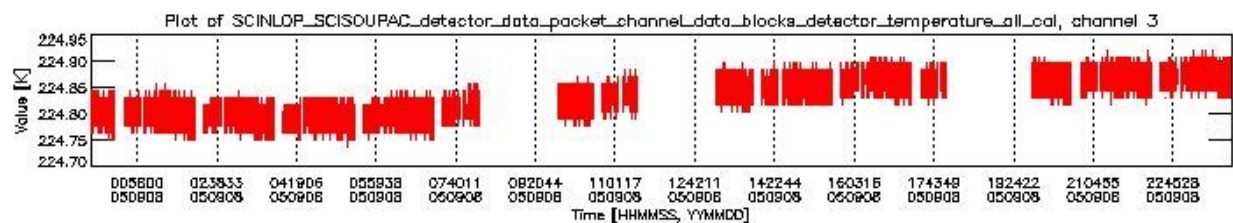
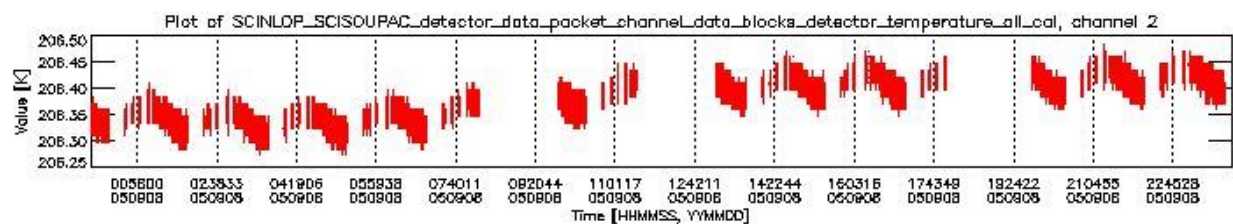
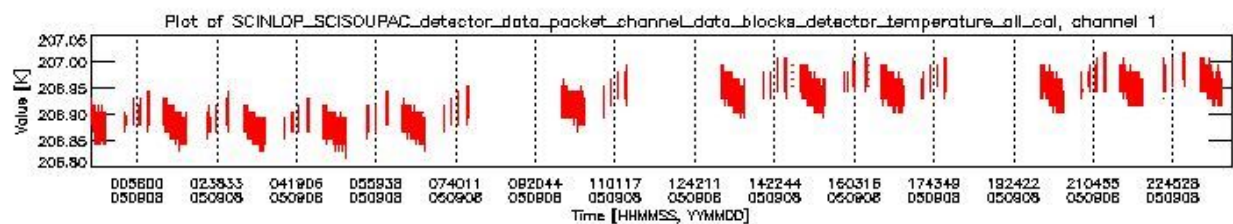
sciamachy_daily_report_level0_PFHS_5_34_N_20050908_1.PNG



sciamachy_daily_report_level0_PFHS_5_34_N_20050908_2.PNG



sciamachy_daily_report_level0_PFHS_5_34_N_20050908_3.PNG



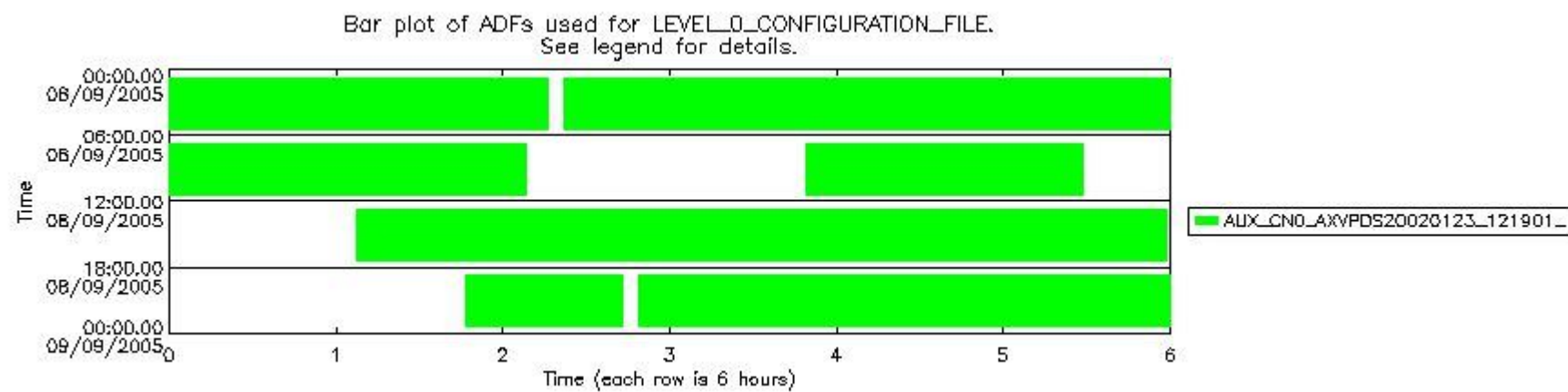
0.3 ADF monitoring

This section shows the (variation in) ADFs used for each of the products. It consists of:

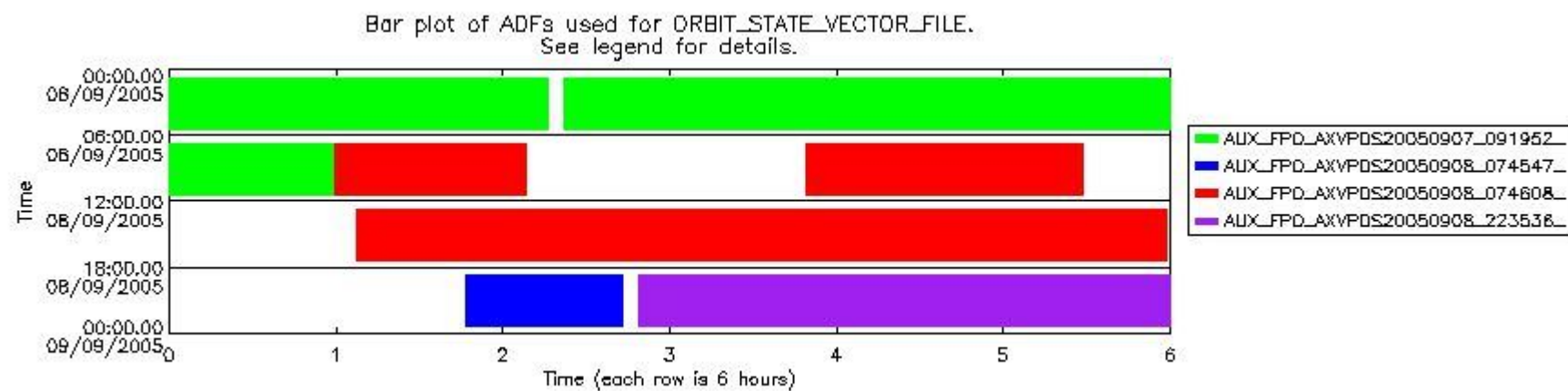
- A table showing which ADFs were used for processing (red values indicate that multiple ADFs of the same type were used)
- Various time line plots, one for each ADF, which show when which ADF was used.

If multiple ADFs of a single type were used, these are marked **red** in the table.

Number	ADF
	CNO (LEVEL_0_CONFIGURATION_FILE)
0	AUX_CNO_AXVPDS20020123_121901_20020101_000000_20200101_000000
	FPO (ORBIT_STATE_VECTOR_FILE)
1	AUX_FPO_AXVPDS20050907_091952_20050906_184705_20050916_201316
2	AUX_FPO_AXVPDS20050908_074547_20050907_195603_20050917_212219
3	AUX_FPO_AXVPDS20050908_074608_20050907_195603_20050917_212219
4	AUX_FPO_AXVPDS20050908_223536_20050908_192427_20050918_205042



sciamachy_daily_report_level0_PFHS_5_34_N_20050908_5.PNG



sciamachy_daily_report_level0_PFHS_5_34_N_20050908_6.PNG

