

0. SCIAMACHY Daily Report for level 0 products

[0.1 General Info](#)

[0.2 Product Quality Indicators](#)

[0.3 ADF monitoring](#)

0.1 General Info

This report contains a daily analysis on parameters extracted from SCIAMACHY level 0 data (The SCI_NL__0P product).

0.1.1 Report summary

The table below shows general characteristics of the data that are included into this report.

Item	Value
Report version	vdraft_20050403
Time of report generation	09SEP2005 16:53:39
Data source version	PFHS/5.34-N
Processing scope for products	04SEP2005 00:00:00 to 05SEP2005 00:00:00
Start time of first product within scope	04SEP2005 01:08:56
Stop time of last product within scope	05SEP2005 00:39:41
Total number of level 0 products	14
Number of level 0 products with errors	14

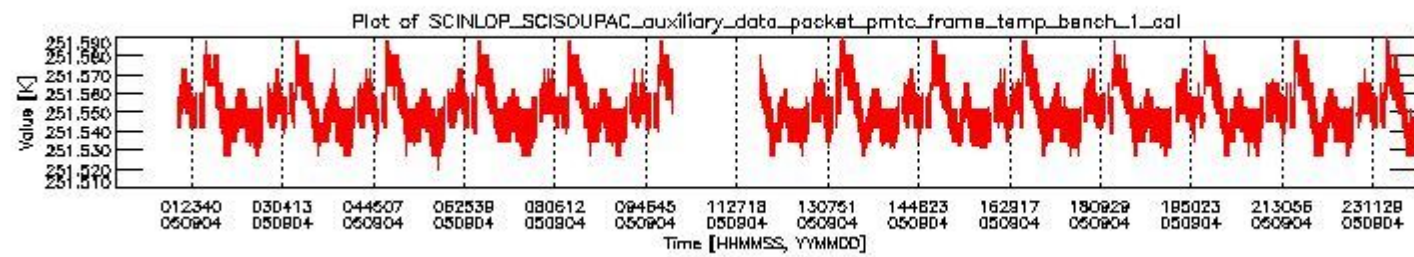
0.1.2 Summary per product

The following table shows a summary for each product used in this report.

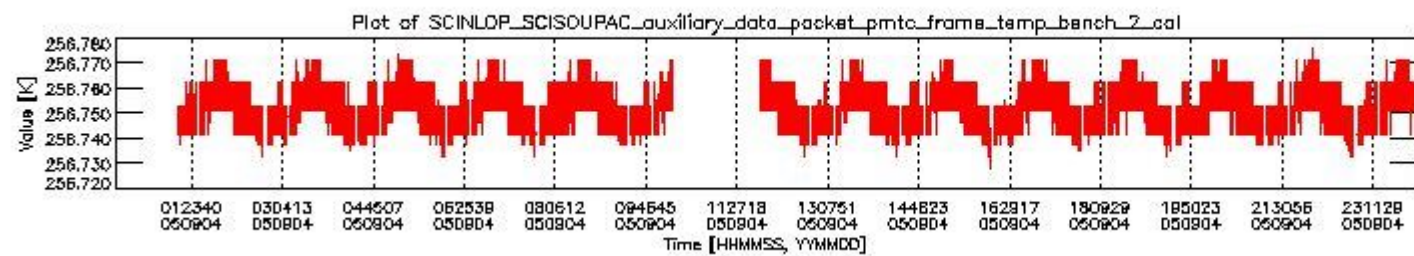
#	Product name	Start time	Stop time	Prod err	ISP err sign	ISP miss sign	ISP disc sign	rs sign
0	SCI_NL__0PNPDE20050904_010856_000044232040_00274_18364_0341.N1	04SEP2005 01:08:56	04SEP2005 02:22:39	1	0	1	0	0
1	SCI_NL__0PNPDE20050904_022239_000061602040_00275_18365_0342.N1	04SEP2005 02:22:39	04SEP2005 04:05:20	1	0	1	0	0
2	SCI_NL__0PNPDE20050904_040424_000060922040_00276_18366_0343.N1	04SEP2005 04:04:24	04SEP2005 05:45:57	1	0	1	0	0
3	SCI_NL__0PNPDE20050904_054448_000061602040_00277_18367_0344.N1	04SEP2005 05:44:48	04SEP2005 07:27:29	1	0	1	0	0
4	SCI_NL__0PNPDK20050904_072633_000039762040_00278_18368_0422.N1	04SEP2005 07:26:33	04SEP2005 08:32:50	1	0	1	0	0
5	SCI_NL__0PNPDK20050904_083250_000061732040_00279_18369_0423.N1	04SEP2005 08:32:50	04SEP2005 10:15:44	1	0	1	0	0
6	SCI_NL__0PNPDK20050904_115307_000059802040_00281_18371_0436.N1	04SEP2005 11:53:07	04SEP2005 13:32:48	1	0	1	0	0
7	SCI_NL__0PNPDK20050904_133248_000057182040_00282_18372_0424.N1	04SEP2005 13:32:48	04SEP2005 15:08:07	1	0	1	0	0
8	SCI_NL__0PNPDK20050904_150602_000061602040_00283_18373_0425.N1	04SEP2005 15:06:02	04SEP2005 16:48:43	1	0	1	0	0
9	SCI_NL__0PNPDK20050904_164639_000059192040_00284_18374_0426.N1	04SEP2005 16:46:39	04SEP2005 18:25:18	1	0	1	0	0
10	SCI_NL__0PNPDK20050904_182518_000058482040_00285_18375_0427.N1	04SEP2005 18:25:18	04SEP2005 20:02:46	1	0	1	0	0
11	SCI_NL__0PNPDE20050904_200246_000045752040_00286_18376_0347.N1	04SEP2005 20:02:46	04SEP2005 21:19:01	1	0	1	0	0
12	SCI_NL__0PNPDE20050904_211657_000060282040_00286_18376_0348.N1	04SEP2005 21:16:57	04SEP2005 22:57:26	1	0	1	0	0
13	SCI_NL__0PNPDE20050904_225726_000061342040_00287_18377_0349.N1	04SEP2005 22:57:26	05SEP2005 00:39:41	1	0	1	0	0

0.2 Product Quality Indicators

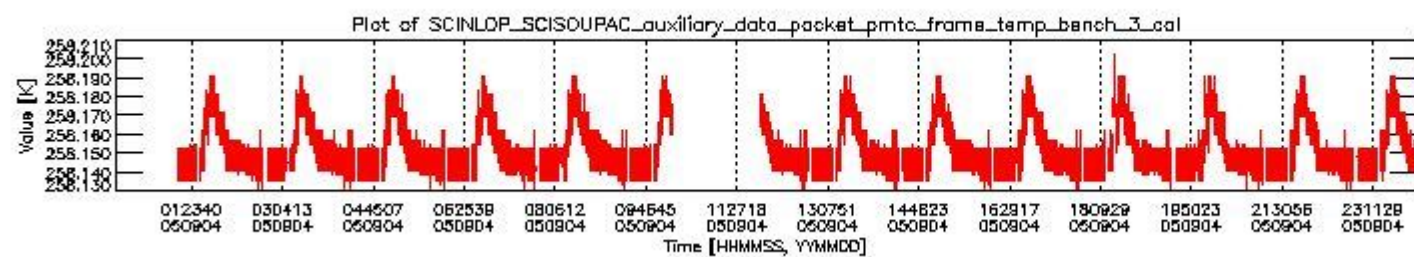
This section shows information about product quality, currently temperatures.



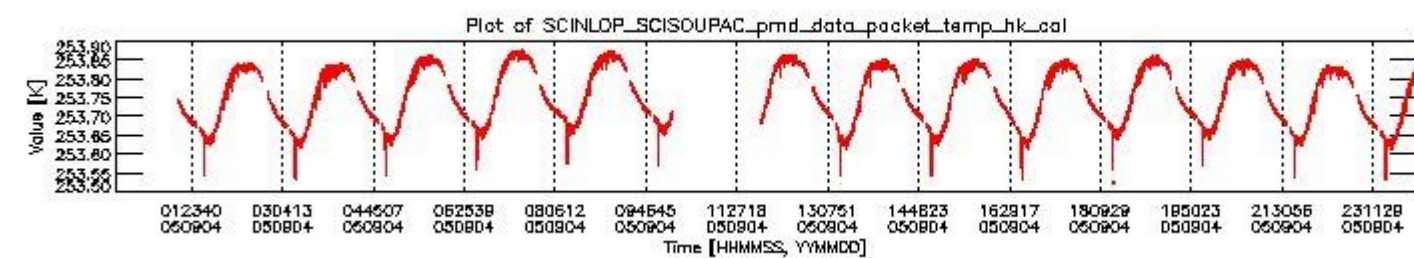
sciamachy_daily_report_level0_PFHS_5_34_N_20050904_0.PNG



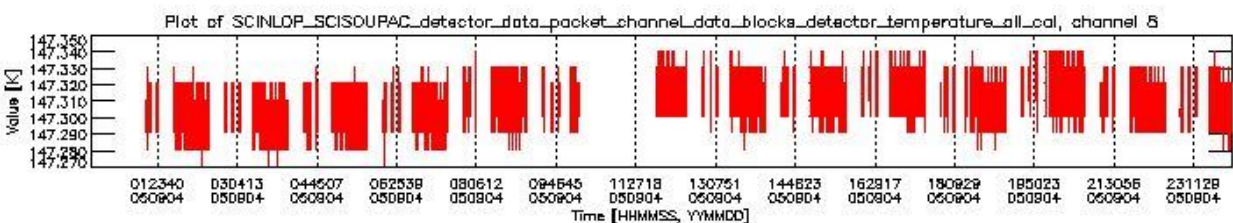
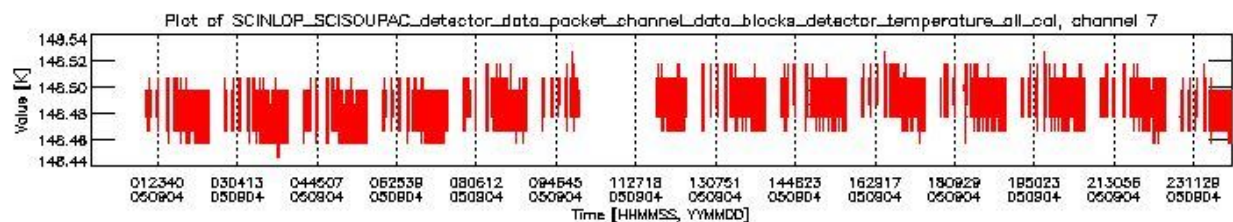
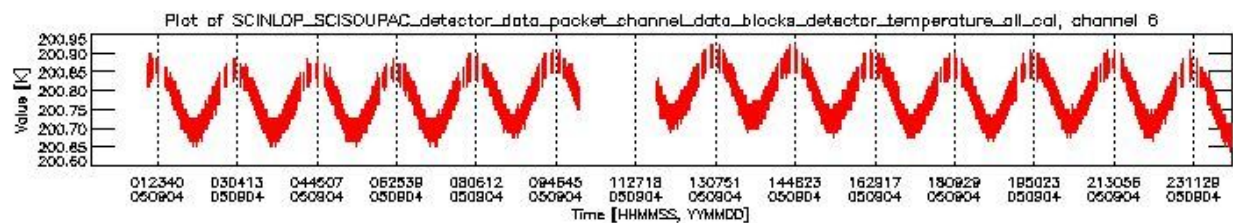
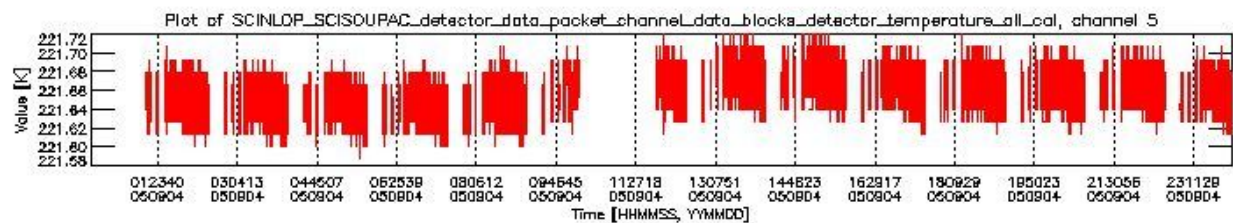
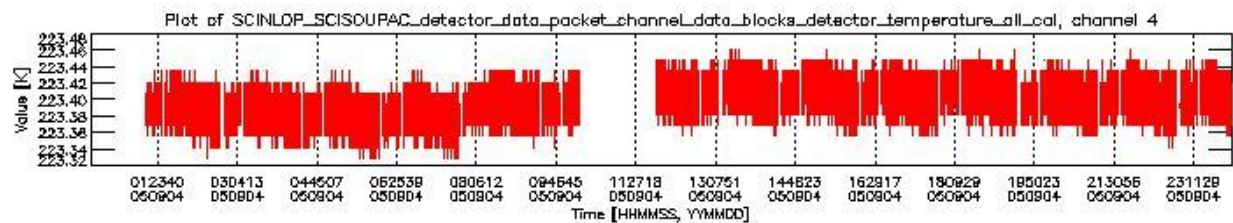
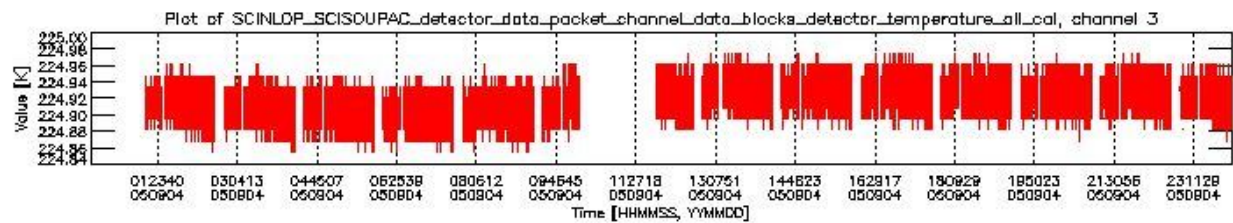
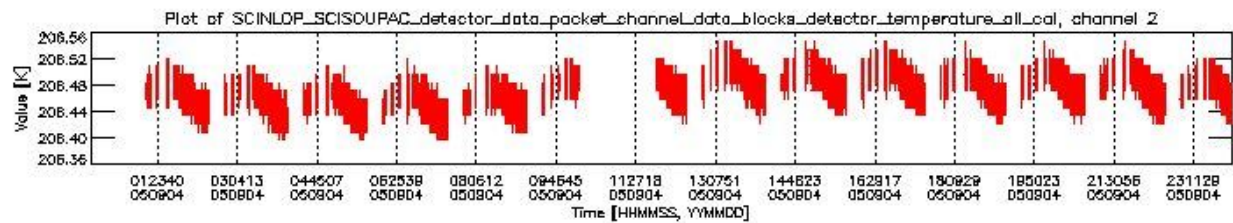
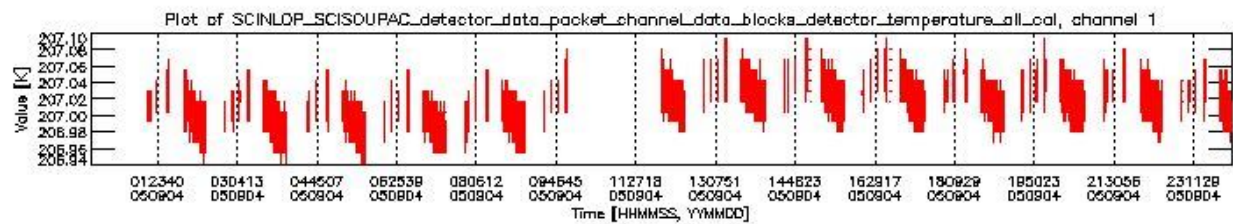
sciamachy_daily_report_level0_PFHS_5_34_N_20050904_1.PNG



sciamachy_daily_report_level0_PFHS_5_34_N_20050904_2.PNG



sciamachy_daily_report_level0_PFHS_5_34_N_20050904_3.PNG



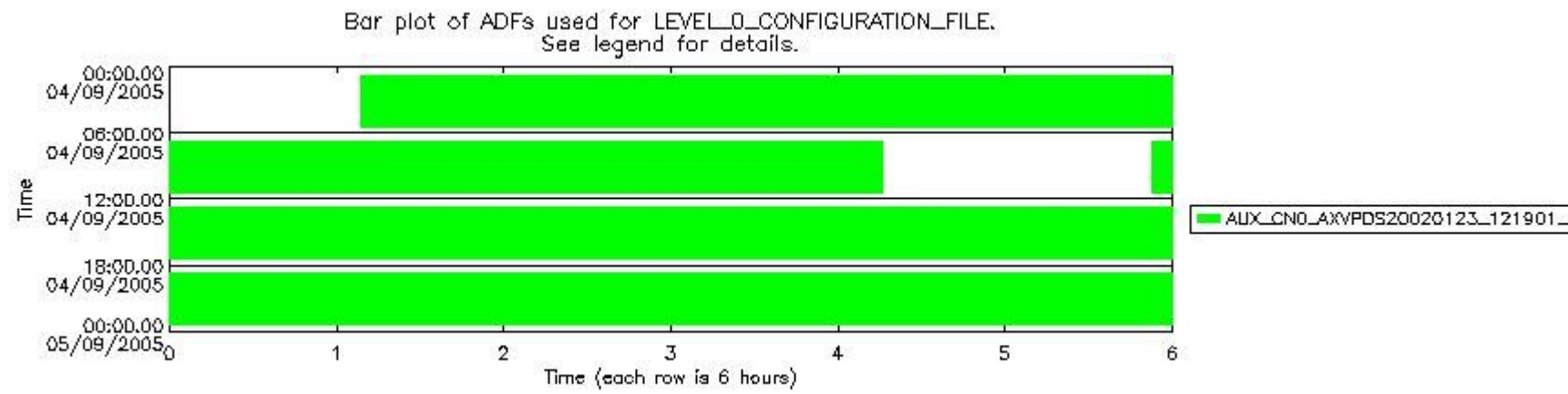
0.3 ADF monitoring

This section shows the (variation in) ADFs used for each of the products. It consists of:

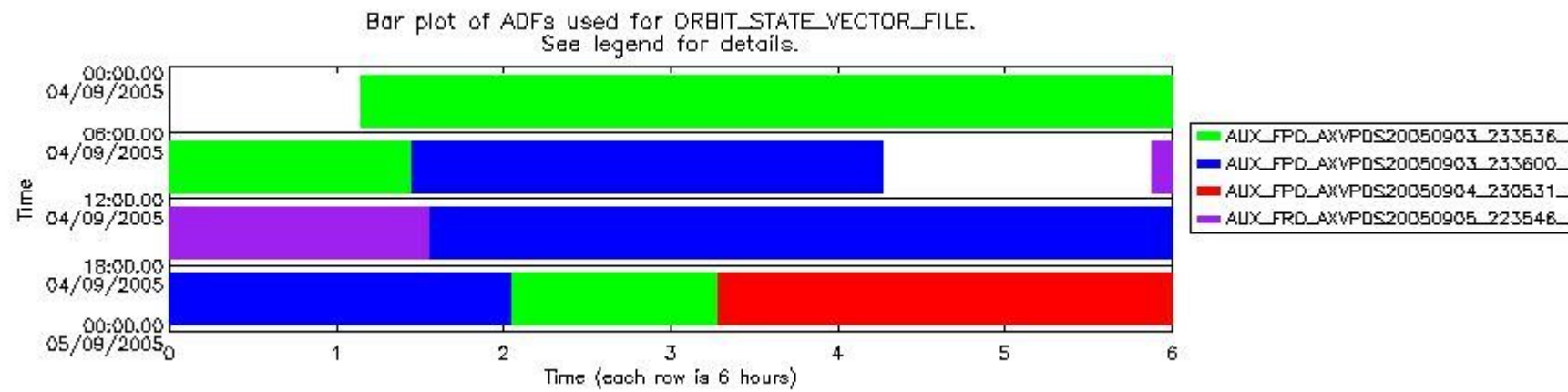
- A table showing which ADFs were used for processing (red values indicate that multiple ADFs of the same type were used)
- Various time line plots, one for each ADF, which show when which ADF was used.

If multiple ADFs of a single type were used, these are marked **red** in the table.

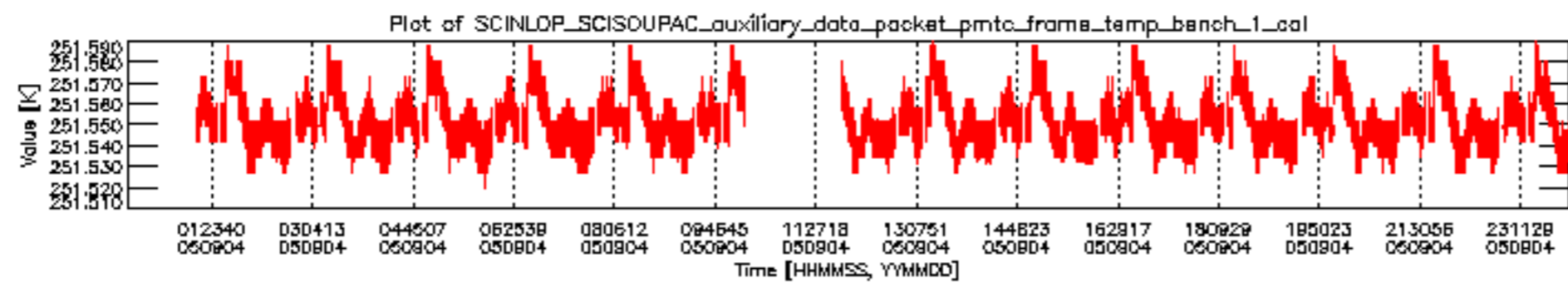
Number	ADF
	CNO (LEVEL_0_CONFIGURATION_FILE)
0	AUX_CNO_AXVPDS20020123_121901_20020101_000000_20200101_000000
	FPO (ORBIT_STATE_VECTOR_FILE)
1	AUX_FPO_AXVPDS20050903_233536_20050903_184120_20050913_200732
2	AUX_FPO_AXVPDS20050903_233600_20050903_184120_20050913_200732
3	AUX_FPO_AXVPDS20050904_230531_20050904_195019_20050914_211630
4	AUX_FRO_AXVPDS20050905_223546_20050902_221000_20050905_005000

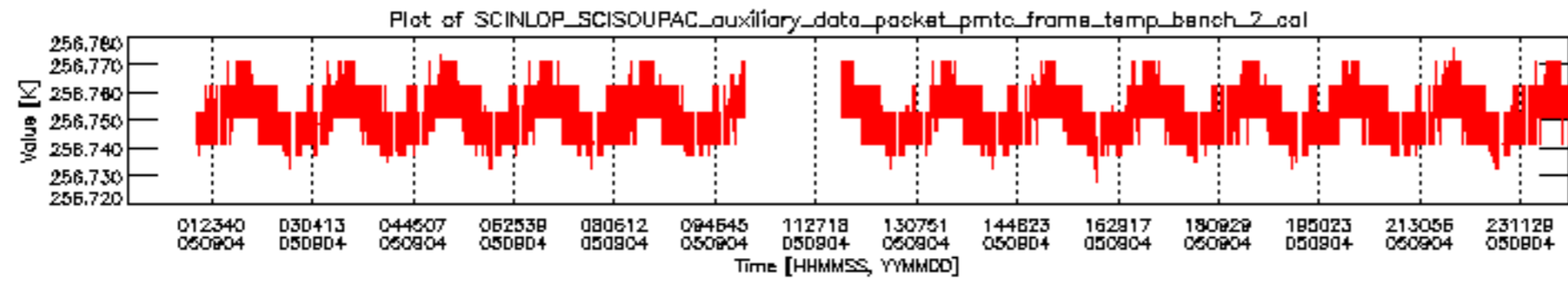


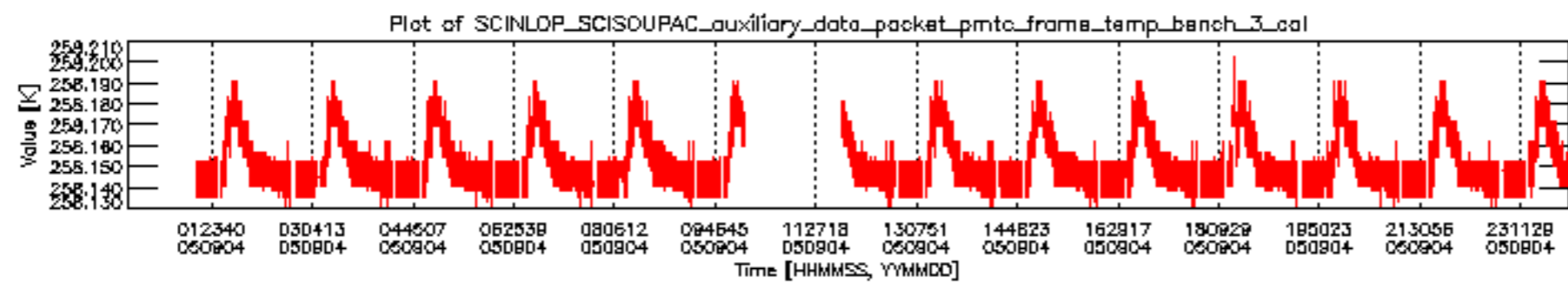
sciamachy_daily_report_level0_PFHS_5_34_N_20050904_5.PNG

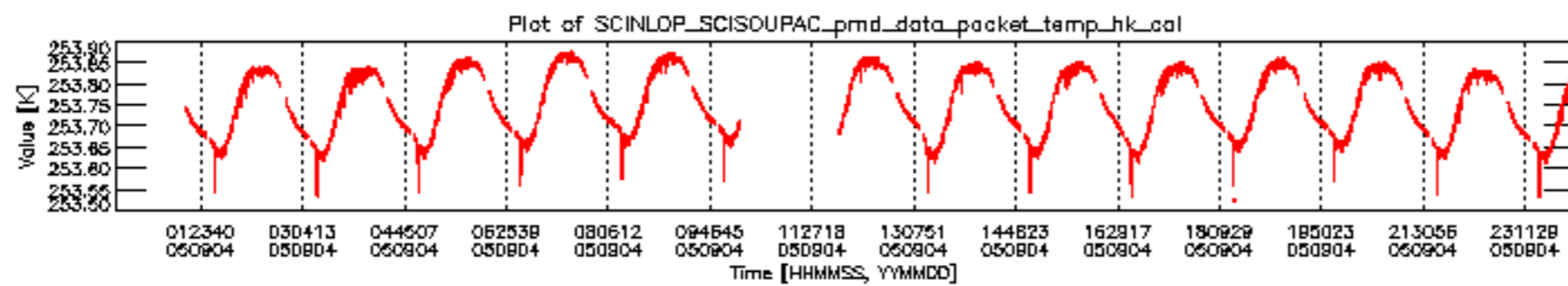


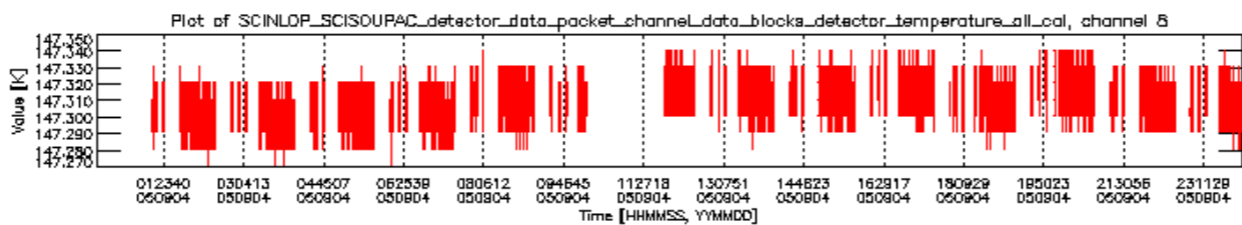
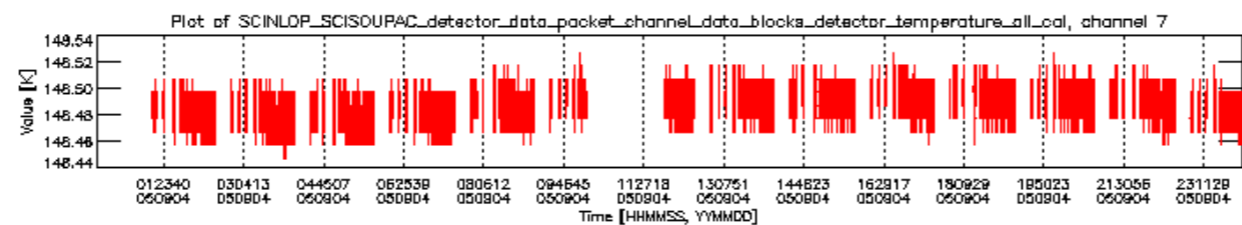
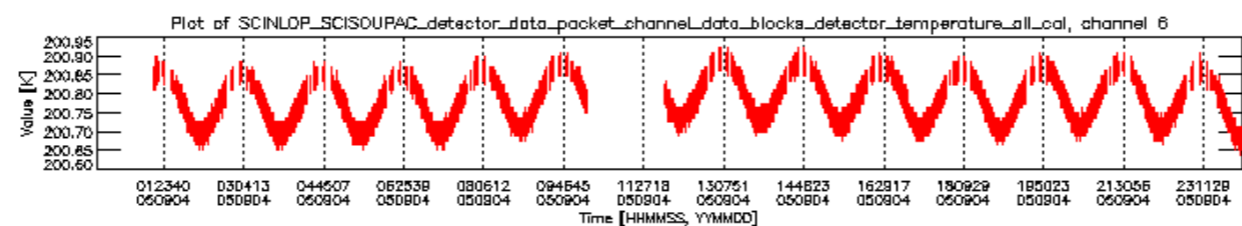
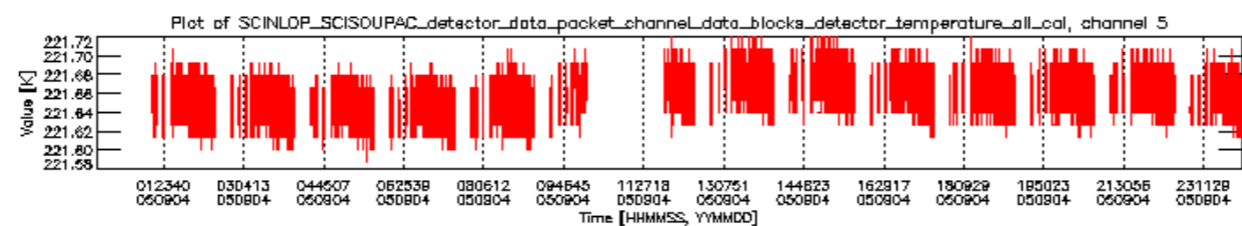
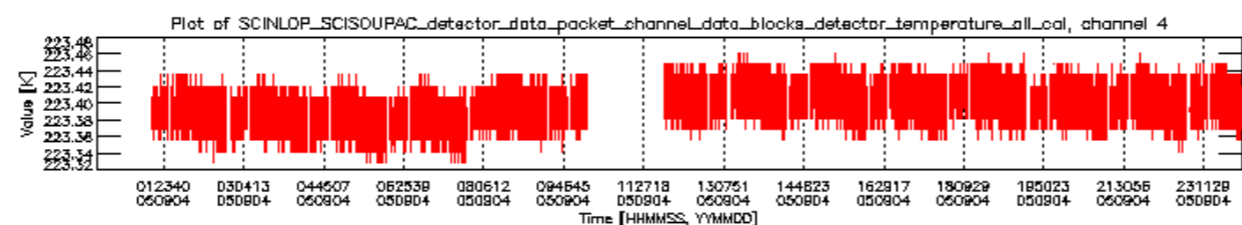
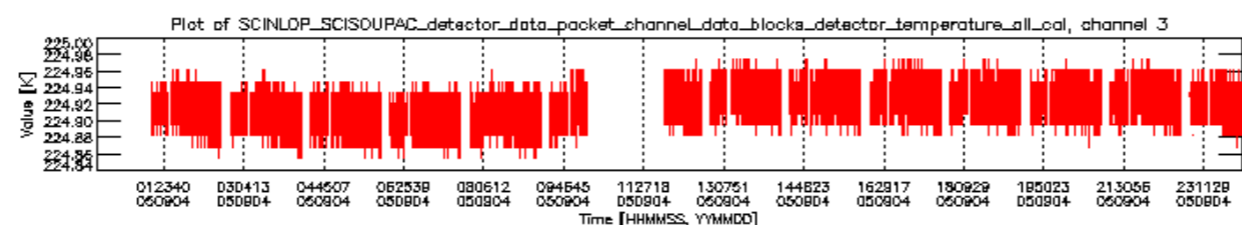
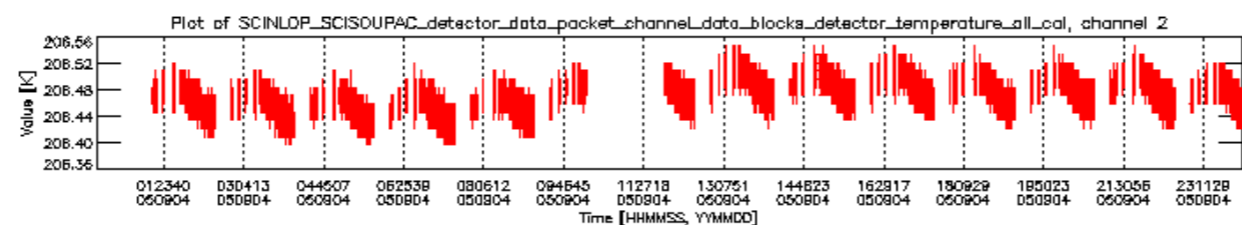
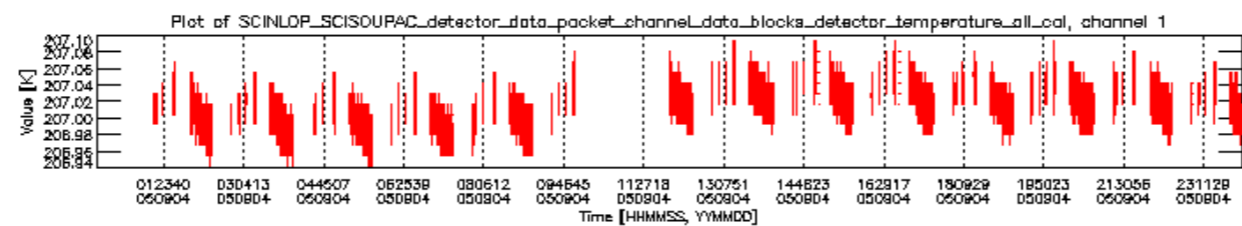
sciamachy_daily_report_level0_PFHS_5_34_N_20050904_6.PNG

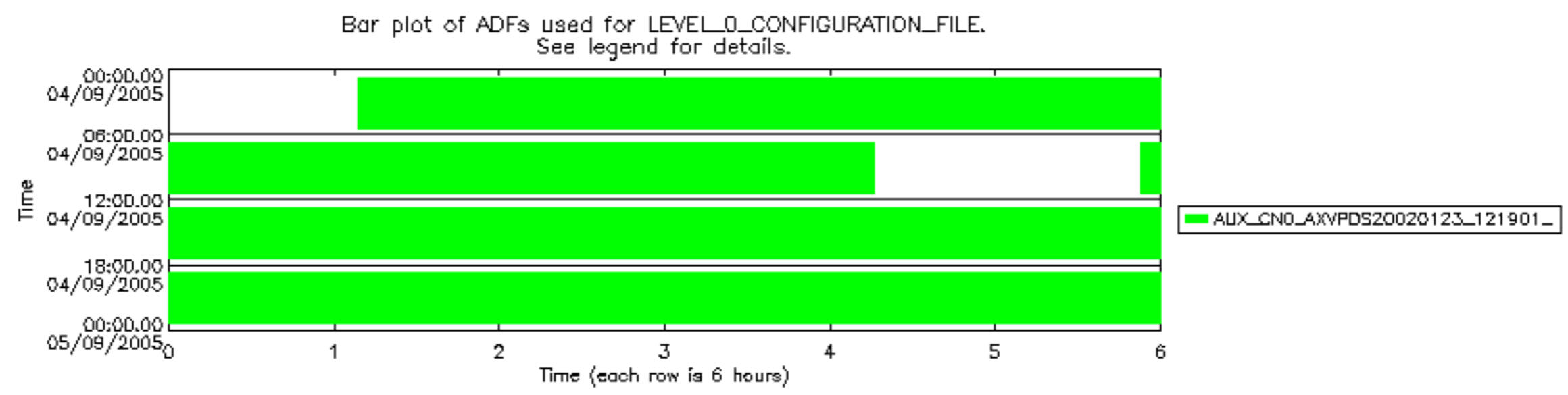












Bar plot of ADFs used for ORBIT_STATE_VECTOR_FILE.
See legend for details.

