

0. SCIAMACHY Daily Report for level 0 products

[0.1 General Info](#)

[0.2 Product Quality Indicators](#)

[0.3 ADF monitoring](#)

0.1 General Info

This report contains a daily analysis on parameters extracted from SCIAMACHY level 0 data (The SCI_NL__0P product).

0.1.1 Report summary

The table below shows general characteristics of the data that are included into this report.

Item	Value
Report version	vdraft_20050403
Time of report generation	09SEP2005 16:52:08
Data source version	PFHS/5.34-N
Processing scope for products	03SEP2005 00:00:00 to 04SEP2005 00:00:00
Start time of first product within scope	02SEP2005 22:18:29
Stop time of last product within scope	03SEP2005 23:31:03
Total number of level 0 products	17
Number of level 0 products with errors	17

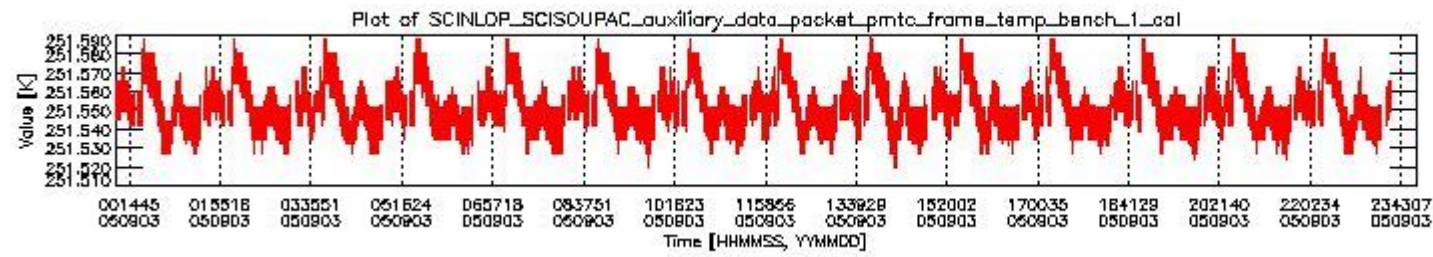
0.1.2 Summary per product

The following table shows a summary for each product used in this report.

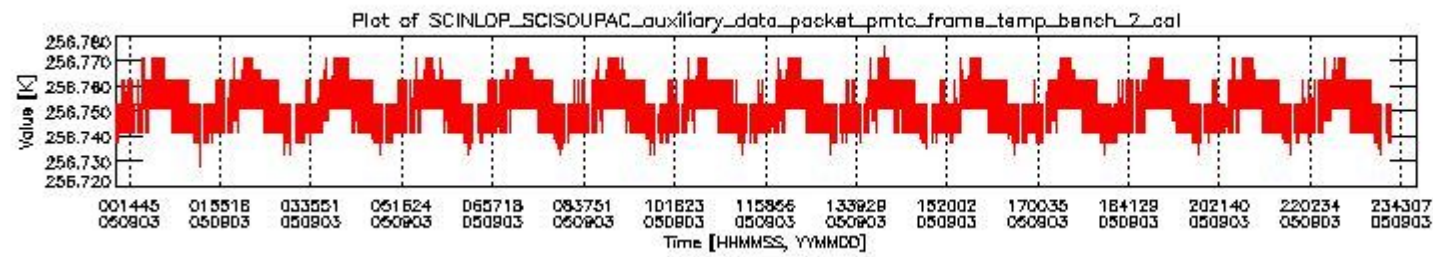
#	Product name	Start time	Stop time	Prod err	ISP err sign	ISP miss sign	ISP disc sign	rs sign
0	SCI_NL__0PNPDE20050902_221829_000062002040_00258_18348_0332.N1	02SEP2005 22:18:29	03SEP2005 00:01:49	1	0	1	0	0
1	SCI_NL__0PNPDE20050903_000026_000060442040_00259_18349_0333.N1	03SEP2005 00:00:26	03SEP2005 01:41:10	1	0	1	0	0
2	SCI_NL__0PNPDE20050903_013942_000045232040_00260_18350_0334.N1	03SEP2005 01:39:42	03SEP2005 02:55:06	1	0	1	0	0
3	SCI_NL__0PNPDE20050903_025410_000061602040_00261_18351_0335.N1	03SEP2005 02:54:10	03SEP2005 04:36:51	1	0	1	0	0
4	SCI_NL__0PNPDE20050903_043555_000060922040_00262_18352_0336.N1	03SEP2005 04:35:55	03SEP2005 06:17:27	1	0	1	0	0
5	SCI_NL__0PNPDK20050903_061618_000041142040_00263_18353_0411.N1	03SEP2005 06:16:18	03SEP2005 07:24:53	1	0	1	0	0
6	SCI_NL__0PNPDK20050903_072453_000060922040_00264_18354_0412.N1	03SEP2005 07:24:53	03SEP2005 09:06:25	1	0	1	0	0
7	SCI_NL__0PNPDK20050903_090529_000060362040_00265_18355_0413.N1	03SEP2005 09:05:29	03SEP2005 10:46:05	1	0	1	0	0
8	SCI_NL__0PNPDK20050903_104605_000059112040_00266_18356_0414.N1	03SEP2005 10:46:05	03SEP2005 12:24:37	1	0	1	0	0
9	SCI_NL__0PNPDK20050903_122437_000059802040_00267_18357_0415.N1	03SEP2005 12:24:37	03SEP2005 14:04:18	1	0	1	0	0
10	SCI_NL__0PNPDK20050903_140309_000059122040_00268_18358_0416.N1	03SEP2005 14:03:09	03SEP2005 15:41:41	1	0	1	0	0
11	SCI_NL__0PNPDK20050903_140418_000058432040_00268_18358_0420.N1	03SEP2005 14:04:18	03SEP2005 15:41:41	1	0	1	0	0
12	SCI_NL__0PNPDK20050903_153937_000060312040_00269_18359_0417.N1	03SEP2005 15:39:37	03SEP2005 17:20:08	1	0	1	0	0
13	SCI_NL__0PNPDK20050903_171859_000058382040_00270_18360_0418.N1	03SEP2005 17:18:59	03SEP2005 18:56:17	1	0	1	0	0
14	SCI_NL__0PNPDK20050903_185500_000060942040_00271_18361_0419.N1	03SEP2005 18:55:00	03SEP2005 20:36:34	1	0	1	0	0
15	SCI_NL__0PNPDE20050903_203416_000045412040_00272_18362_0338.N1	03SEP2005 20:34:16	03SEP2005 21:49:58	1	0	1	0	0
16	SCI_NL__0PNPDE20050903_214911_000061122040_00272_18362_0339.N1	03SEP2005 21:49:11	03SEP2005 23:31:03	1	0	1	0	0

0.2 Product Quality Indicators

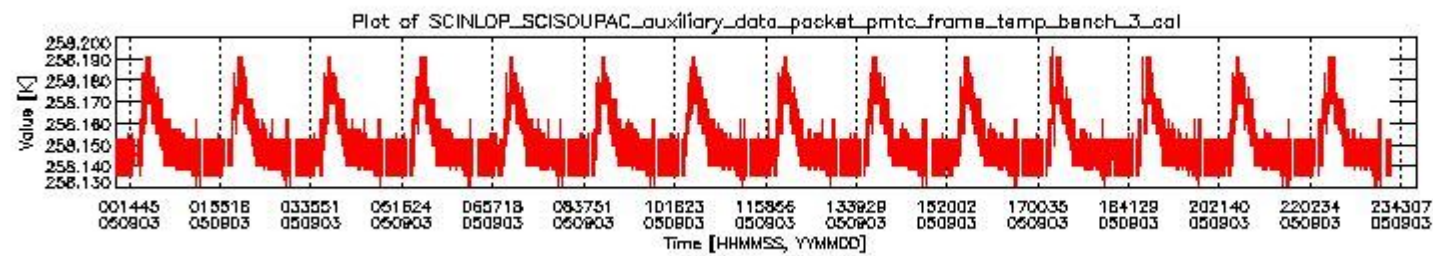
This section shows information about product quality, currently temperatures.



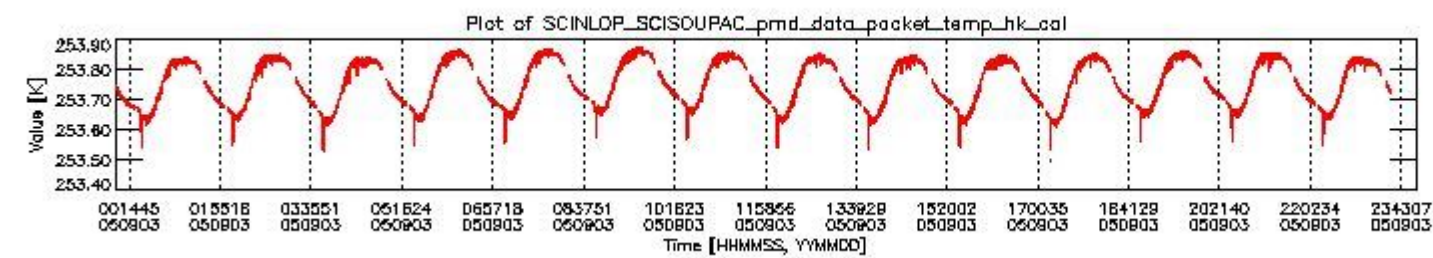
sciamachy_daily_report_level0_PFHS_5_34_N_20050903_0.PNG



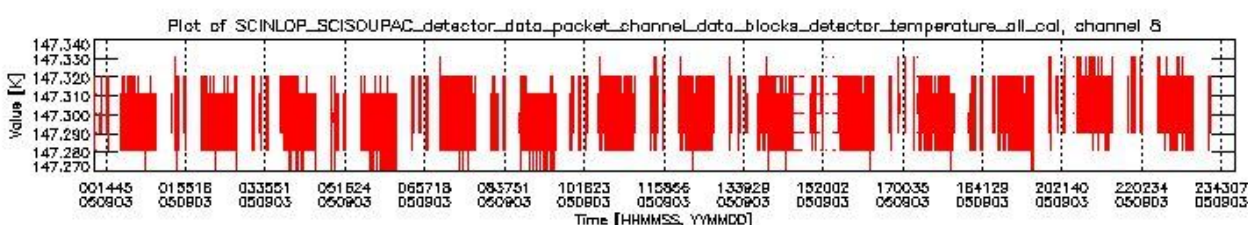
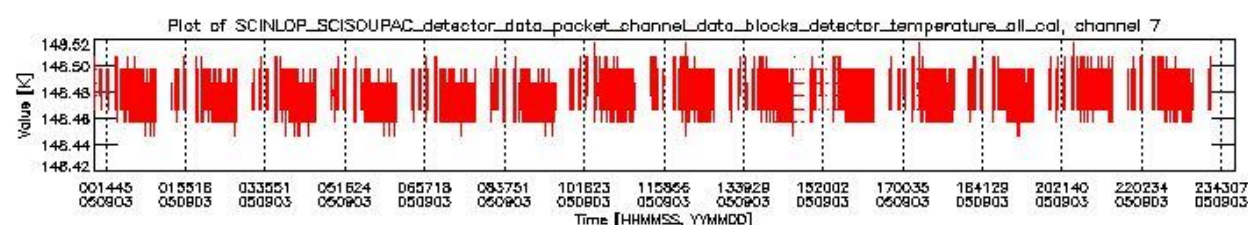
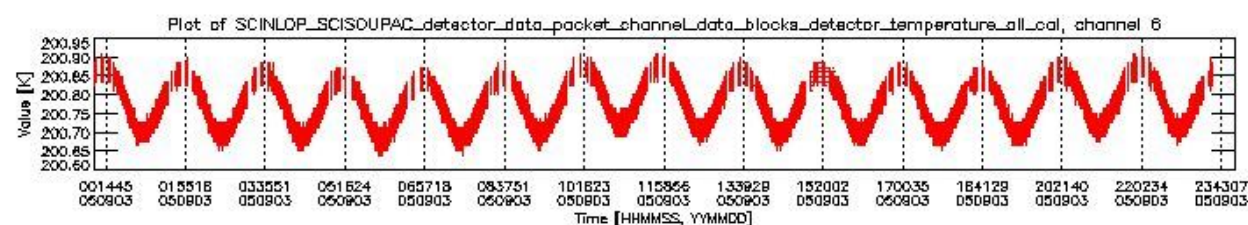
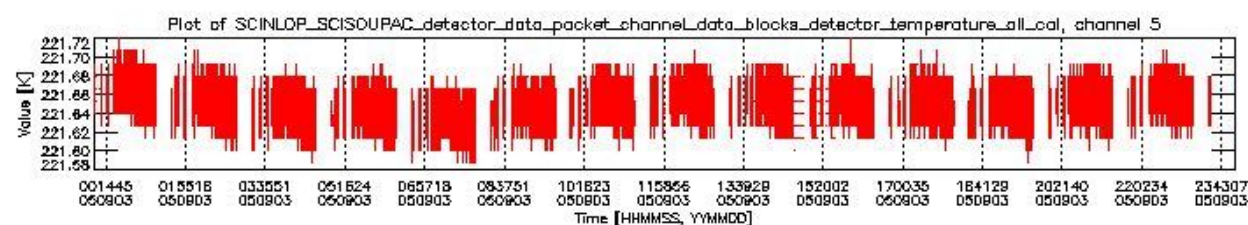
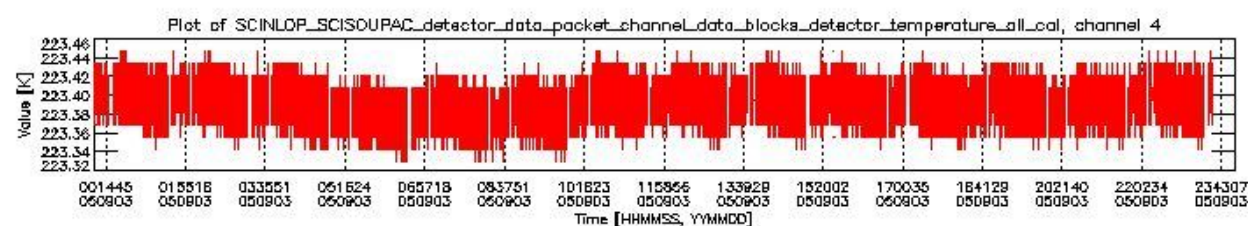
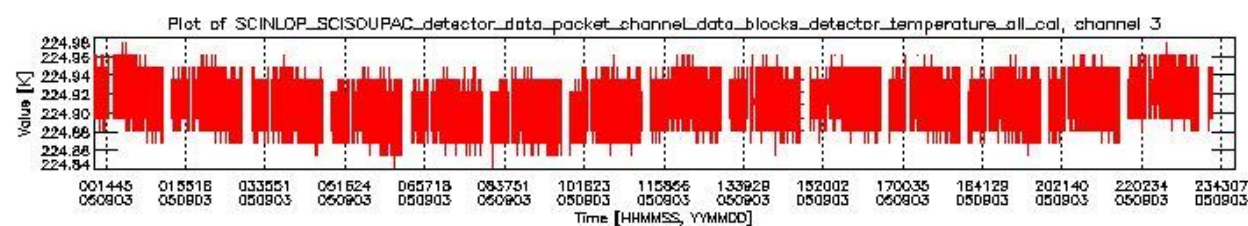
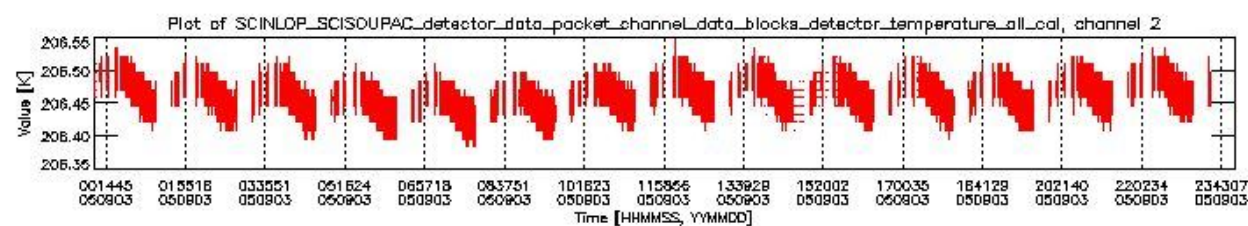
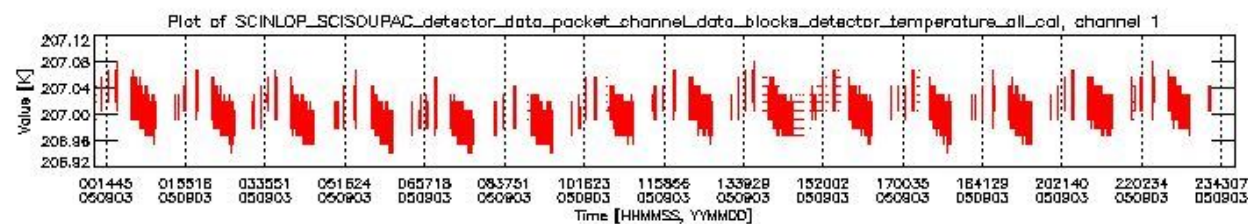
sciamachy_daily_report_level0_PFHS_5_34_N_20050903_1.PNG



sciamachy_daily_report_level0_PFHS_5_34_N_20050903_2.PNG



sciamachy_daily_report_level0_PFHS_5_34_N_20050903_3.PNG



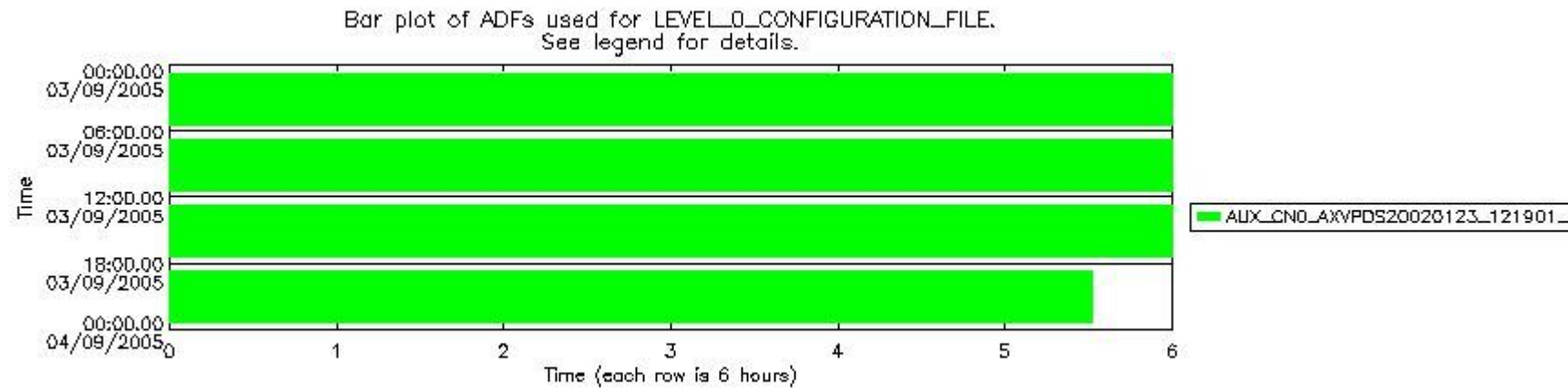
0.3 ADF monitoring

This section shows the (variation in) ADFs used for each of the products. It consists of:

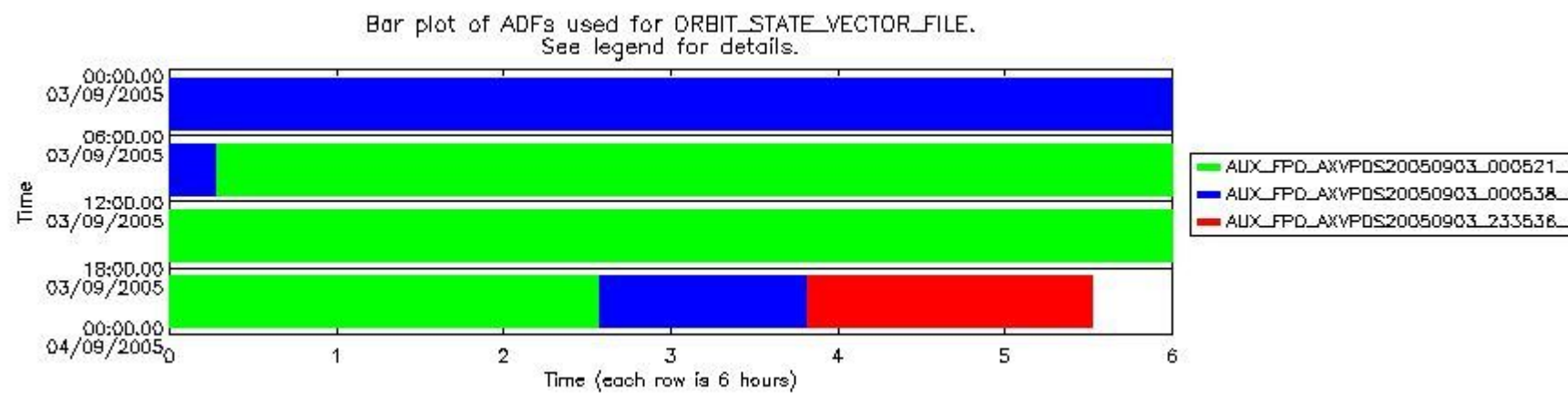
- A table showing which ADFs were used for processing (red values indicate that multiple ADFs of the same type were used)
- Various time line plots, one for each ADF, which show when which ADF was used.

If multiple ADFs of a single type were used, these are marked **red** in the table.

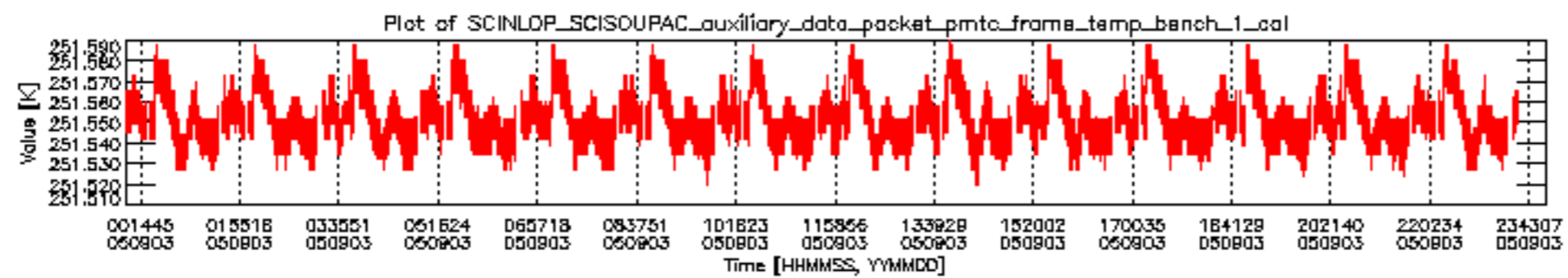
Number	ADF
	CNO (LEVEL_0_CONFIGURATION_FILE)
0	AUX_CNO_AXVPDS20020123_121901_20020101_000000_20200101_000000
	FPO (ORBIT_STATE_VECTOR_FILE)
1	AUX_FPO_AXVPDS20050903_000521_20050902_191257_20050912_203909
2	AUX_FPO_AXVPDS20050903_000538_20050902_191257_20050912_203909
3	AUX_FPO_AXVPDS20050903_233536_20050903_184120_20050913_200732

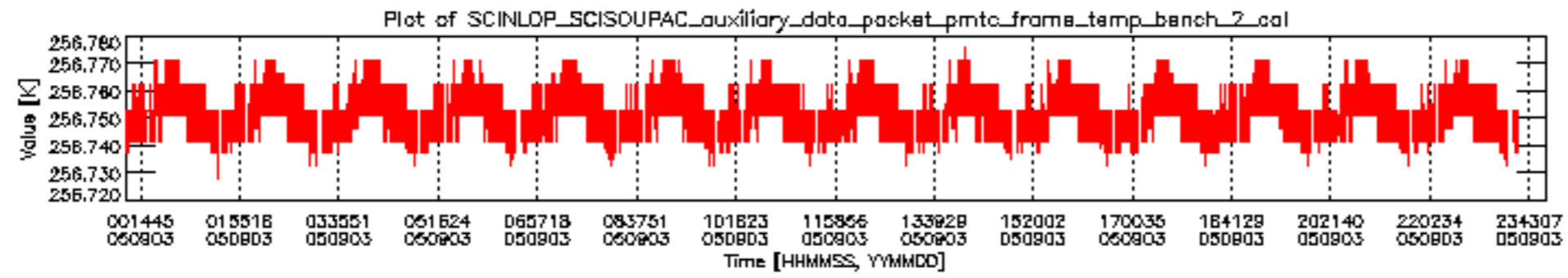


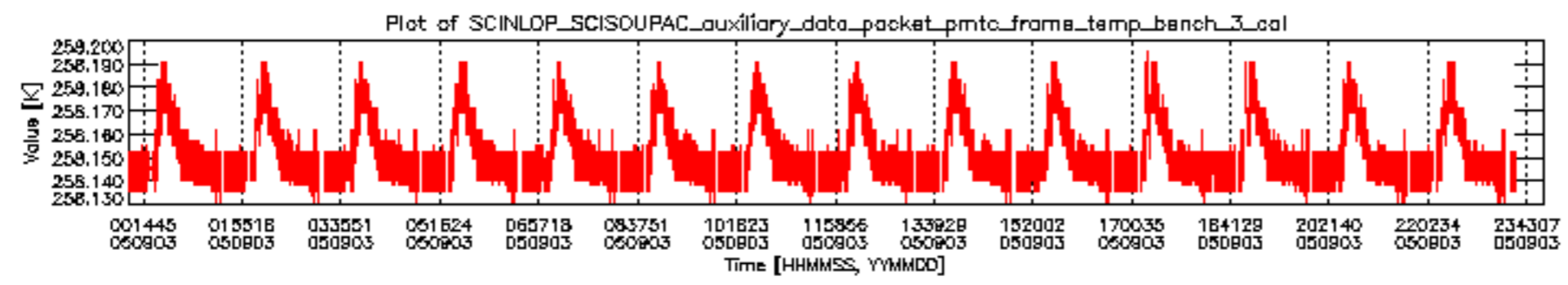
sciamachy_daily_report_level0_PFHS_5_34_N_20050903_5.PNG

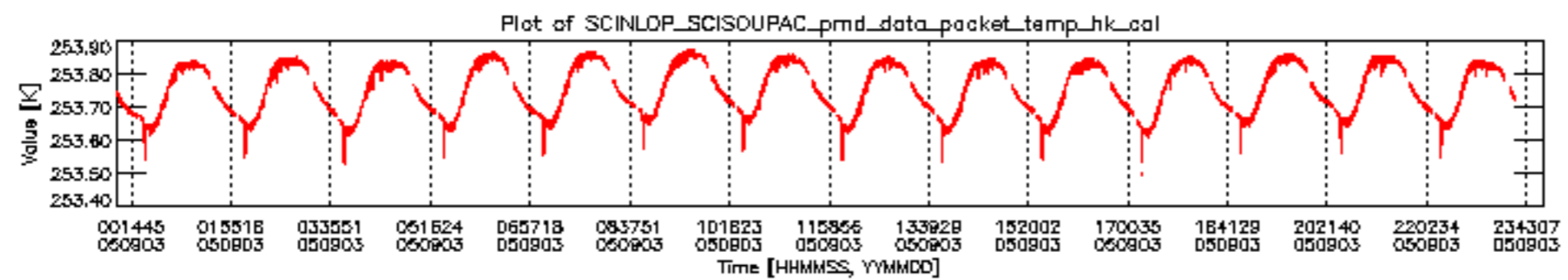


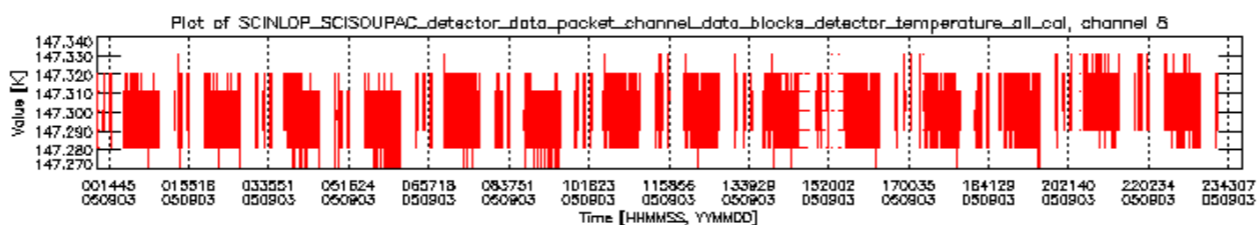
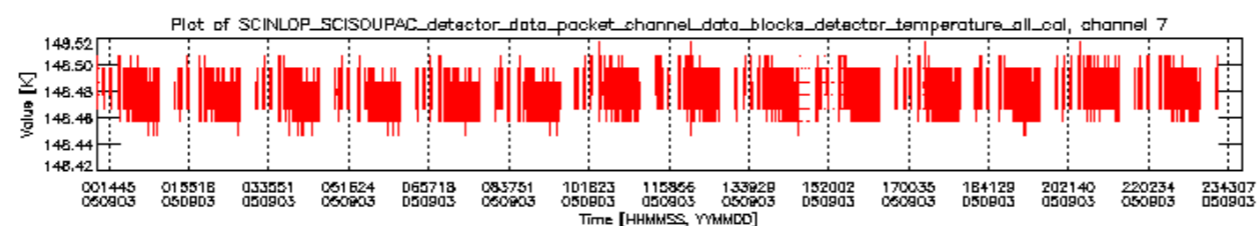
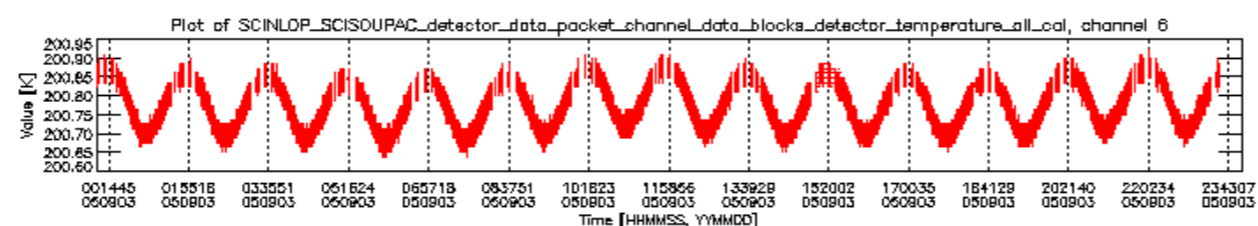
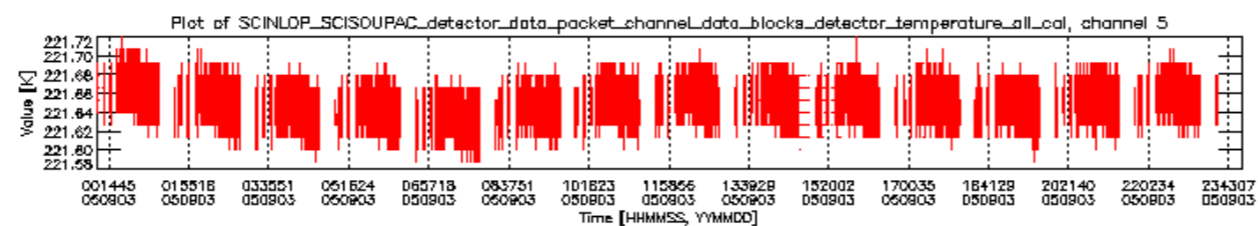
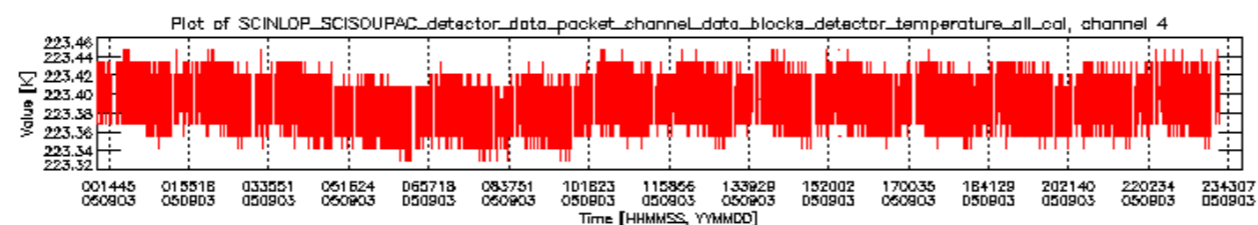
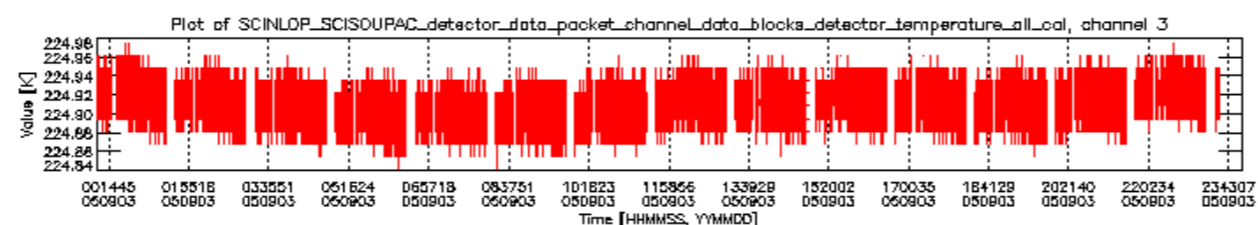
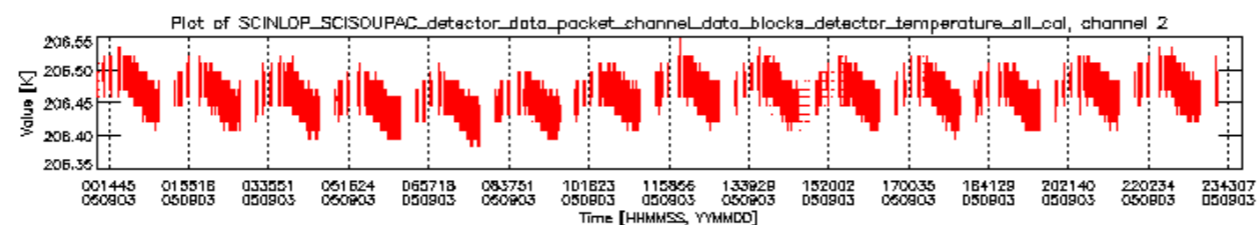
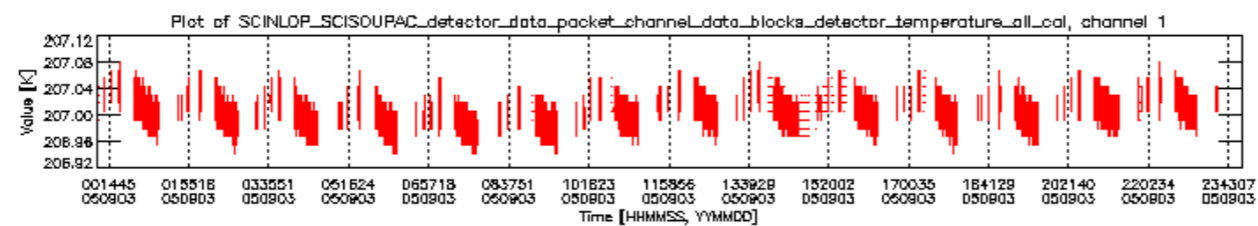
sciamachy_daily_report_level0_PFHS_5_34_N_20050903_6.PNG

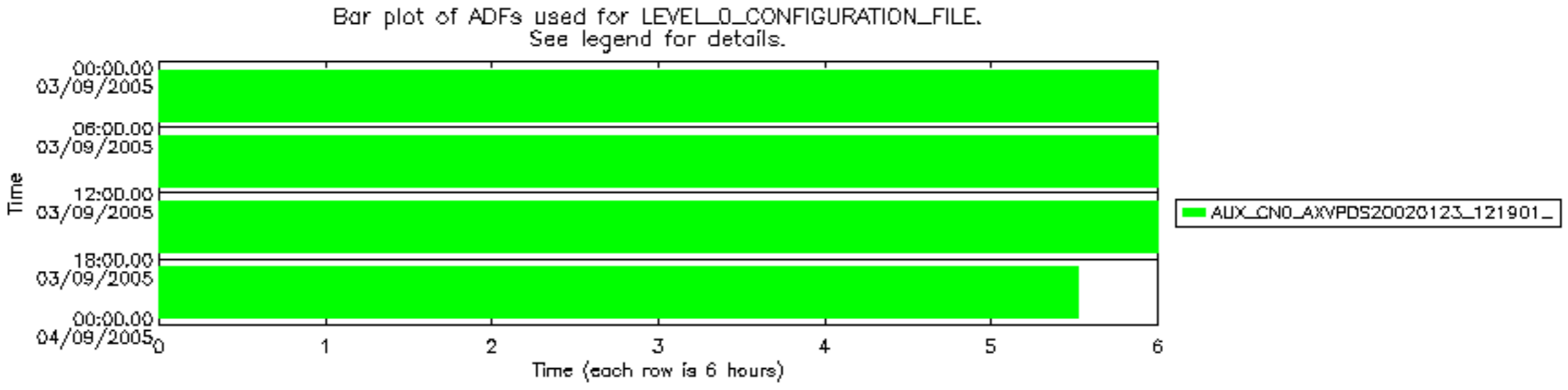












Bar plot of ADFs used for ORBIT_STATE_VECTOR_FILE.
See legend for details.

