

0. SCIAMACHY Daily Report for level 0 products

[0.1 General Info](#)

[0.2 Product Quality Indicators](#)

[0.3 ADF monitoring](#)

0.1 General Info

This report contains a daily analysis on parameters extracted from SCIAMACHY level 0 data (The SCI_NL__0P product).

0.1.1 Report summary

The table below shows general characteristics of the data that are included into this report.

Item	Value
Report version	vdraft_20050403
Time of report generation	09SEP2005 16:50:45
Data source version	PFHS/5.34-N
Processing scope for products	02SEP2005 00:00:00 to 03SEP2005 00:00:00
Start time of first product within scope	01SEP2005 22:53:32
Stop time of last product within scope	03SEP2005 00:01:49
Total number of level 0 products	16
Number of level 0 products with errors	16

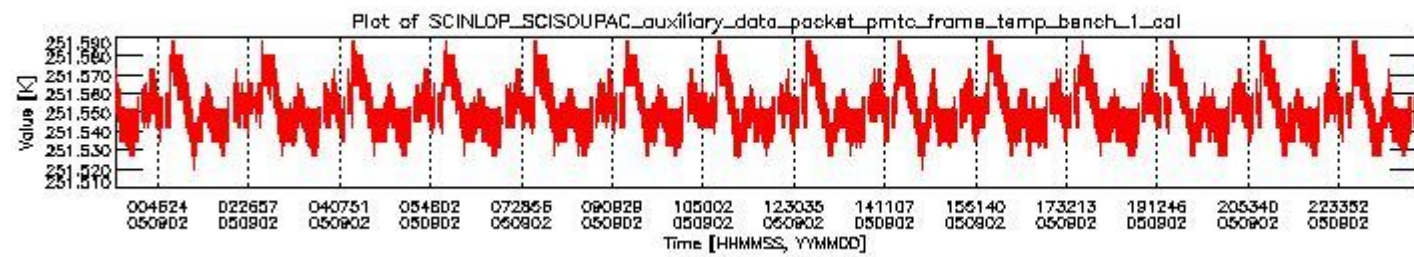
0.1.2 Summary per product

The following table shows a summary for each product used in this report.

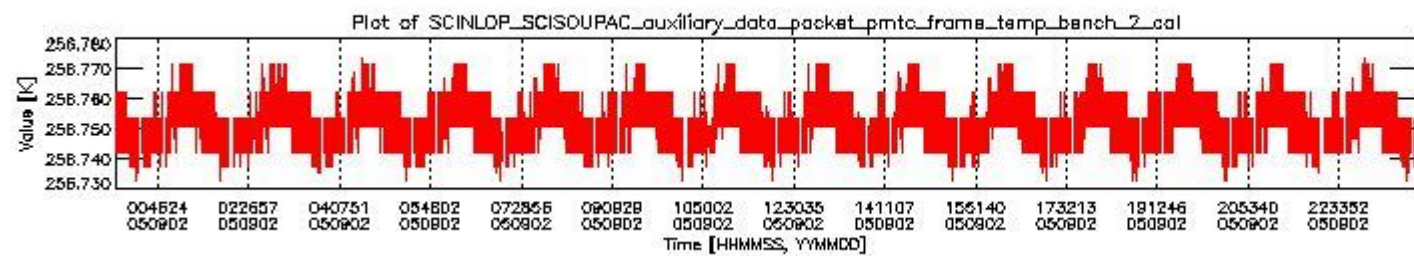
#	Product name	Start time	Stop time	Prod err	ISP err sign	ISP miss sign	ISP disc sign	rs sign
0	SCI_NL__0PNPDE20050901_225332_000060752040_00244_18334_0325.N1	01SEP2005 22:53:32	02SEP2005 00:34:47	1	0	1	0	0
1	SCI_NL__0PNPDE20050902_003403_000057842040_00245_18335_0326.N1	02SEP2005 00:34:03	02SEP2005 02:10:28	1	0	1	0	0
2	SCI_NL__0PNPDE20050902_020944_000045552040_00246_18336_0327.N1	02SEP2005 02:09:44	02SEP2005 03:25:40	1	0	1	0	0
3	SCI_NL__0PNPDE20050902_032540_000061602040_00247_18337_0328.N1	02SEP2005 03:25:40	02SEP2005 05:08:21	1	0	1	0	0
4	SCI_NL__0PNPDE20050902_050725_000060922040_00248_18338_0329.N1	02SEP2005 05:07:25	02SEP2005 06:48:57	1	0	1	0	0
5	SCI_NL__0PNPDK20050902_064749_000041142040_00249_18339_0402.N1	02SEP2005 06:47:49	02SEP2005 07:56:23	1	0	1	0	0
6	SCI_NL__0PNPDK20050902_075527_000061482040_00250_18340_0403.N1	02SEP2005 07:55:27	02SEP2005 09:37:55	1	0	1	0	0
7	SCI_NL__0PNPDK20050902_093659_000060362040_00251_18341_0404.N1	02SEP2005 09:36:59	02SEP2005 11:17:36	1	0	1	0	0
8	SCI_NL__0PNPDK20050902_111640_000059672040_00252_18342_0405.N1	02SEP2005 11:16:40	02SEP2005 12:56:08	1	0	1	0	0
9	SCI_NL__0PNPDK20050902_125608_000059112040_00253_18343_0406.N1	02SEP2005 12:56:08	02SEP2005 14:34:39	1	0	1	0	0
10	SCI_NL__0PNPDK20050902_143439_000057872040_00254_18344_0407.N1	02SEP2005 14:34:39	02SEP2005 16:11:07	1	0	1	0	0
11	SCI_NL__0PNPDK20050902_160903_000059752040_00255_18345_0408.N1	02SEP2005 16:09:03	02SEP2005 17:48:38	1	0	1	0	0
12	SCI_NL__0PNPDK20050902_174631_000060762040_00256_18346_0409.N1	02SEP2005 17:46:31	02SEP2005 19:27:48	1	0	1	0	0
13	SCI_NL__0PNPDK20050902_192707_000062242040_00257_18347_0410.N1	02SEP2005 19:27:07	02SEP2005 21:10:52	1	0	1	0	0
14	SCI_NL__0PNPDE20050902_210956_000042012040_00258_18348_0331.N1	02SEP2005 21:09:56	02SEP2005 22:19:57	1	0	1	0	0
15	SCI_NL__0PNPDE20050902_221829_000062002040_00258_18348_0332.N1	02SEP2005 22:18:29	03SEP2005 00:01:49	1	0	1	0	0

0.2 Product Quality Indicators

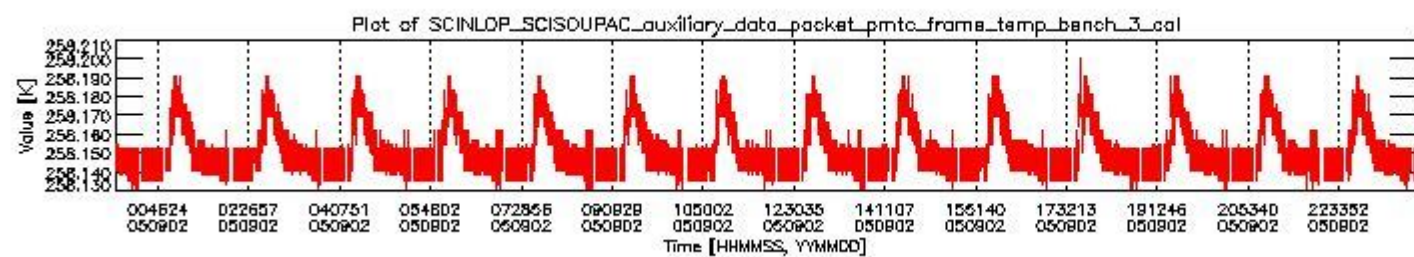
This section shows information about product quality, currently temperatures.



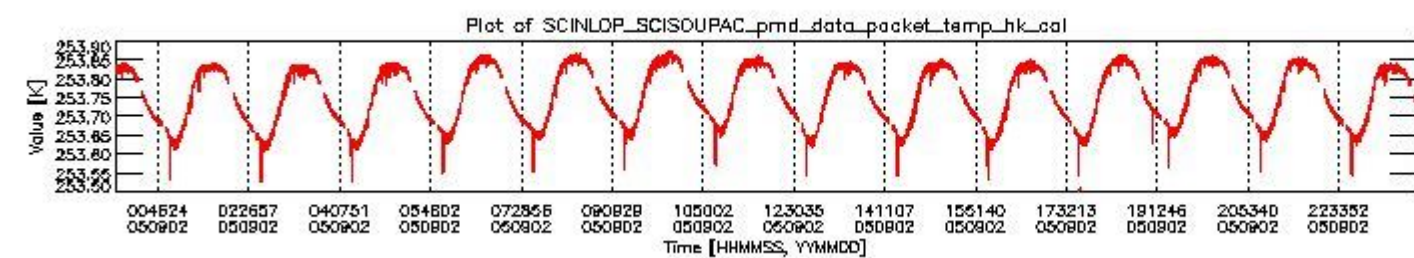
sciamachy_daily_report_level0_PFHS_5_34_N_20050902_0.PNG



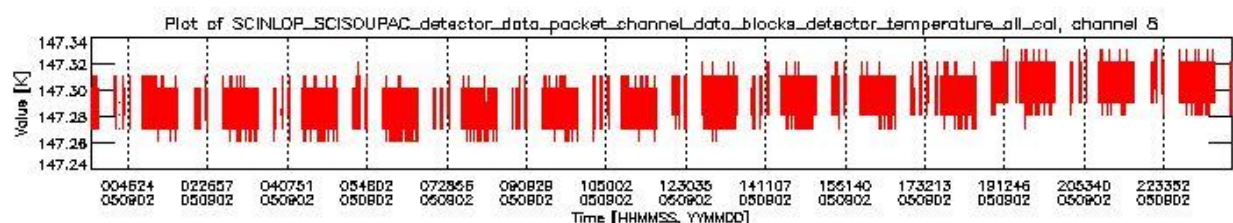
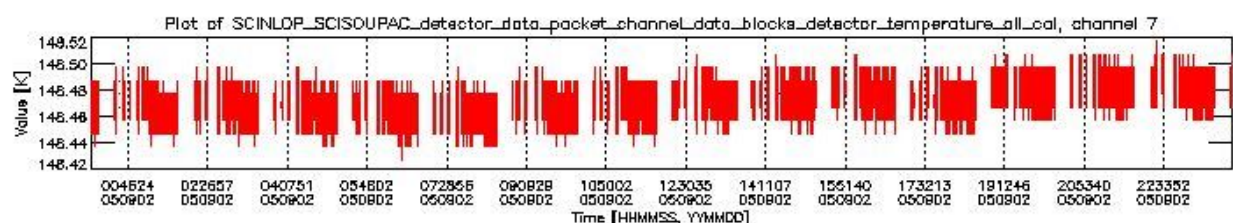
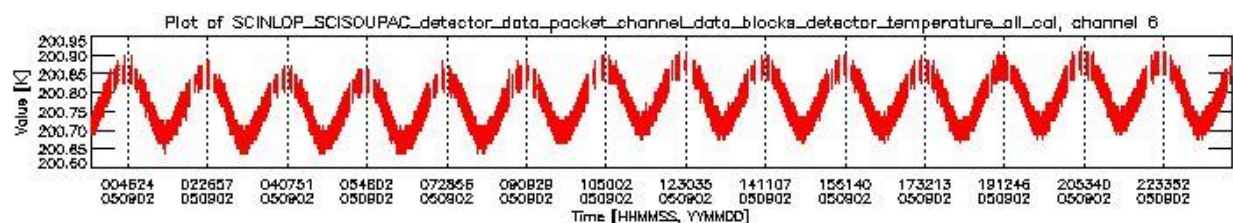
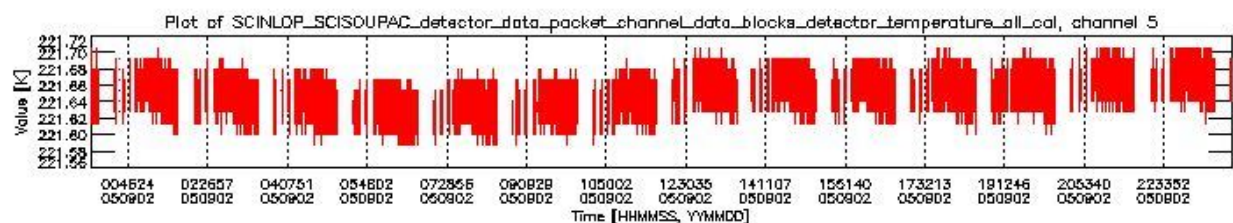
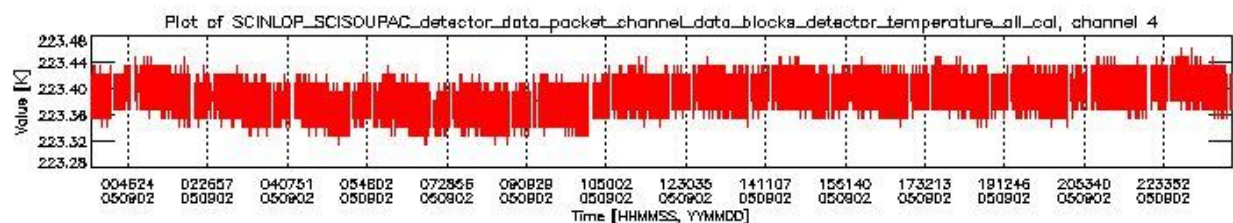
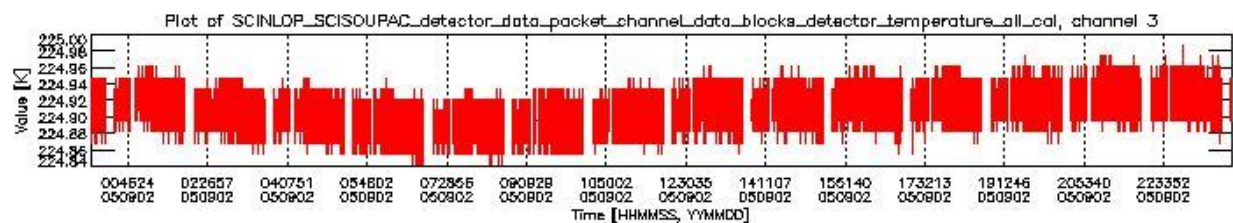
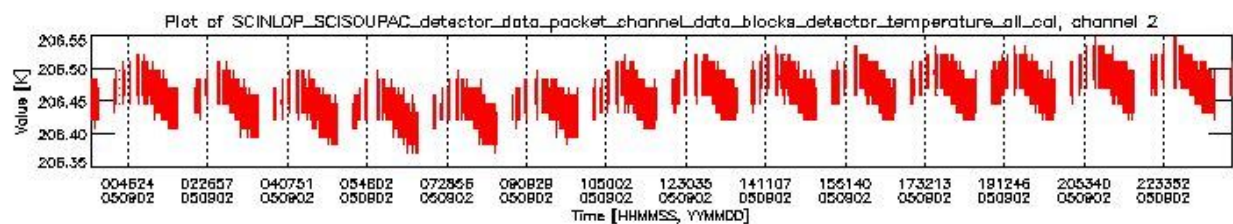
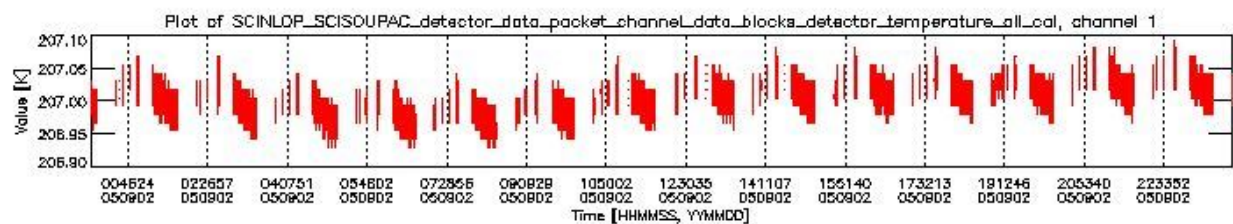
sciamachy_daily_report_level0_PFHS_5_34_N_20050902_1.PNG



sciamachy_daily_report_level0_PFHS_5_34_N_20050902_2.PNG



sciamachy_daily_report_level0_PFHS_5_34_N_20050902_3.PNG



0.3 ADF monitoring

This section shows the (variation in) ADFs used for each of the products. It consists of:

- A table showing which ADFs were used for processing (red values indicate that multiple ADFs of the same type were used)
- Various time line plots, one for each ADF, which show when which ADF was used.

If multiple ADFs of a single type were used, these are marked **red** in the table.

Number	ADF
	CNO (LEVEL_0_CONFIGURATION_FILE)
0	AUX_CNO_AXVPDS20020123_121901_20020101_000000_20200101_000000
	FPO (ORBIT_STATE_VECTOR_FILE)
1	AUX_FPO_AXVPDS20050901_230059_20050901_194434_20050911_211046
2	AUX_FPO_AXVPDS20050901_230135_20050901_194434_20050911_211046
3	AUX_FPO_AXVPDS20050903_000538_20050902_191257_20050912_203909

