

# 0. SCIAMACHY Daily Report for level 0 products

## [0.1 General Info](#)

### [0.2 Product Quality Indicators](#)

### [0.3 ADF monitoring](#)

## 0.1 General Info

This report contains a daily analysis on parameters extracted from SCIAMACHY level 0 data (The SCI\_NL\_\_0P product).

### 0.1.1 Report summary

The table below shows general characteristics of the data that are included into this report.

Item	Value
Report version	vdraft_20050403
Time of report generation	02SEP2005 03:08:23
Data source version	PFHS/5.34-N
Processing scope for products	29AUG2005 00:00:00 to 30AUG2005 00:00:00
Start time of first product within scope	28AUG2005 23:16:44
Stop time of last product within scope	30AUG2005 00:29:25
Total number of level 0 products	14
Number of level 0 products with errors	14

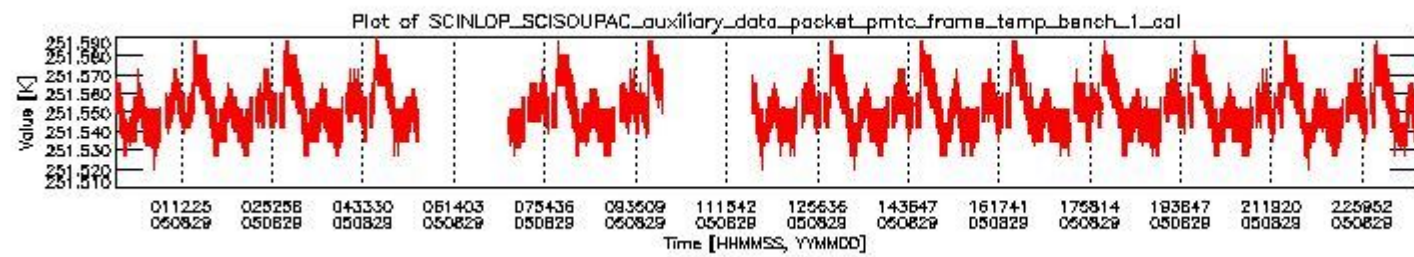
### 0.1.2 Summary per product

The following table shows a summary for each product used in this report.

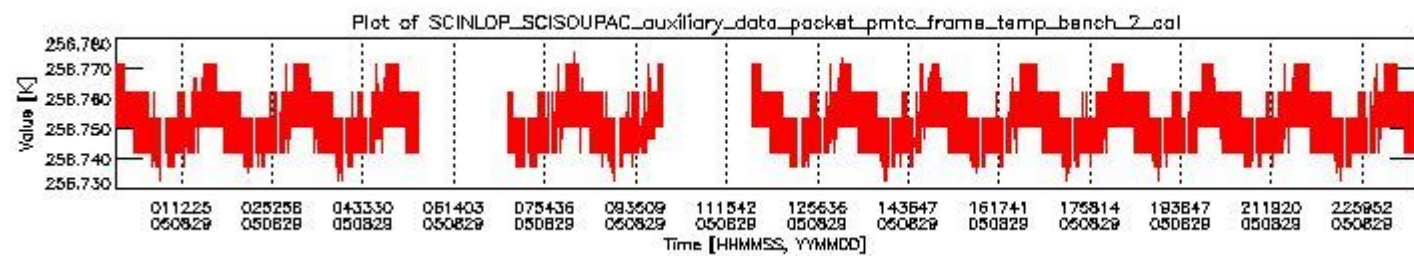
#	Product name	Start time	Stop time	Prod err	ISP err sign	ISP miss sign	ISP disc sign	rs sign
0	SCI_NL__0PNPDE20050828_231644_000061682040_00187_18277_0297.N1	28AUG2005 23:16:44	29AUG2005 00:59:32	1	0	1	0	0
1	SCI_NL__0PNPDE20050829_005932_000043122040_00188_18278_0298.N1	29AUG2005 00:59:32	29AUG2005 02:11:25	1	0	1	0	0
2	SCI_NL__0PNPDE20050829_021125_000061042040_00189_18279_0299.N1	29AUG2005 02:11:25	29AUG2005 03:53:10	1	0	1	0	0
3	SCI_NL__0PNPDE20050829_035310_000060922040_00190_18280_0300.N1	29AUG2005 03:53:10	29AUG2005 05:34:42	1	0	1	0	0
4	SCI_NL__0PNPDK20050829_071423_000041012040_00192_18282_0365.N1	29AUG2005 07:14:23	29AUG2005 08:22:44	1	0	1	0	0
5	SCI_NL__0PNPDK20050829_082148_000061602040_00193_18283_0366.N1	29AUG2005 08:21:48	29AUG2005 10:04:29	1	0	1	0	0
6	SCI_NL__0PNPDK20050829_114301_000059802040_00195_18285_0368.N1	29AUG2005 11:43:01	29AUG2005 13:22:41	1	0	1	0	0
7	SCI_NL__0PNPDK20050829_132241_000058992040_00196_18286_0369.N1	29AUG2005 13:22:41	29AUG2005 15:01:00	1	0	1	0	0
8	SCI_NL__0PNPDK20050829_150005_000056632040_00197_18287_0370.N1	29AUG2005 15:00:05	29AUG2005 16:34:28	1	0	1	0	0
9	SCI_NL__0PNPDK20050829_163236_000061422040_00198_18288_0371.N1	29AUG2005 16:32:36	29AUG2005 18:14:59	1	0	1	0	0
10	SCI_NL__0PNPDK20050829_181307_000061172040_00199_18289_0372.N1	29AUG2005 18:13:07	29AUG2005 19:55:04	1	0	1	0	0
11	SCI_NL__0PNPDE20050829_195313_000041602040_00200_18290_0303.N1	29AUG2005 19:53:13	29AUG2005 21:02:33	1	0	1	0	0
12	SCI_NL__0PNPDE20050829_210149_000064202040_00200_18290_0304.N1	29AUG2005 21:01:49	29AUG2005 22:48:49	1	0	1	0	0
13	SCI_NL__0PNPDE20050829_224805_000060802040_00201_18291_0305.N1	29AUG2005 22:48:05	30AUG2005 00:29:25	1	0	1	0	0

## 0.2 Product Quality Indicators

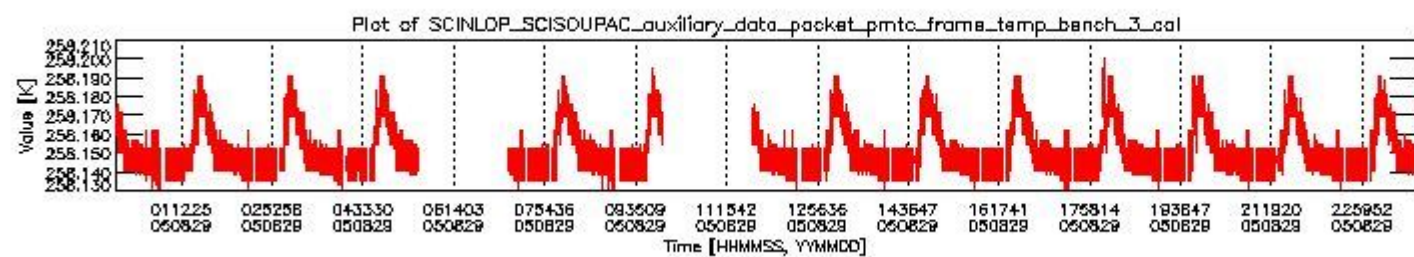
This section shows information about product quality, currently temperatures.



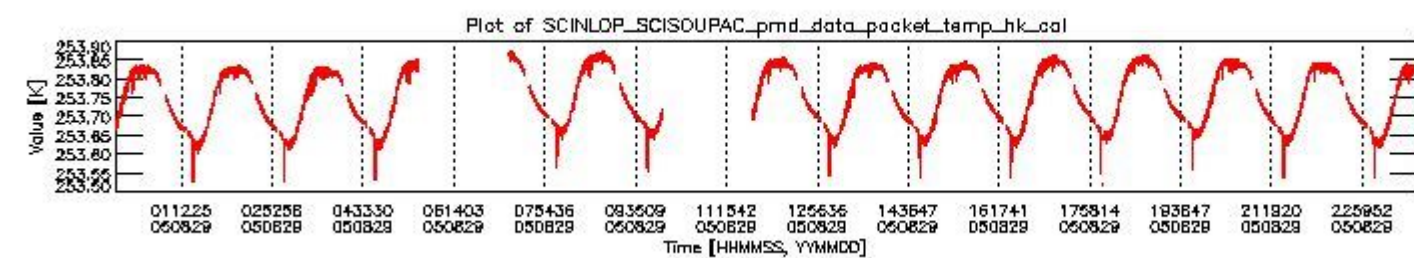
sciamachy\_daily\_report\_level0\_PFHS\_5\_34\_N\_20050829\_0.PNG



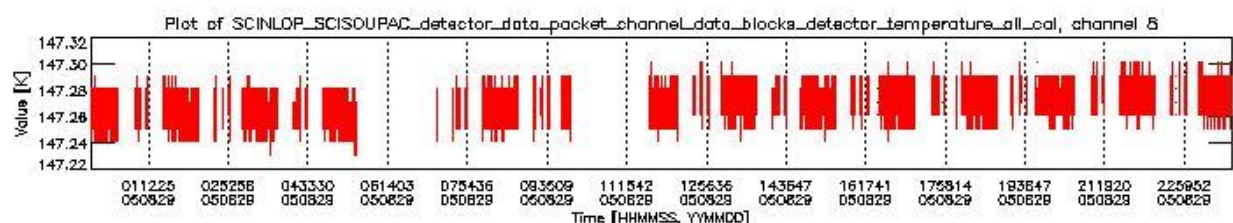
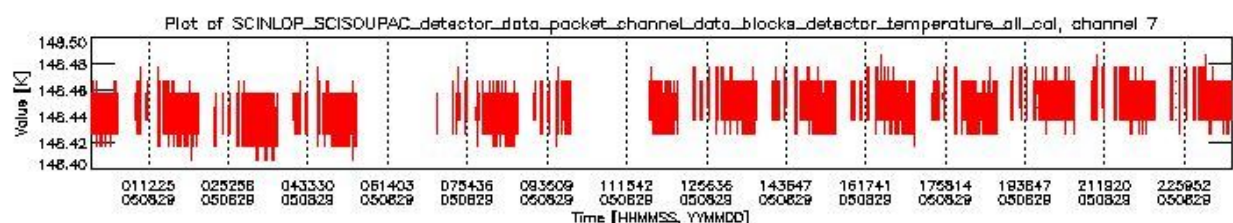
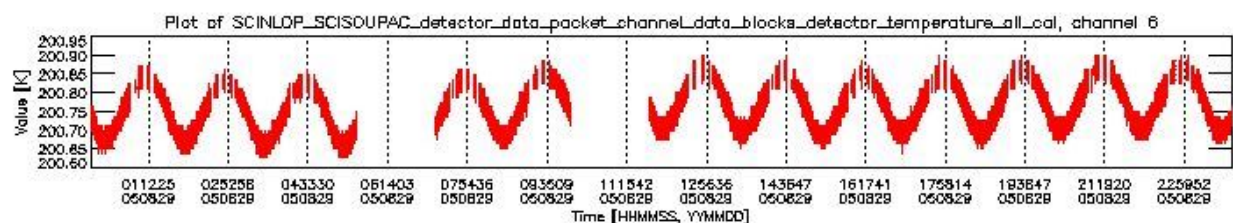
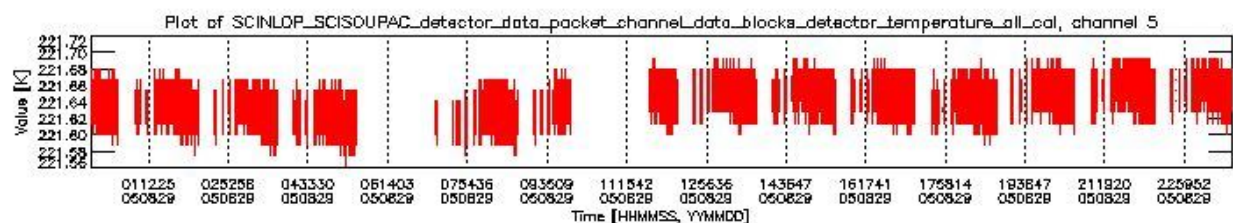
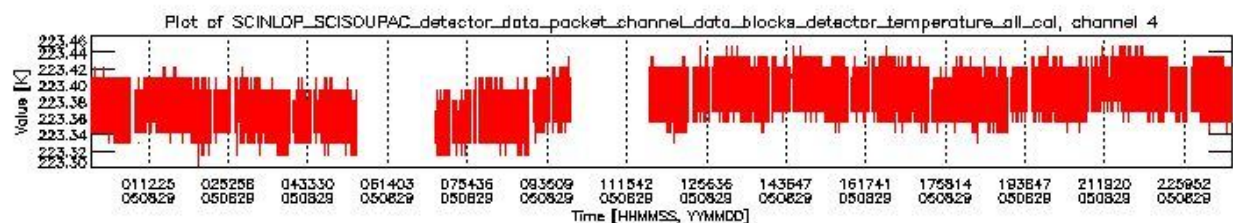
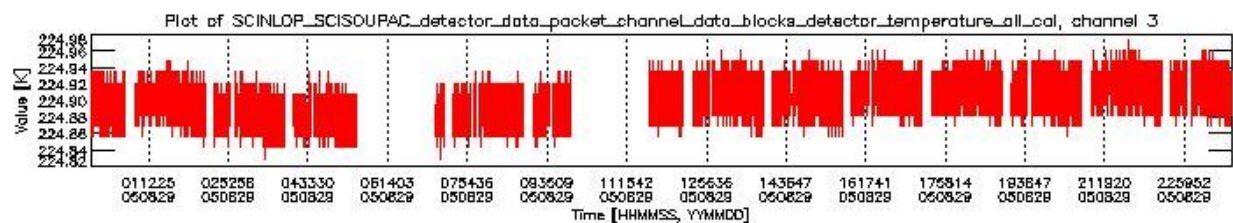
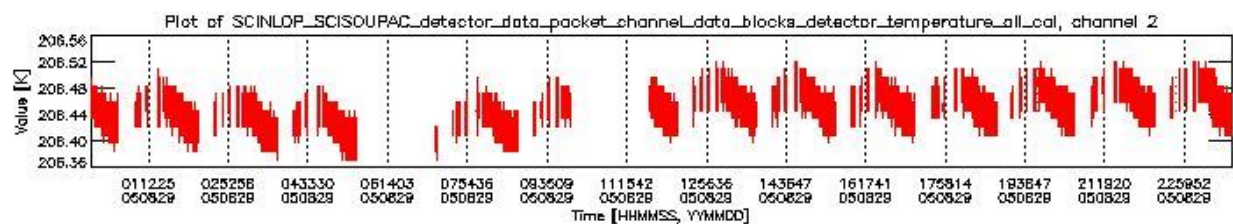
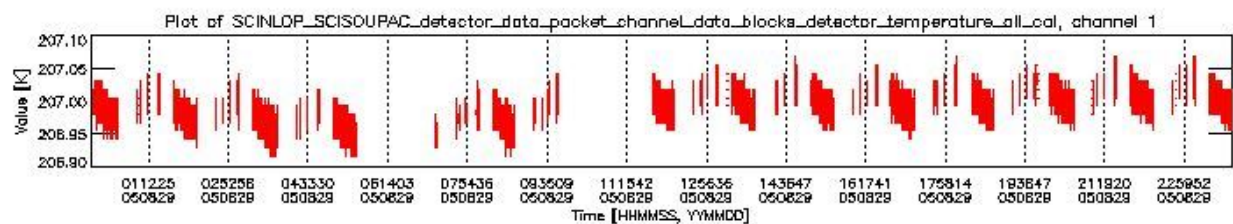
sciamachy\_daily\_report\_level0\_PFHS\_5\_34\_N\_20050829\_1.PNG



sciamachy\_daily\_report\_level0\_PFHS\_5\_34\_N\_20050829\_2.PNG



sciamachy\_daily\_report\_level0\_PFHS\_5\_34\_N\_20050829\_3.PNG



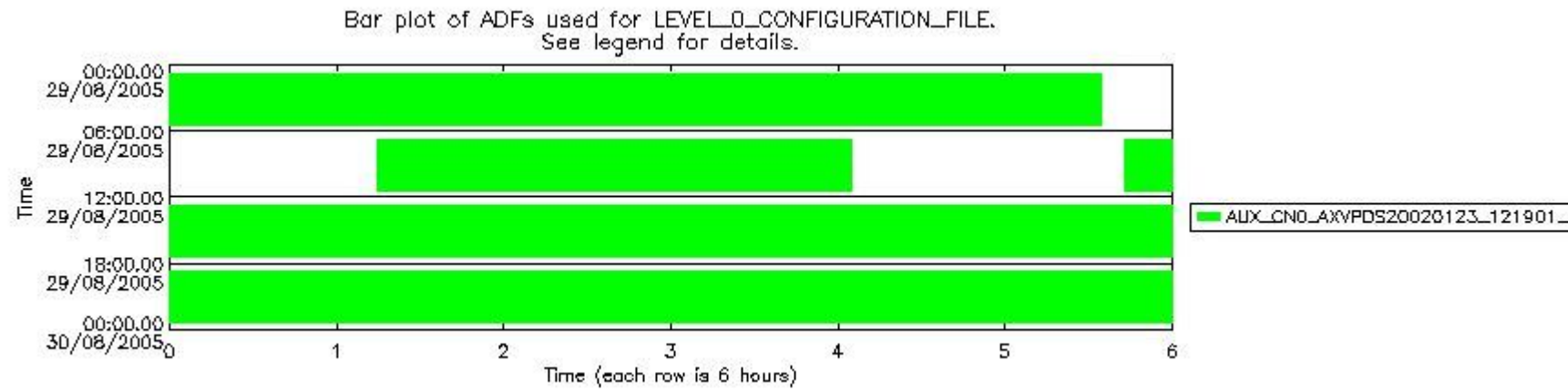
### 0.3 ADF monitoring

This section shows the (variation in) ADFs used for each of the products. It consists of:

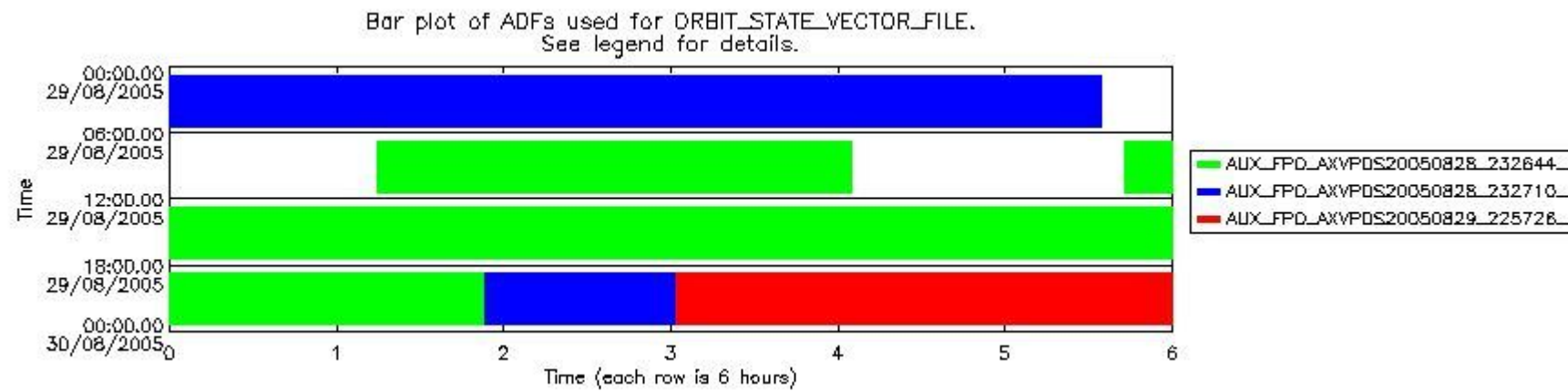
- A table showing which ADFs were used for processing (red values indicate that multiple ADFs of the same type were used)
- Various time line plots, one for each ADF, which show when which ADF was used.

If multiple ADFs of a single type were used, these are marked **red** in the table.

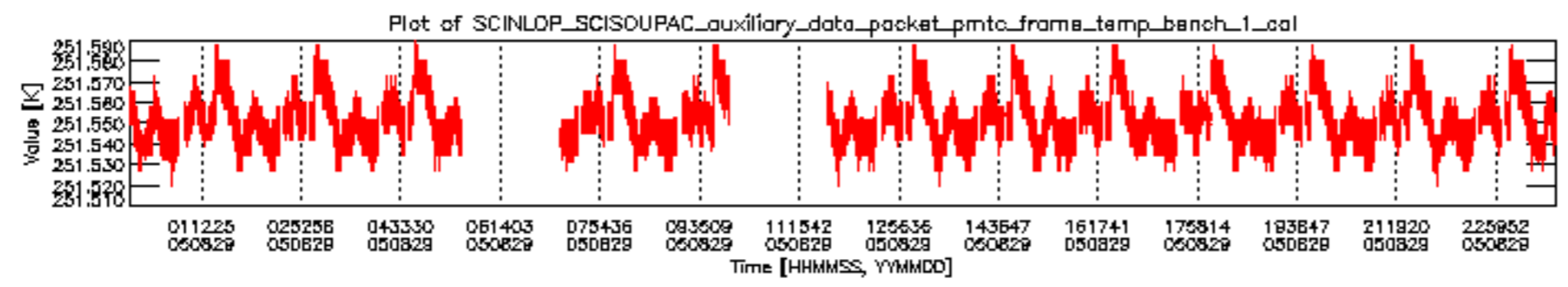
Number	ADF
	<b>CNO (LEVEL_0_CONFIGURATION_FILE)</b>
0	AUX_CNO_AXVPDS20020123_121901_20020101_000000_20200101_000000
	<b>FPO (ORBIT_STATE_VECTOR_FILE)</b>
1	AUX_FPO_AXVPDS20050828_232644_20050828_182951_20050907_213639
2	AUX_FPO_AXVPDS20050828_232710_20050828_182951_20050907_213639
3	AUX_FPO_AXVPDS20050829_225726_20050829_193850_20050908_210502

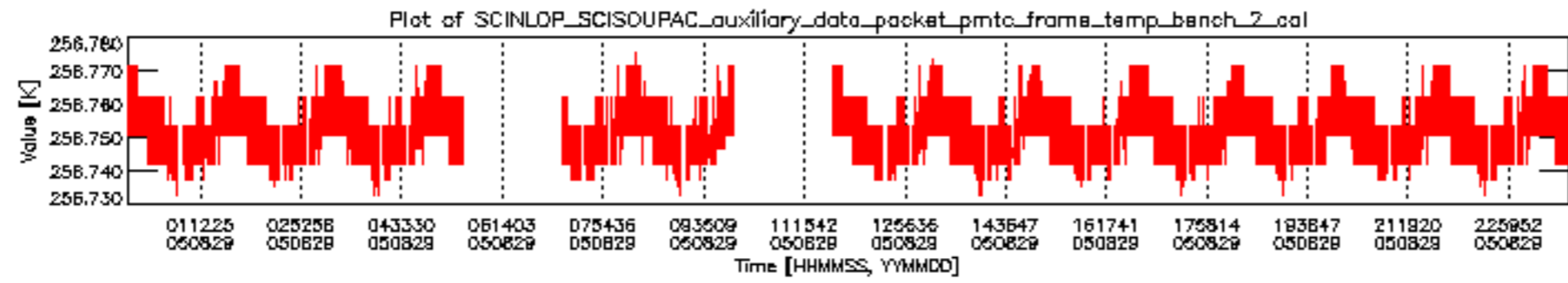


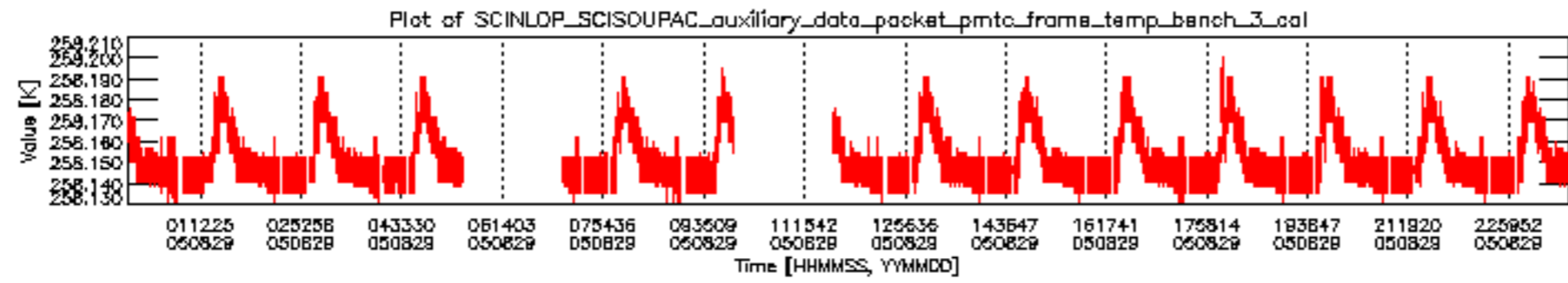
sciamachy\_daily\_report\_level0\_PFHS\_5\_34\_N\_20050829\_5.PNG

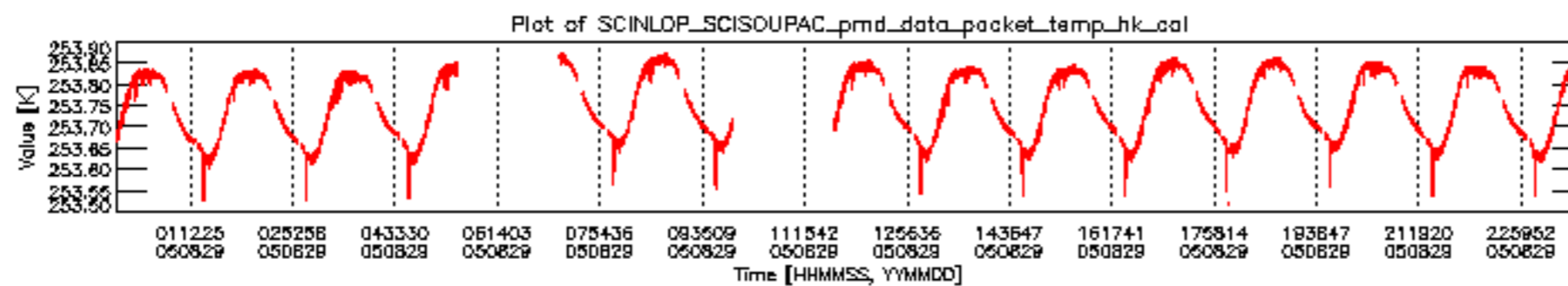


sciamachy\_daily\_report\_level0\_PFHS\_5\_34\_N\_20050829\_6.PNG

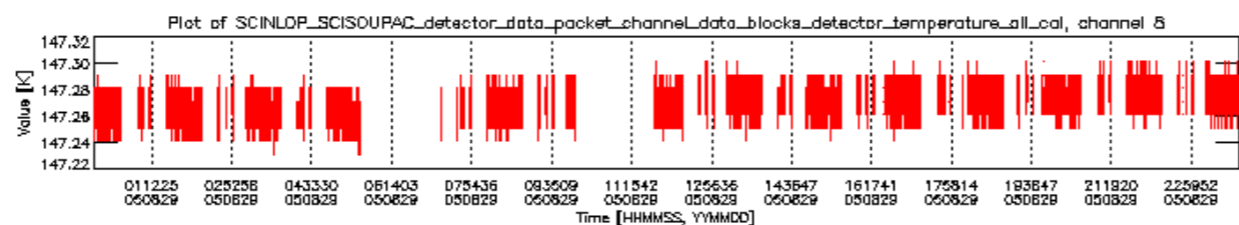
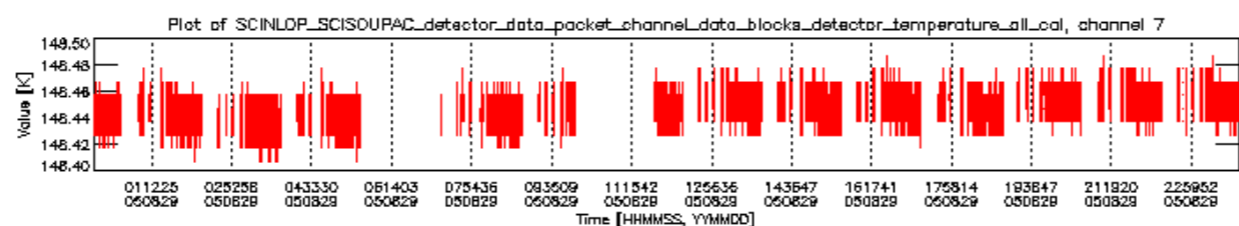
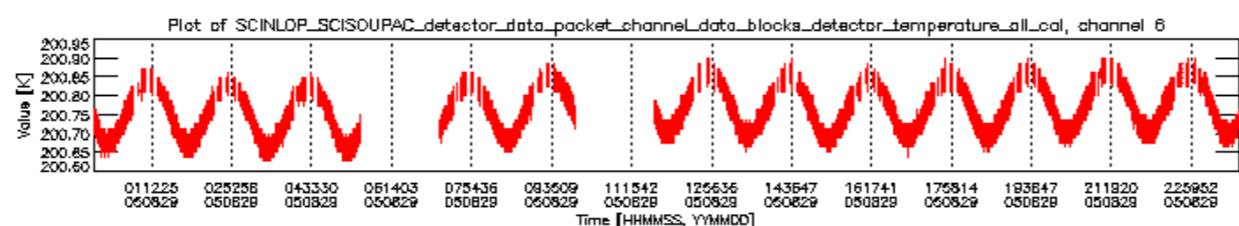
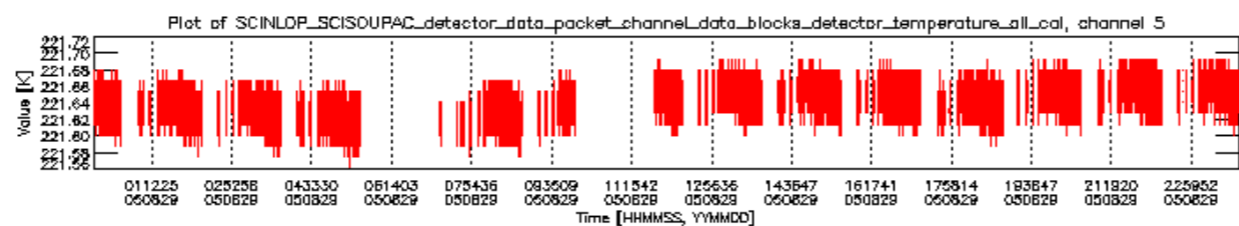
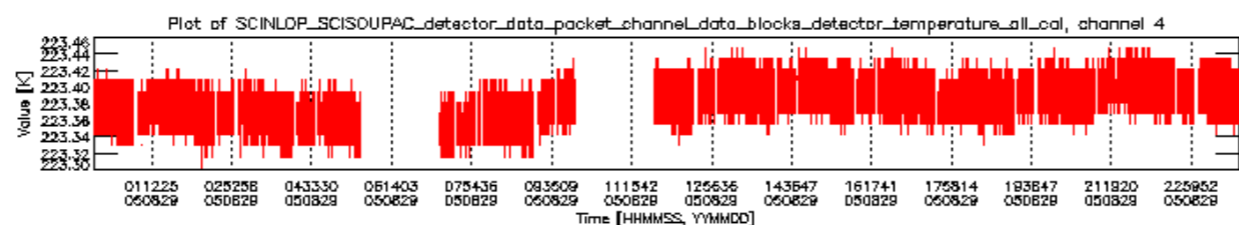
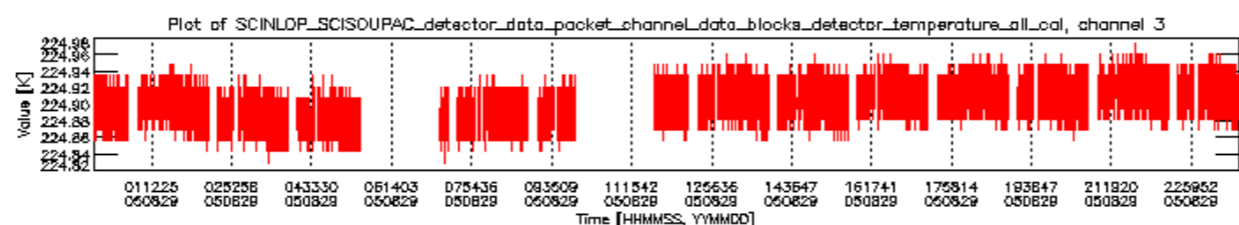
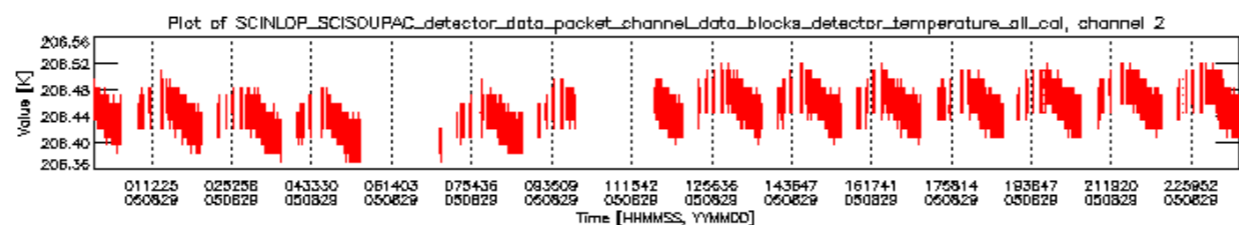
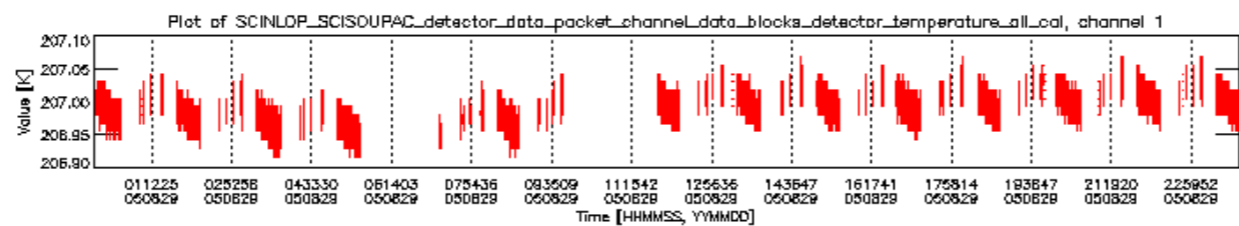


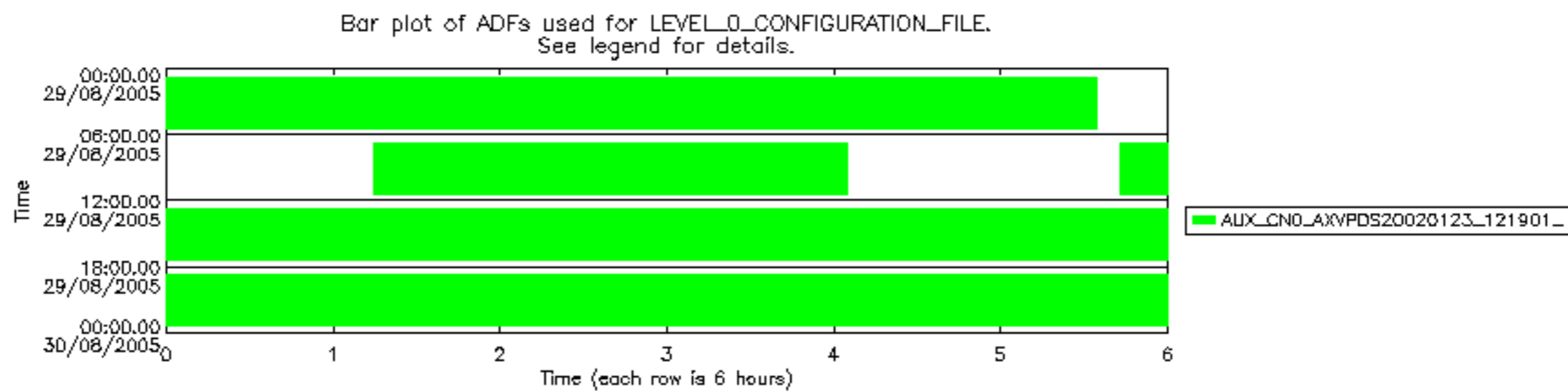












Bar plot of ADFs used for ORBIT\_STATE\_VECTOR\_FILE.  
See legend for details.

