

0. SCIAMACHY Daily Report for level 0 products

[0.1 General Info](#)

[0.2 Product Quality Indicators](#)

[0.3 ADF monitoring](#)

0.1 General Info

This report contains a daily analysis on parameters extracted from SCIAMACHY level 0 data (The SCI_NL__0P product).

0.1.1 Report summary

The table below shows general characteristics of the data that are included into this report.

Item	Value
Report version	vdraft_20050403
Time of report generation	26AUG2005 01:21:40
Data source version	PFHS/5.34-N
Processing scope for products	22AUG2005 00:00:00 to 23AUG2005 00:00:00
Start time of first product within scope	22AUG2005 01:18:18
Stop time of last product within scope	23AUG2005 00:49:29
Total number of level 0 products	6
Number of level 0 products with errors	6


0.1.2 Summary per product

The following table shows a summary for each product used in this report.


#	Product name	Start time	Stop time	Prod err	ISP err sign	ISP miss sign	ISP disc sign	rs sign
0	SCI_NL__0PNPDE20050822_011818_000042922040_00088_18178_0246.N1	22AUG2005 01:18:18	22AUG2005 02:29:51	1	0	1	0	0
1	SCI_NL__0PNPDE20050822_022951_000061602040_00089_18179_0247.N1	22AUG2005 02:29:51	22AUG2005 04:12:32	1	0	1	0	0
2	SCI_NL__0PNPDE20050822_041232_000060362040_00090_18180_0248.N1	22AUG2005 04:12:32	22AUG2005 05:53:08	1	0	1	0	0
3	SCI_NL__0PNPDE20050822_201330_000044422040_00100_18190_0249.N1	22AUG2005 20:13:30	22AUG2005 21:27:32	1	0	1	0	0
4	SCI_NL__0PNPDE20050822_212609_000061192040_00100_18190_0250.N1	22AUG2005 21:26:09	22AUG2005 23:08:09	1	0	1	0	0
5	SCI_NL__0PNPDE20050822_230725_000061232040_00101_18191_0251.N1	22AUG2005 23:07:25	23AUG2005 00:49:29	1	0	1	0	0

0.2 Product Quality Indicators


This section shows information about product quality, currently temperatures.



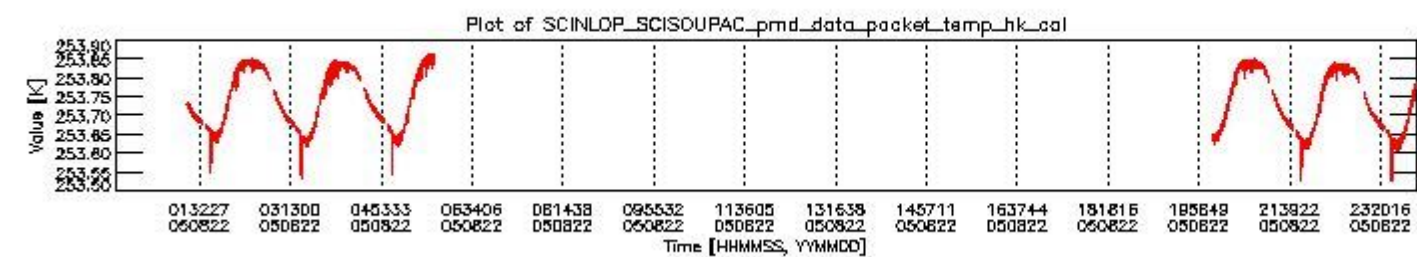
sciamachy_daily_report_level0_PFHS_5_34_N_20050822_0.PNG



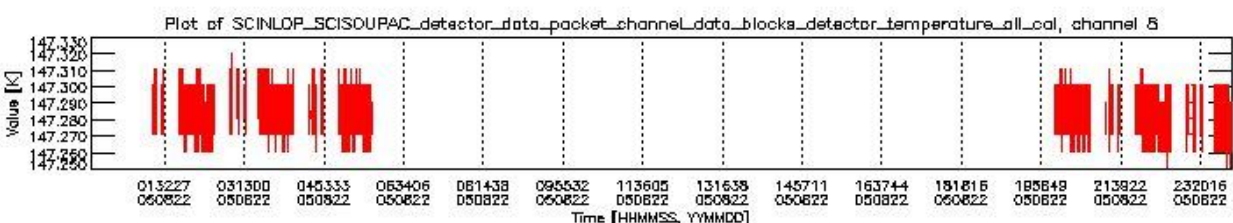
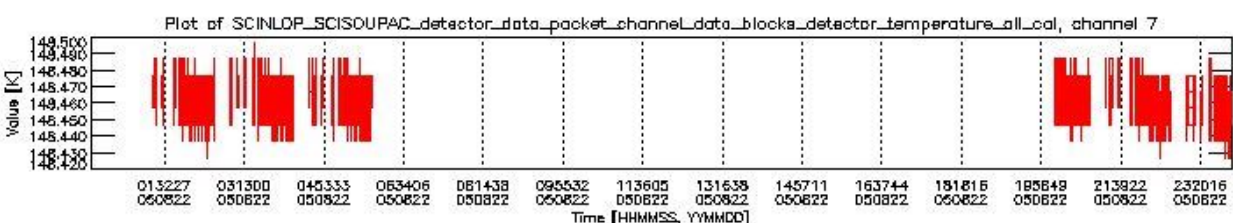
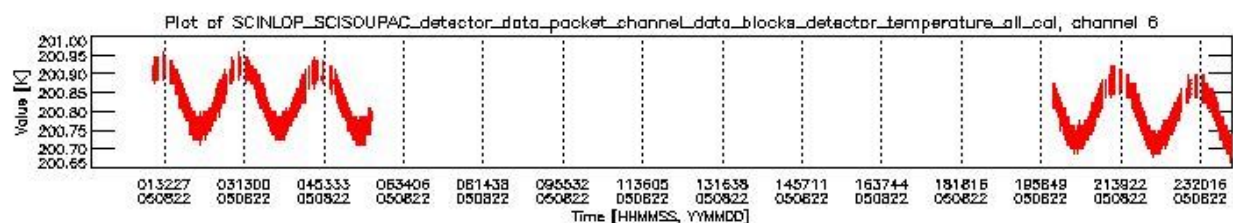
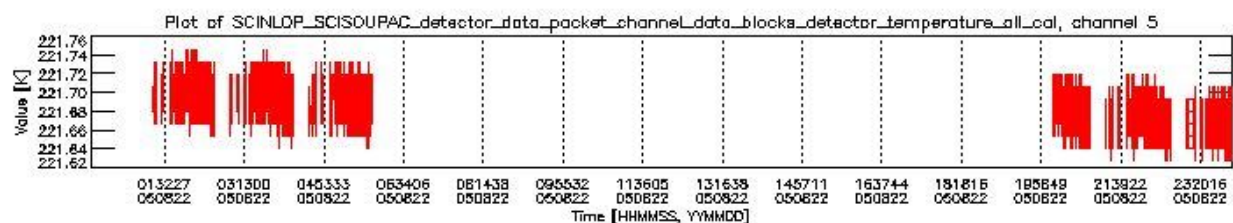
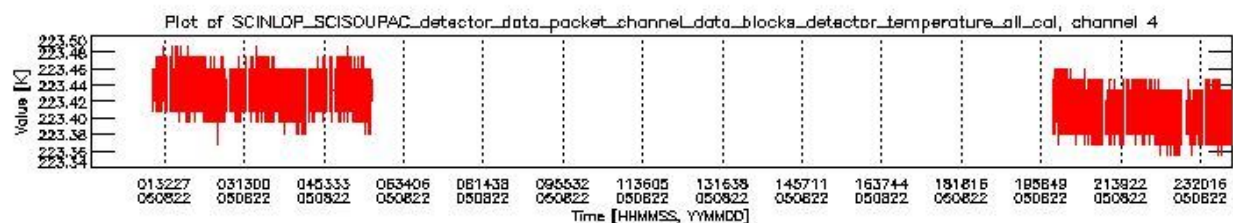
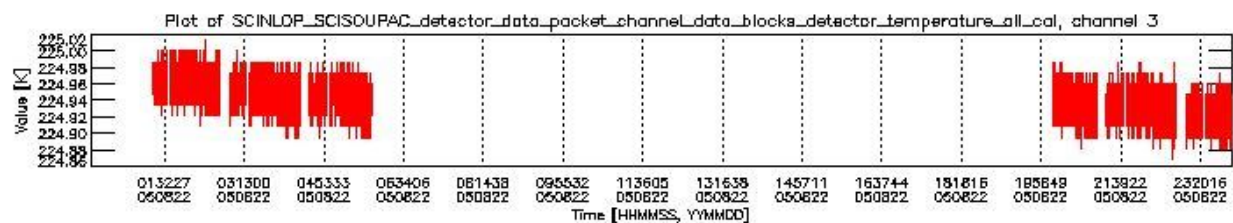
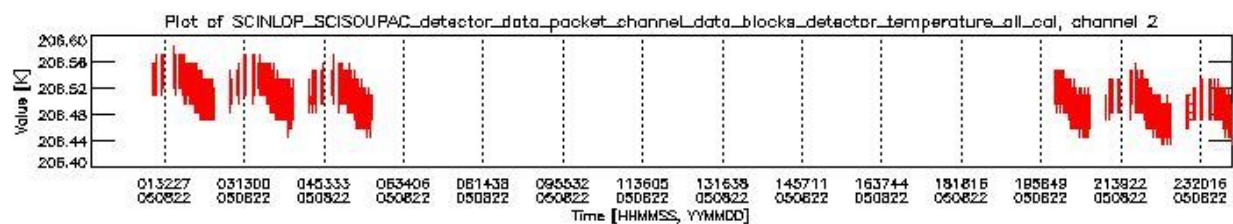
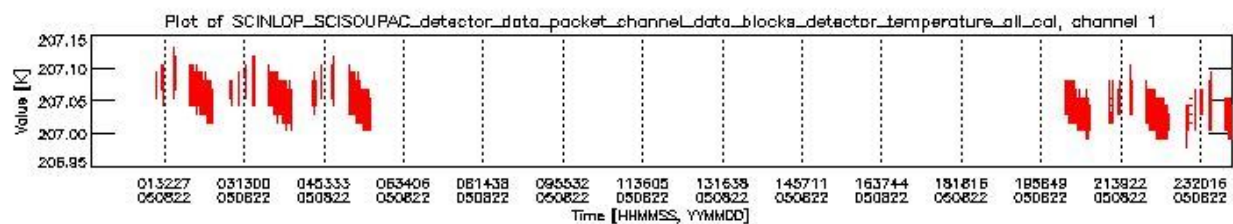
sciamachy_daily_report_level0_PFHS_5_34_N_20050822_1.PNG



sciamachy_daily_report_level0_PFHS_5_34_N_20050822_2.PNG



sciamachy_daily_report_level0_PFHS_5_34_N_20050822_3.PNG



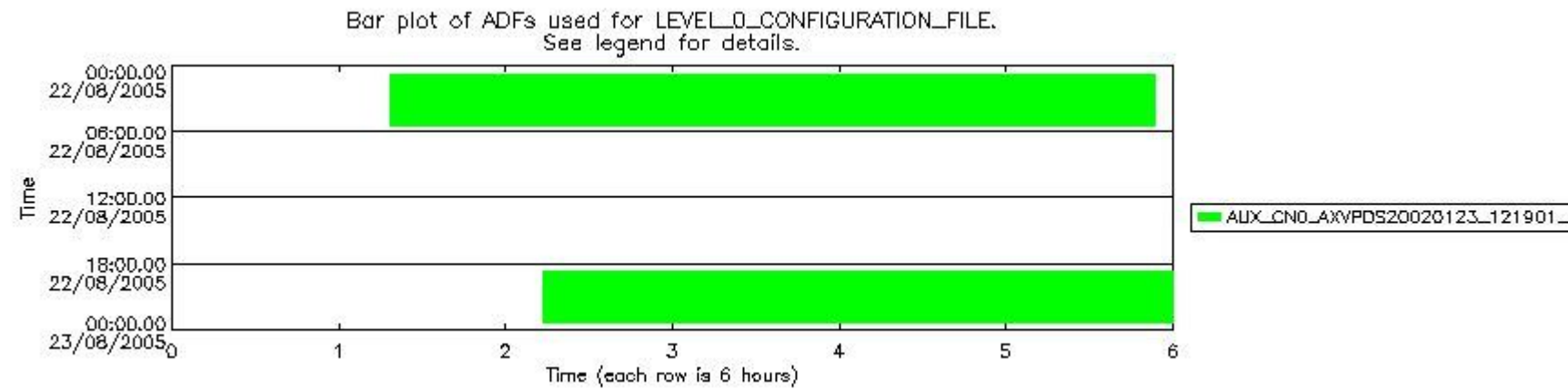
0.3 ADF monitoring

This section shows the (variation in) ADFs used for each of the products. It consists of:

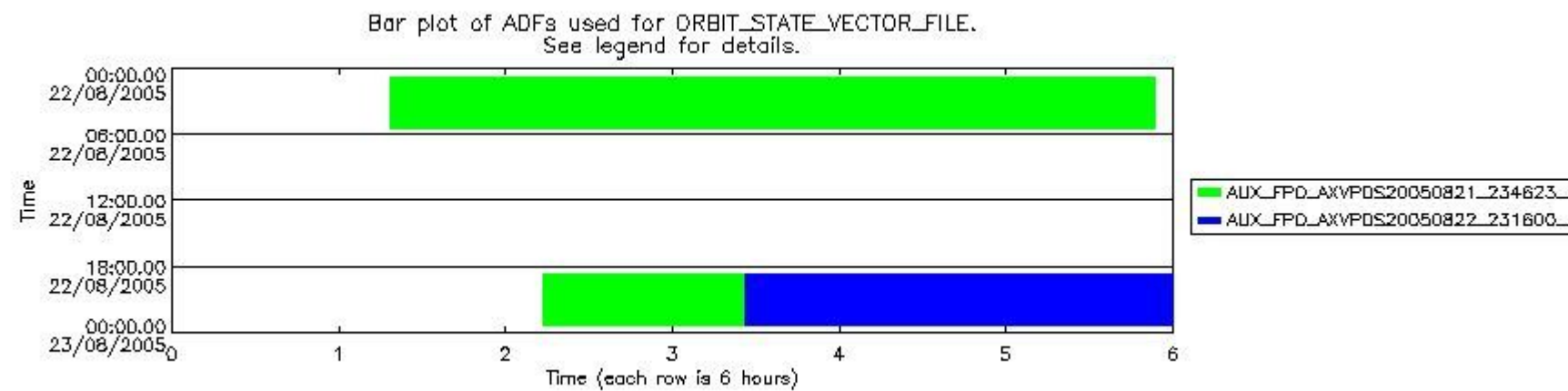
- A table showing which ADFs were used for processing (red values indicate that multiple ADFs of the same type were used)
- Various time line plots, one for each ADF, which show when which ADF was used.

If multiple ADFs of a single type were used, these are marked **red** in the table.

Number	ADF
	CNO (LEVEL_0_CONFIGURATION_FILE)
0	AUX_CNO_AXVPDS20020123_121901_20020101_000000_20200101_000000
	FPO (ORBIT_STATE_VECTOR_FILE)
1	AUX_FPO_AXVPDS20050821_234623_20050821_184959_20050831_201612
2	AUX_FPO_AXVPDS20050822_231600_20050822_195858_20050901_212510



sciamachy_daily_report_level0_PFHS_5_34_N_20050822_5.PNG



sciamachy_daily_report_level0_PFHS_5_34_N_20050822_6.PNG

