

0. SCIAMACHY Daily Report for level 0 products

[0.1 General Info](#)

[0.2 Product Quality Indicators](#)

[0.3 ADF monitoring](#)

0.1 General Info

This report contains a daily analysis on parameters extracted from SCIAMACHY level 0 data (The SCI_NL__0P product).

0.1.1 Report summary

The table below shows general characteristics of the data that are included into this report.

Item	Value
Report version	vdraft_20050403
Time of report generation	18AUG2005 01:10:32
Data source version	PFHS/5.34-N
Processing scope for products	14AUG2005 00:00:00 to 15AUG2005 00:00:00
Start time of first product within scope	14AUG2005 06:45:02
Stop time of last product within scope	14AUG2005 21:06:00
Total number of level 0 products	9
Number of level 0 products with errors	9

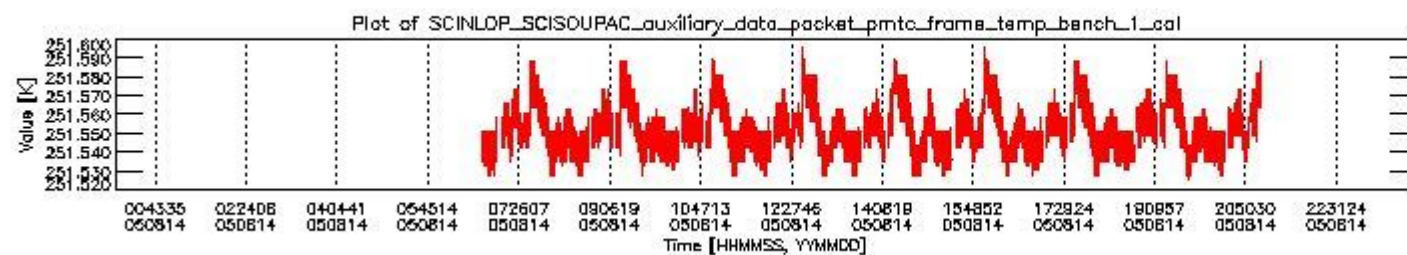
0.1.2 Summary per product

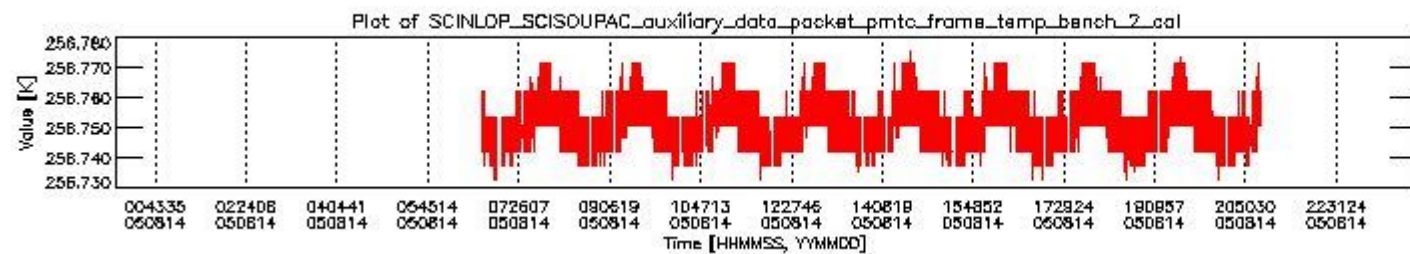
The following table shows a summary for each product used in this report.

#	Product name	Start time	Stop time	Prod err	ISP err sign	ISP miss sign	ISP disc sign	rs sign
0	SCI_NL__0PNPDK20050814_064502_000041142039_00478_18067_0220.N1	14AUG2005 06:45:02	14AUG2005 07:53:36	1	0	1	0	0
1	SCI_NL__0PNPDK20050814_075336_000060922039_00479_18068_0221.N1	14AUG2005 07:53:36	14AUG2005 09:35:08	1	0	1	0	0
2	SCI_NL__0PNPDK20050814_093412_000059802039_00480_18069_0222.N1	14AUG2005 09:34:12	14AUG2005 11:13:52	1	0	1	0	0
3	SCI_NL__0PNPDK20050814_111244_000060362039_00481_18070_0223.N1	14AUG2005 11:12:44	14AUG2005 12:53:20	1	0	1	0	0
4	SCI_NL__0PNPDK20050814_125320_000059802039_00482_18071_0224.N1	14AUG2005 12:53:20	14AUG2005 14:33:01	1	0	1	0	0
5	SCI_NL__0PNPDK20050814_143152_000059112039_00483_18072_0225.N1	14AUG2005 14:31:52	14AUG2005 16:10:24	1	0	1	0	0
6	SCI_NL__0PNPDK20050814_160915_000057812039_00484_18073_0226.N1	14AUG2005 16:09:15	14AUG2005 17:45:37	1	0	1	0	0
7	SCI_NL__0PNPDK20050814_174345_000060052039_00485_18074_0227.N1	14AUG2005 17:43:45	14AUG2005 19:23:50	1	0	1	0	0
8	SCI_NL__0PNPDK20050814_192137_000062622039_00486_18075_0228.N1	14AUG2005 19:21:37	14AUG2005 21:06:00	1	0	1	0	0

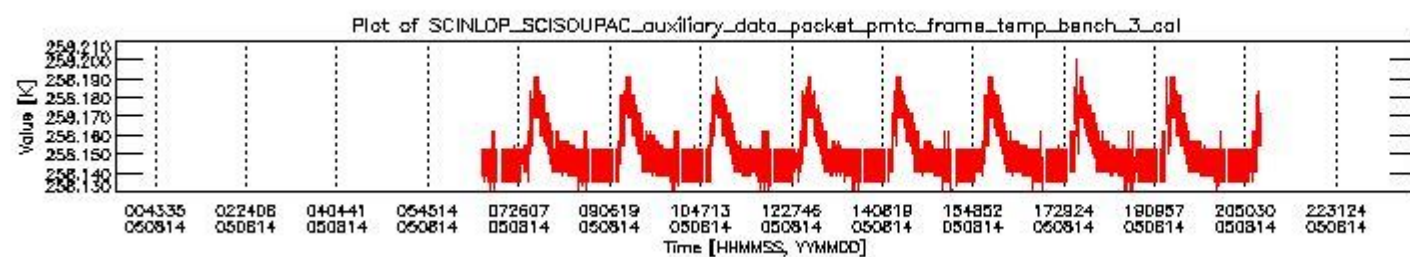
0.2 Product Quality Indicators

This section shows information about product quality, currently temperatures.

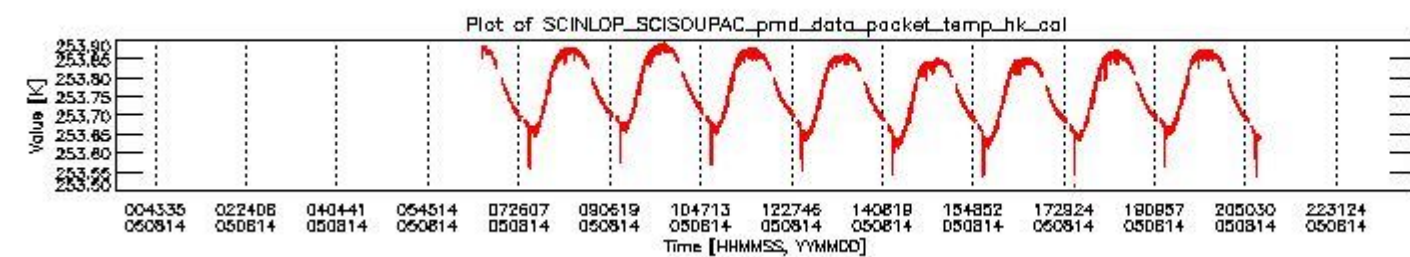




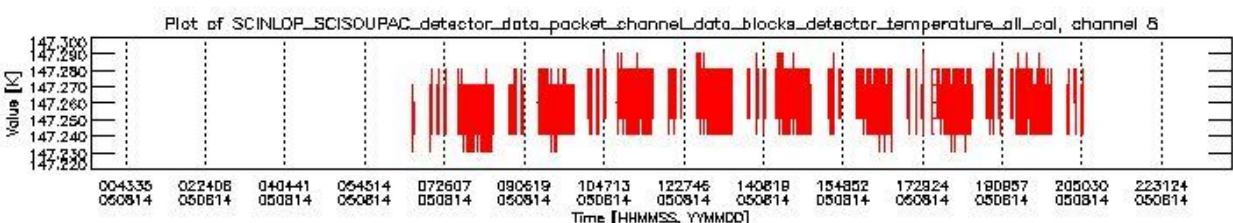
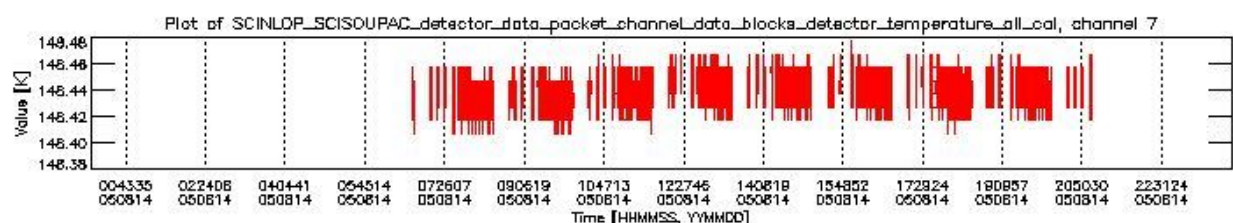
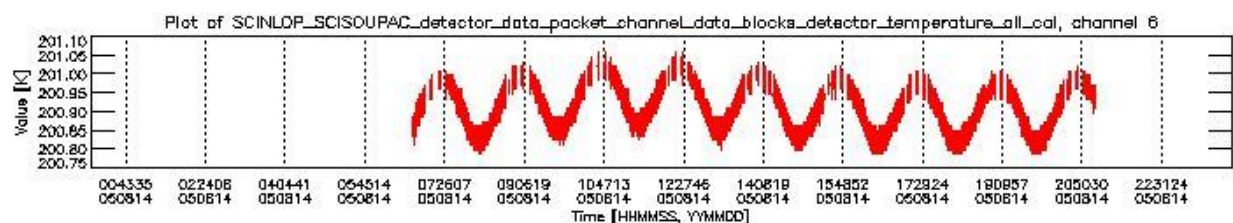
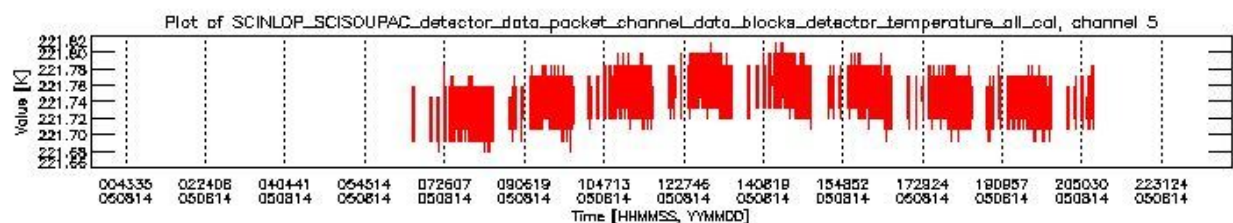
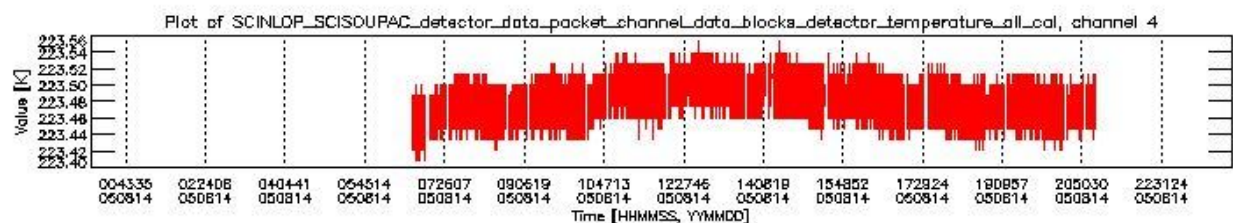
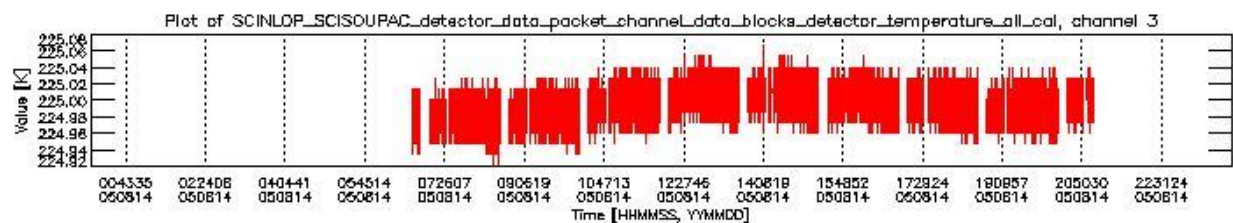
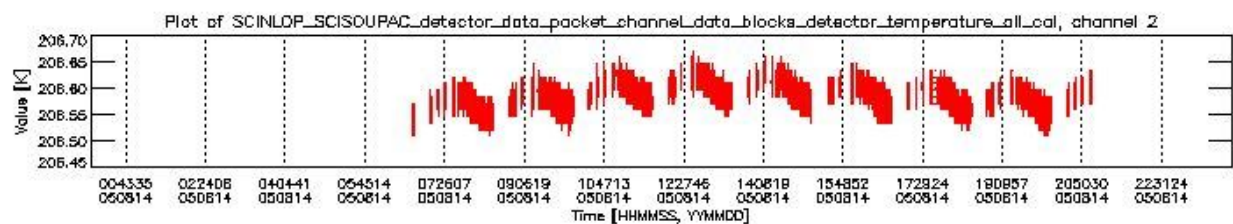
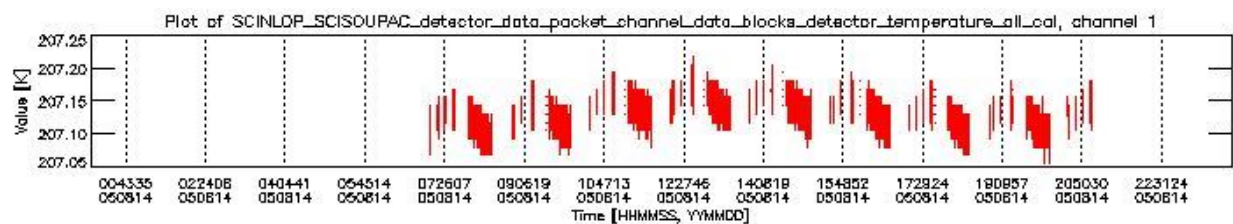
sciamachy_daily_report_level0_PFHS_5_34_N_20050814_1.PNG



sciamachy_daily_report_level0_PFHS_5_34_N_20050814_2.PNG



sciamachy_daily_report_level0_PFHS_5_34_N_20050814_3.PNG



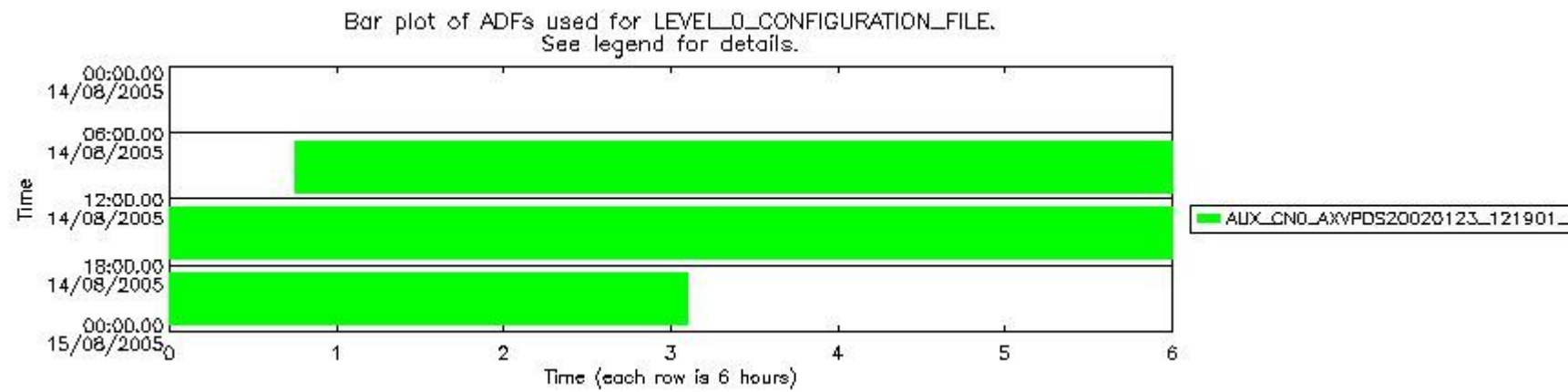
0.3 ADF monitoring

This section shows the (variation in) ADFs used for each of the products. It consists of:

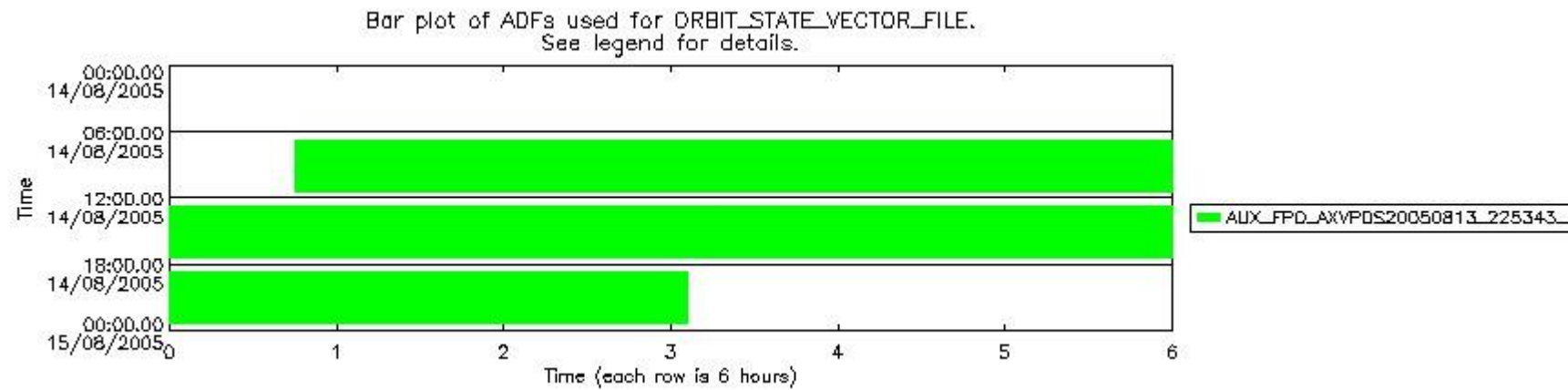
- A table showing which ADFs were used for processing (red values indicate that multiple ADFs of the same type were used)
- Various time line plots, one for each ADF, which show when which ADF was used.

If multiple ADFs of a single type were used, these are marked **red** in the table.

Number	ADF
	CNO (LEVEL_0_CONFIGURATION_FILE)
0	AUX_CNO_AXVPDS20020123_121901_20020101_000000_20200101_000000
	FPO (ORBIT_STATE_VECTOR_FILE)
1	AUX_FPO_AXVPDS20050813_225343_20050813_194143_20050823_210756



sciamachy_daily_report_level0_PFHS_5_34_N_20050814_5.PNG



sciamachy_daily_report_level0_PFHS_5_34_N_20050814_6.PNG

