

# 0. SCIAMACHY Daily Report for level 0 products

## [0.1 General Info](#)

### [0.2 Product Quality Indicators](#)

### [0.3 ADF monitoring](#)

## 0.1 General Info

This report contains a daily analysis on parameters extracted from SCIAMACHY level 0 data (The SCI\_NL\_\_0P product).

### 0.1.1 Report summary

The table below shows general characteristics of the data that are included into this report.

Item	Value
Report version	vdraft_20050403
Time of report generation	16AUG2005 05:57:15
Data source version	PFHS/5.34-N
Processing scope for products	12AUG2005 00:00:00 to 13AUG2005 00:00:00
Start time of first product within scope	11AUG2005 23:52:58
Stop time of last product within scope	12AUG2005 20:29:23
Total number of level 0 products	13
Number of level 0 products with errors	13

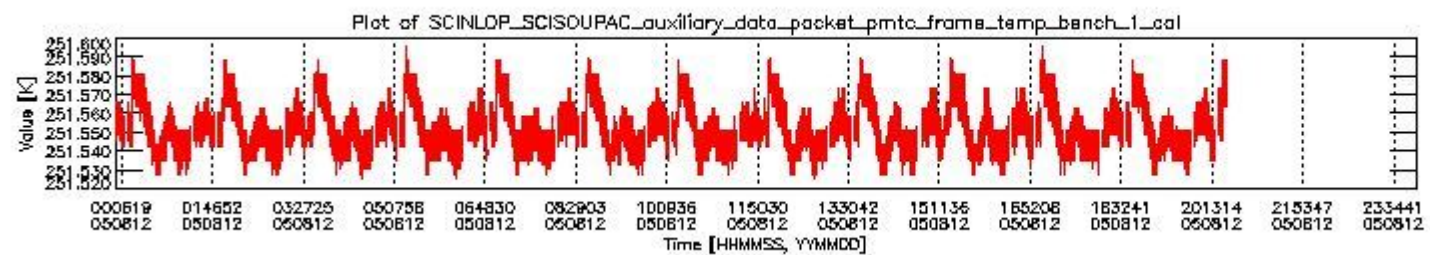
### 0.1.2 Summary per product

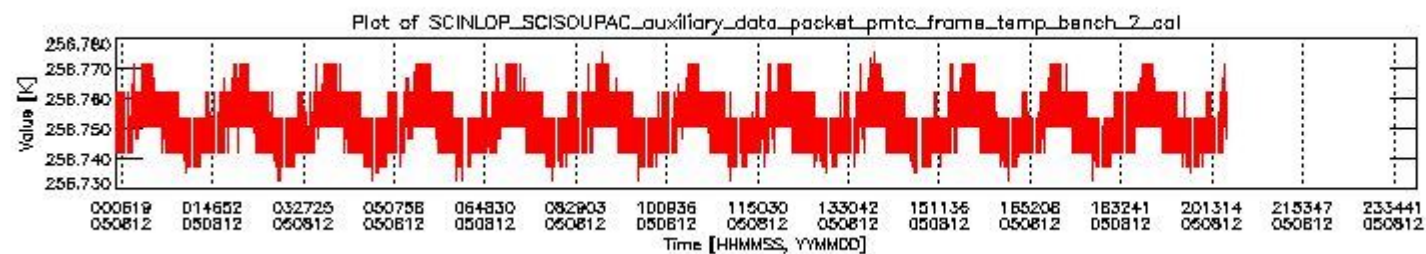
The following table shows a summary for each product used in this report.

#	Product name	Start time	Stop time	Prod err	ISP err sign	ISP miss sign	ISP disc sign	rs sign
0	SCI_NL__0PNPDE20050811_235258_000060362039_00445_18034_0174.N1	11AUG2005 23:52:58	12AUG2005 01:33:34	1	0	1	0	0
1	SCI_NL__0PNPDE20050812_013206_000044622039_00446_18035_0175.N1	12AUG2005 01:32:06	12AUG2005 02:46:29	1	0	1	0	0
2	SCI_NL__0PNPDE20050812_024520_000061602039_00447_18036_0176.N1	12AUG2005 02:45:20	12AUG2005 04:28:01	1	0	1	0	0
3	SCI_NL__0PNPDE20050812_042801_000059802039_00448_18037_0177.N1	12AUG2005 04:28:01	12AUG2005 06:07:41	1	0	1	0	0
4	SCI_NL__0PNPDK20050812_060741_000041012039_00449_18038_0203.N1	12AUG2005 06:07:41	12AUG2005 07:16:03	1	0	1	0	0
5	SCI_NL__0PNPDK20050812_071603_000061042039_00450_18039_0204.N1	12AUG2005 07:16:03	12AUG2005 08:57:48	1	0	1	0	0
6	SCI_NL__0PNPDK20050812_085748_000059672039_00451_18040_0205.N1	12AUG2005 08:57:48	12AUG2005 10:37:15	1	0	1	0	0
7	SCI_NL__0PNPDK20050812_103607_000060482039_00452_18041_0206.N1	12AUG2005 10:36:07	12AUG2005 12:16:56	1	0	1	0	0
8	SCI_NL__0PNPDK20050812_121656_000058992039_00453_18042_0207.N1	12AUG2005 12:16:56	12AUG2005 13:55:15	1	0	1	0	0
9	SCI_NL__0PNPDK20050812_135515_000059242039_00454_18043_0208.N1	12AUG2005 13:55:15	12AUG2005 15:33:59	1	0	1	0	0
10	SCI_NL__0PNPDK20050812_153251_000058922039_00455_18044_0209.N1	12AUG2005 15:32:51	12AUG2005 17:11:04	1	0	1	0	0
11	SCI_NL__0PNPDK20050812_170859_000060182039_00456_18045_0210.N1	12AUG2005 17:08:59	12AUG2005 18:49:17	1	0	1	0	0
12	SCI_NL__0PNPDK20050812_184713_000061292039_00457_18046_0211.N1	12AUG2005 18:47:13	12AUG2005 20:29:23	1	0	1	0	0

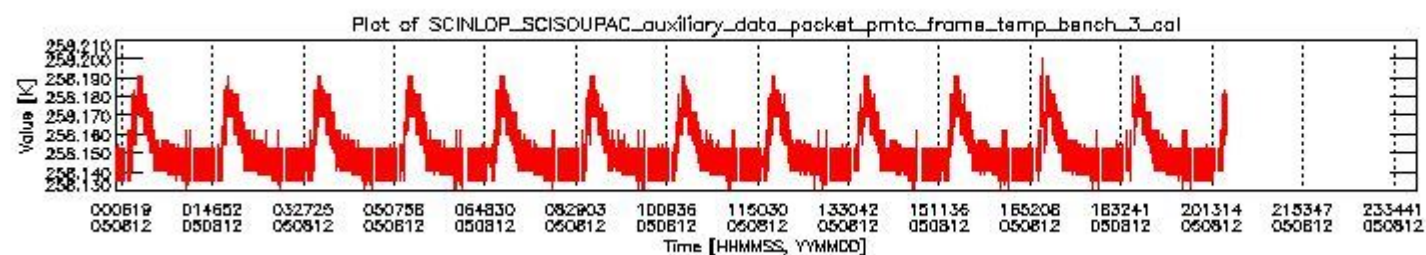
## 0.2 Product Quality Indicators

This section shows information about product quality, currently temperatures.

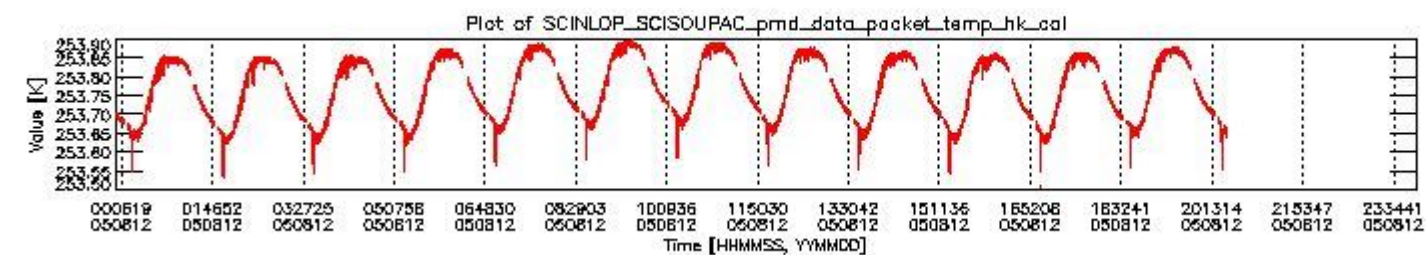




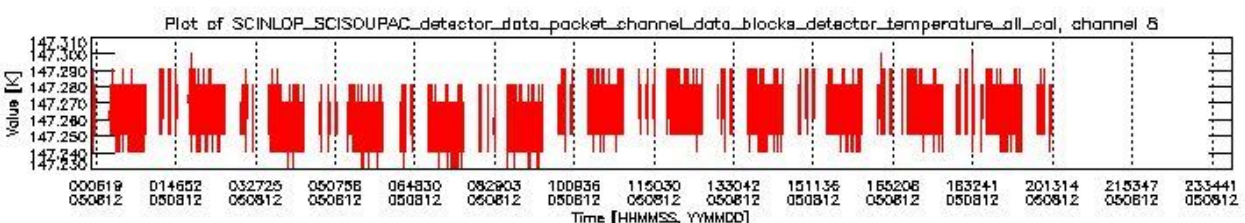
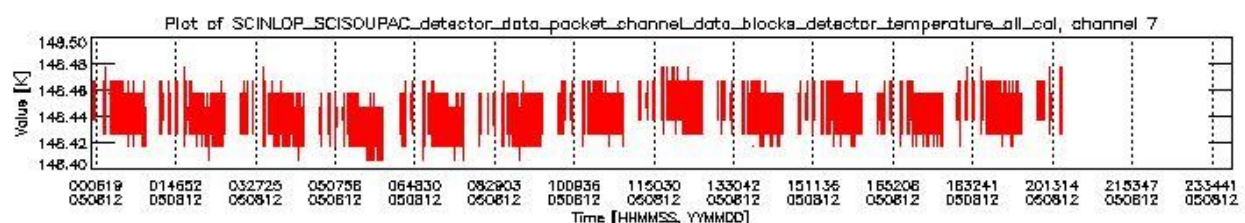
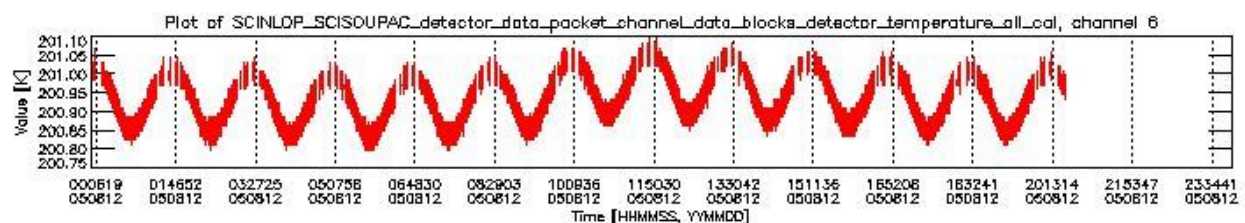
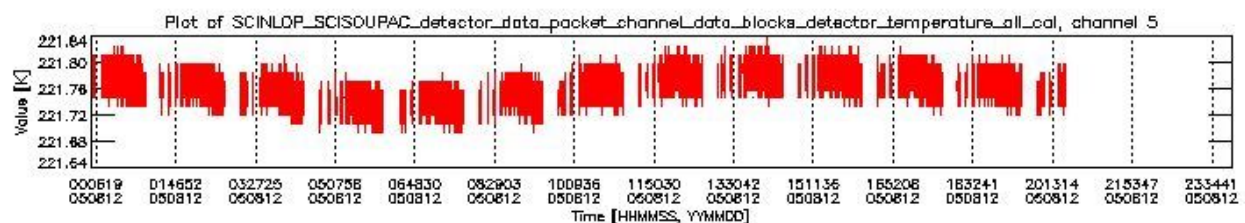
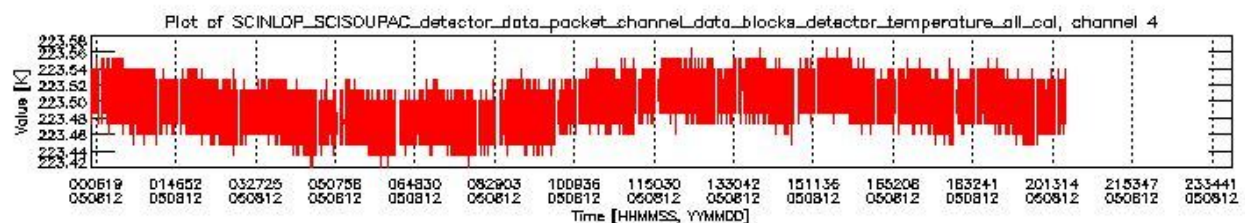
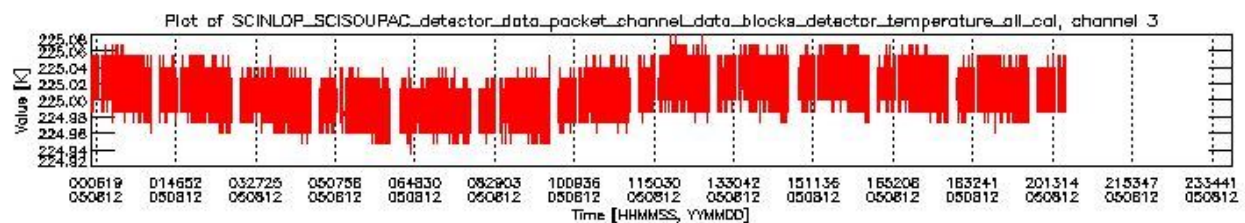
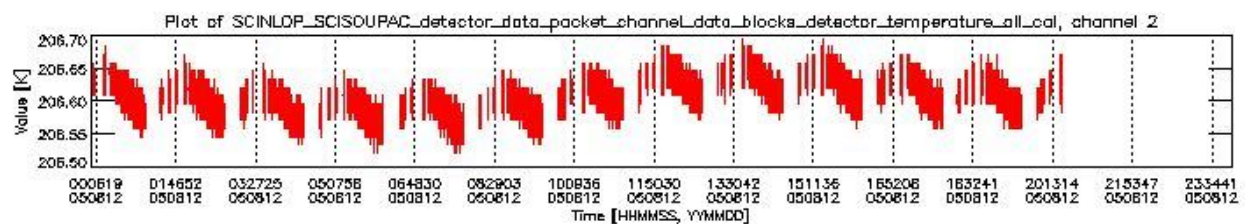
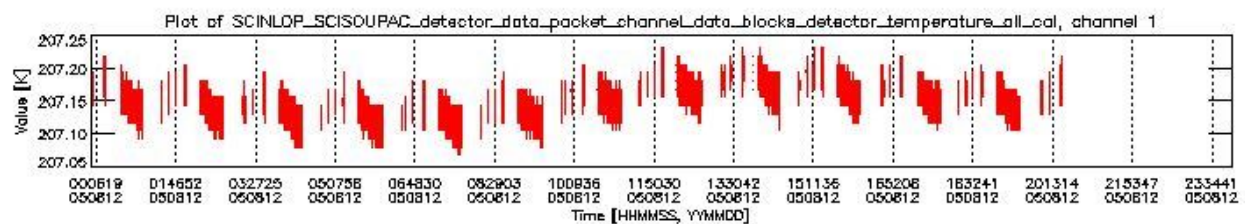
sciamachy\_daily\_report\_level0\_PFHS\_5\_34\_N\_20050812\_1.PNG



sciamachy\_daily\_report\_level0\_PFHS\_5\_34\_N\_20050812\_2.PNG



sciamachy\_daily\_report\_level0\_PFHS\_5\_34\_N\_20050812\_3.PNG



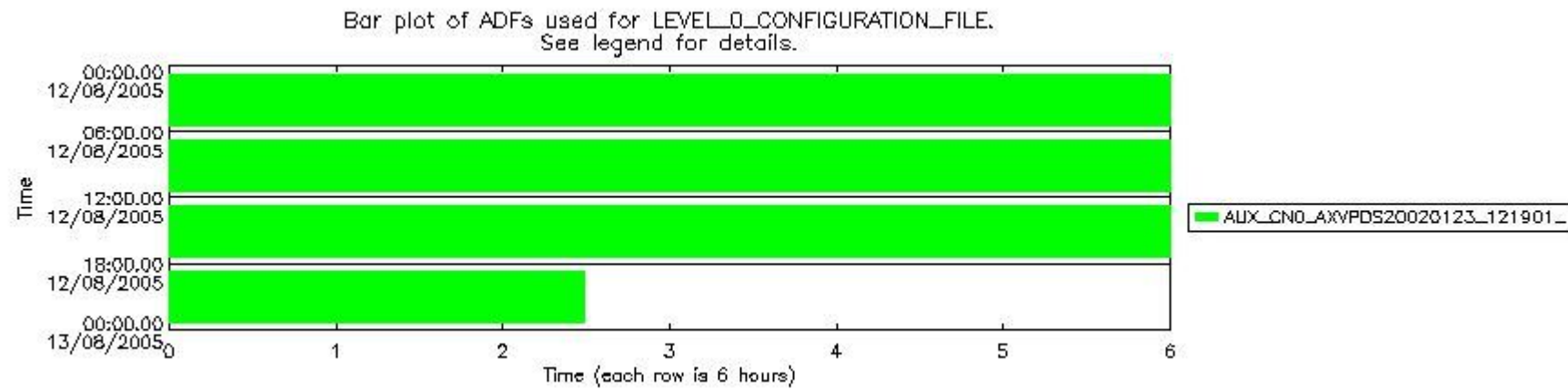
### 0.3 ADF monitoring

This section shows the (variation in) ADFs used for each of the products. It consists of:

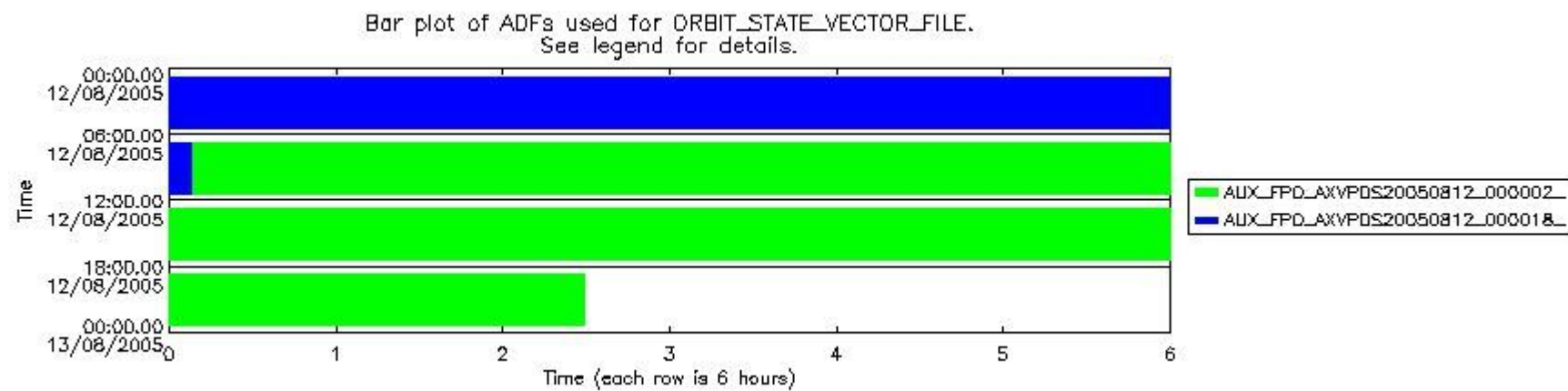
- A table showing which ADFs were used for processing (red values indicate that multiple ADFs of the same type were used)
- Various time line plots, one for each ADF, which show when which ADF was used.

If multiple ADFs of a single type were used, these are marked **red** in the table.

Number	ADF
	<b>CNO (LEVEL_0_CONFIGURATION_FILE)</b>
0	AUX_CNO_AXVPDS20020123_121901_20020101_000000_20200101_000000
	<b>FPO (ORBIT_STATE_VECTOR_FILE)</b>
1	AUX_FPO_AXVPDS20050812_000002_20050811_190421_20050821_203035
2	AUX_FPO_AXVPDS20050812_000018_20050811_190421_20050821_203035



sciamachy\_daily\_report\_level0\_PFHS\_5\_34\_N\_20050812\_5.PNG



sciamachy\_daily\_report\_level0\_PFHS\_5\_34\_N\_20050812\_6.PNG

