

0. SCIAMACHY Daily Report for level 0 products

[0.1 General Info](#)

[0.2 Product Quality Indicators](#)

[0.3 ADF monitoring](#)

0.1 General Info

This report contains a daily analysis on parameters extracted from SCIAMACHY level 0 data (The SCI_NL__0P product).

0.1.1 Report summary

The table below shows general characteristics of the data that are included into this report.

Item	Value
Report version	vdraft_20050403
Time of report generation	15AUG2005 07:34:43
Data source version	PFHS/5.34-N
Processing scope for products	11AUG2005 00:00:00 to 12AUG2005 00:00:00
Start time of first product within scope	10AUG2005 22:44:37
Stop time of last product within scope	12AUG2005 01:33:34
Total number of level 0 products	17
Number of level 0 products with errors	17

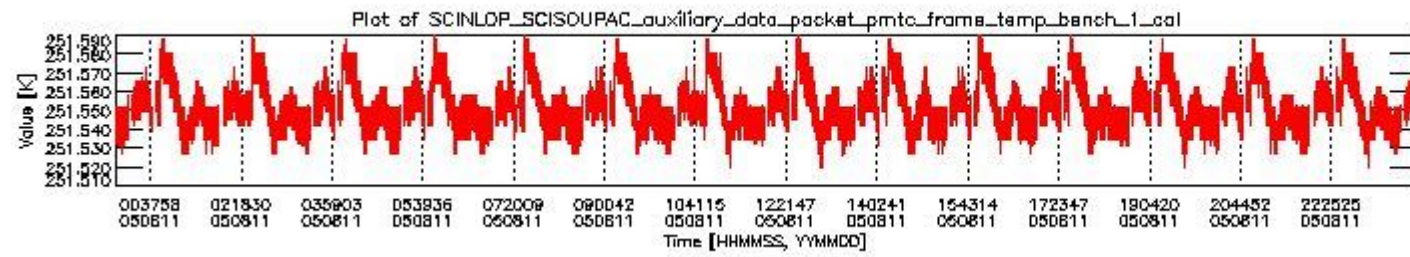
0.1.2 Summary per product

The following table shows a summary for each product used in this report.

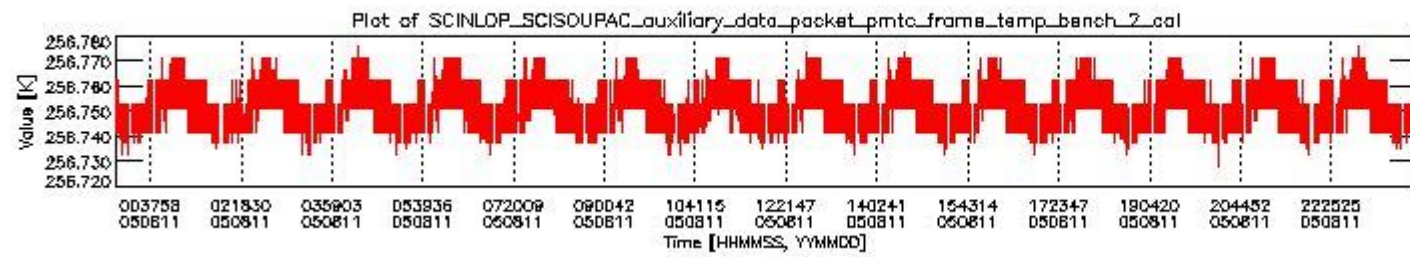
#	Product name	Start time	Stop time	Prod err	ISP err sign	ISP miss sign	ISP disc sign	rs sign
0	SCI_NL__0PNPDE20050810_224437_000060822039_00430_18019_0167.N1	10AUG2005 22:44:37	11AUG2005 00:26:00	1	0	1	0	0
1	SCI_NL__0PNPDE20050811_002513_000058602039_00431_18020_0168.N1	11AUG2005 00:25:13	11AUG2005 02:02:53	1	0	1	0	0
2	SCI_NL__0PNPDE20050811_020130_000045902039_00432_18021_0169.N1	11AUG2005 02:01:30	11AUG2005 03:18:01	1	0	1	0	0
3	SCI_NL__0PNPDE20050811_031652_000060922039_00433_18022_0170.N1	11AUG2005 03:16:52	11AUG2005 04:58:24	1	0	1	0	0
4	SCI_NL__0PNPDE20050811_045824_000060492039_00434_18023_0171.N1	11AUG2005 04:58:24	11AUG2005 06:39:13	1	0	1	0	0
5	SCI_NL__0PNPDK20050811_063913_000041012039_00435_18024_0194.N1	11AUG2005 06:39:13	11AUG2005 07:47:35	1	0	1	0	0
6	SCI_NL__0PNPDK20050811_074735_000061042039_00436_18025_0195.N1	11AUG2005 07:47:35	11AUG2005 09:29:19	1	0	1	0	0
7	SCI_NL__0PNPDK20050811_092811_000060362039_00437_18026_0196.N1	11AUG2005 09:28:11	11AUG2005 11:08:47	1	0	1	0	0
8	SCI_NL__0PNPDK20050811_110739_000059802039_00438_18027_0197.N1	11AUG2005 11:07:39	11AUG2005 12:47:19	1	0	1	0	0
9	SCI_NL__0PNPDK20050811_124719_000059672039_00439_18028_0198.N1	11AUG2005 12:47:19	11AUG2005 14:26:47	1	0	1	0	0
10	SCI_NL__0PNPDK20050811_142647_000058562039_00440_18029_0199.N1	11AUG2005 14:26:47	11AUG2005 16:04:23	1	0	1	0	0
11	SCI_NL__0PNPDK20050811_160218_000058362039_00441_18030_0200.N1	11AUG2005 16:02:18	11AUG2005 17:39:35	1	0	1	0	0
12	SCI_NL__0PNPDK20050811_173743_000060612039_00442_18031_0201.N1	11AUG2005 17:37:43	11AUG2005 19:18:45	1	0	1	0	0
13	SCI_NL__0PNPDK20050811_191653_000061292039_00443_18032_0202.N1	11AUG2005 19:16:53	11AUG2005 20:59:03	1	0	1	0	0
14	SCI_NL__0PNPDE20050811_205711_000045112039_00444_18033_0172.N1	11AUG2005 20:57:11	11AUG2005 22:12:22	1	0	1	0	0
15	SCI_NL__0PNPDE20050811_221054_000062012039_00444_18033_0173.N1	11AUG2005 22:10:54	11AUG2005 23:54:15	1	0	1	0	0
16	SCI_NL__0PNPDE20050811_235258_000060362039_00445_18034_0174.N1	11AUG2005 23:52:58	12AUG2005 01:33:34	1	0	1	0	0

0.2 Product Quality Indicators

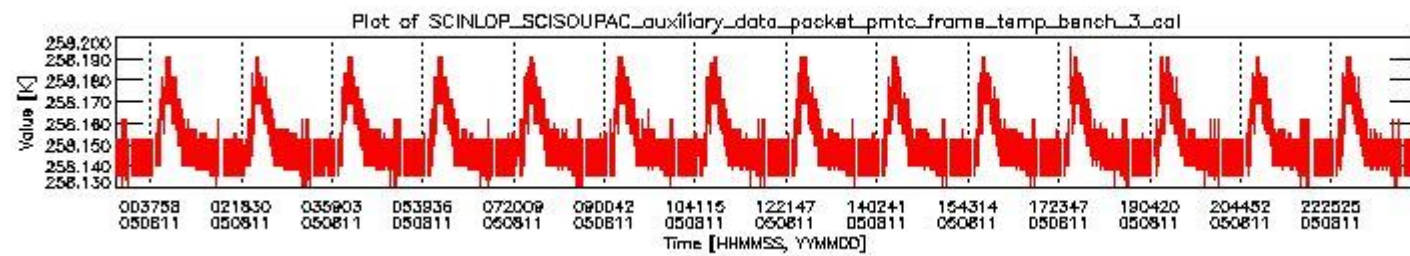
This section shows information about product quality, currently temperatures.



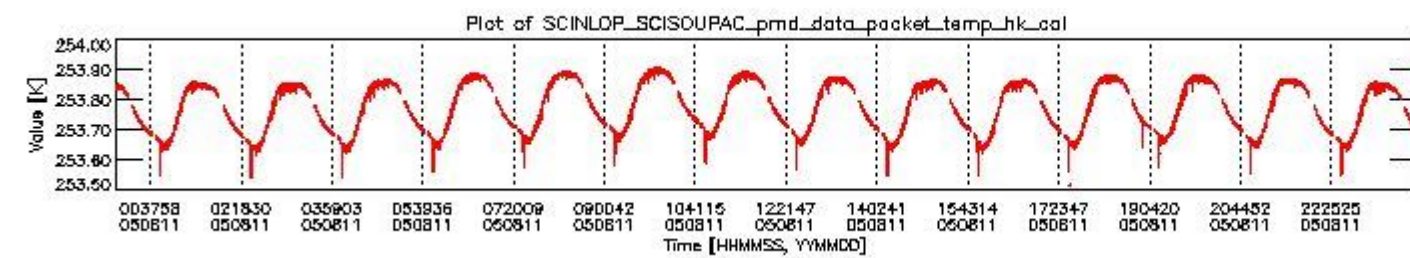
sciamachy_daily_report_level0_PFHS_5_34_N_20050811_0.PNG



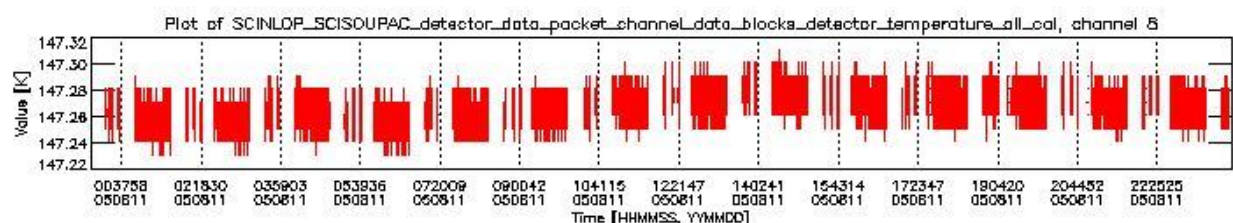
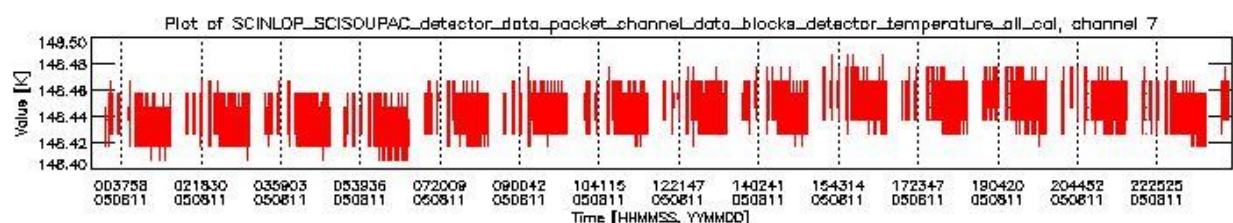
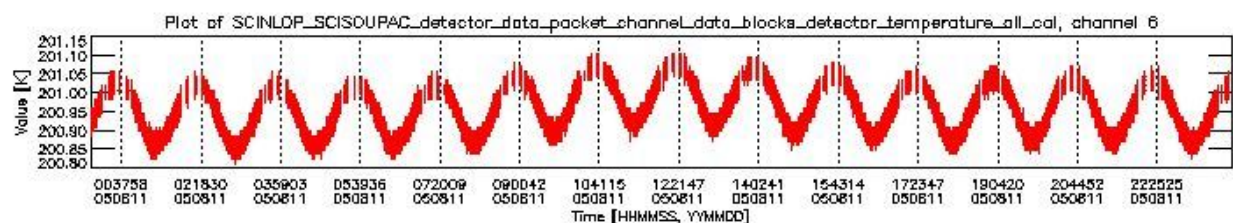
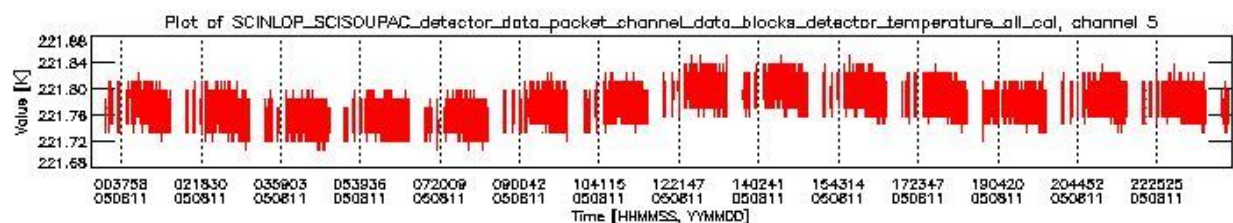
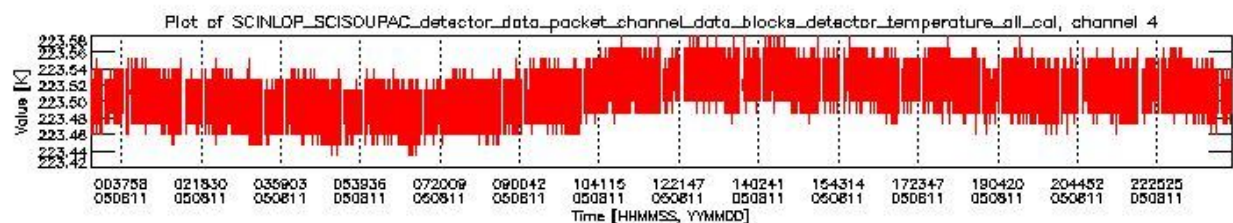
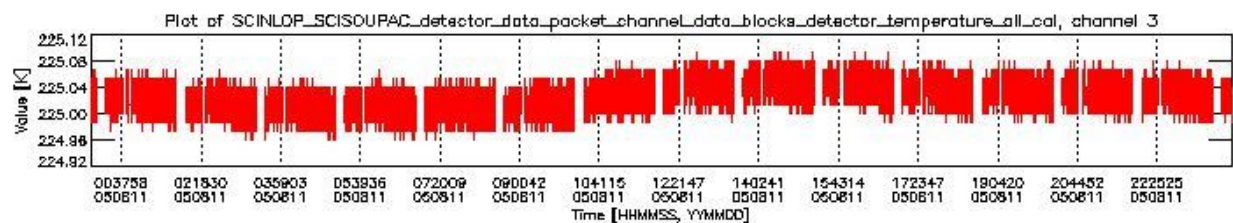
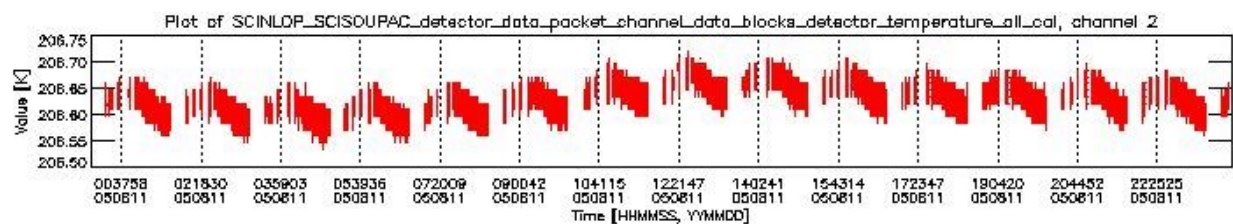
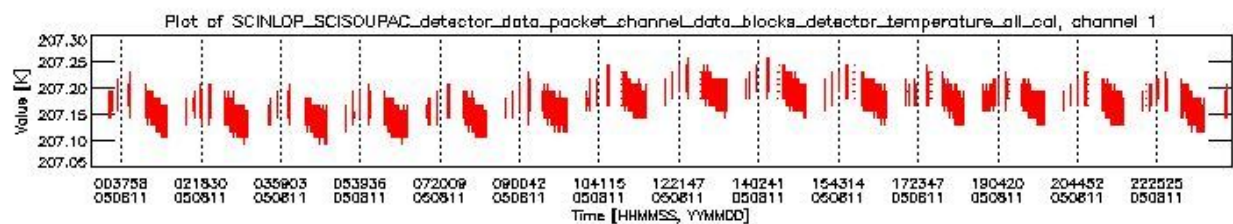
sciamachy_daily_report_level0_PFHS_5_34_N_20050811_1.PNG



sciamachy_daily_report_level0_PFHS_5_34_N_20050811_2.PNG



sciamachy_daily_report_level0_PFHS_5_34_N_20050811_3.PNG



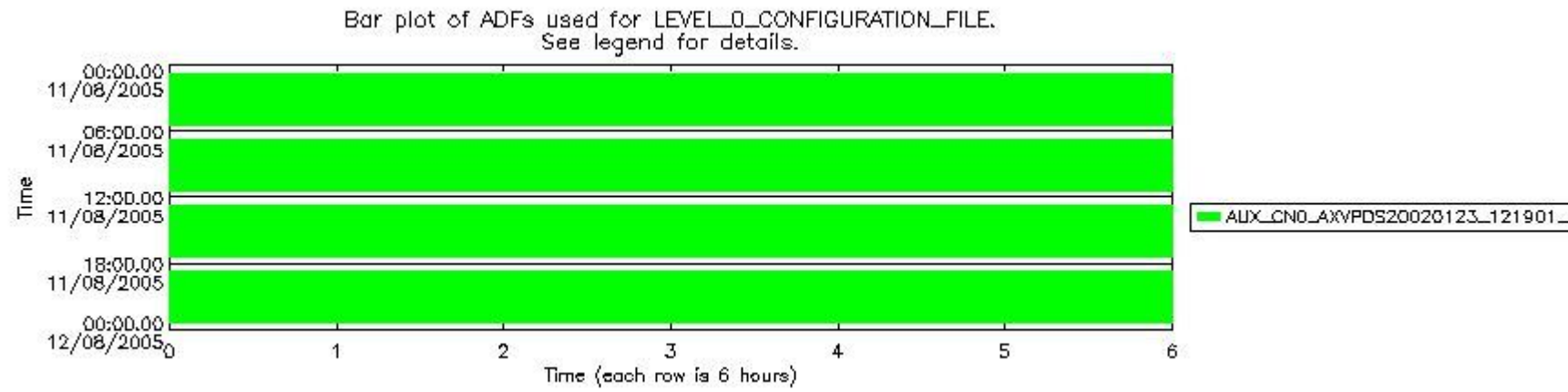
0.3 ADF monitoring

This section shows the (variation in) ADFs used for each of the products. It consists of:

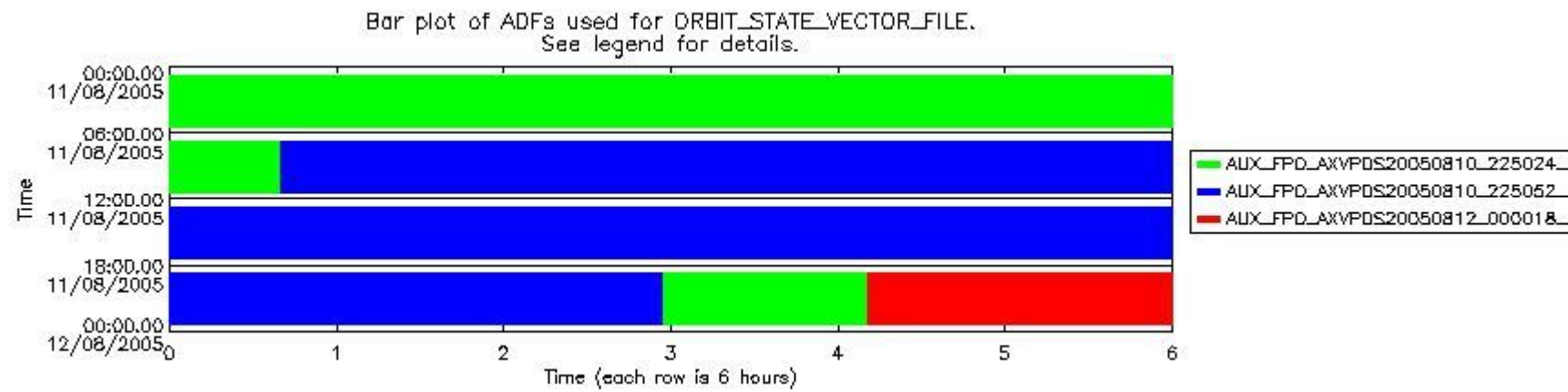
- A table showing which ADFs were used for processing (red values indicate that multiple ADFs of the same type were used)
- Various time line plots, one for each ADF, which show when which ADF was used.

If multiple ADFs of a single type were used, these are marked **red** in the table.

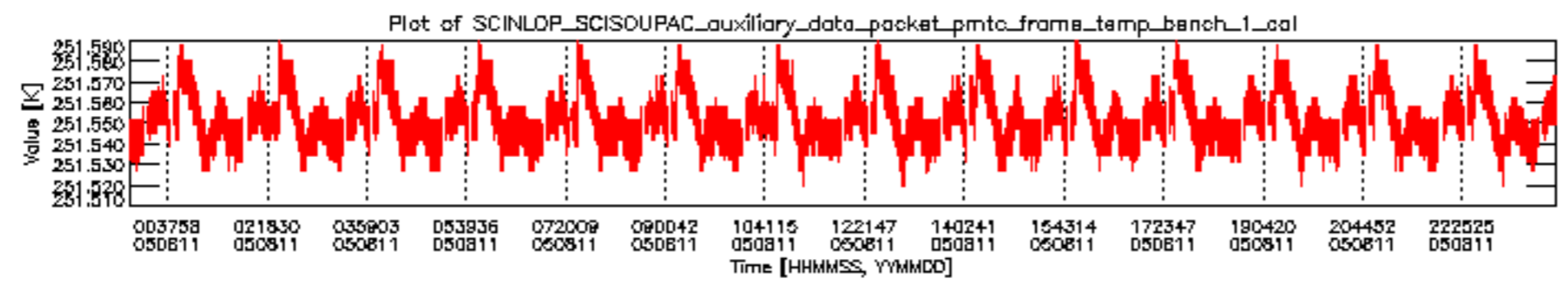
Number	ADF
	CNO (LEVEL_0_CONFIGURATION_FILE)
0	AUX_CNO_AXVPDS20020123_121901_20020101_000000_20200101_000000
	FPO (ORBIT_STATE_VECTOR_FILE)
1	AUX_FPO_AXVPDS20050810_225024_20050810_193558_20050820_210212
2	AUX_FPO_AXVPDS20050810_225052_20050810_193558_20050820_210212
3	AUX_FPO_AXVPDS20050812_000018_20050811_190421_20050821_203035

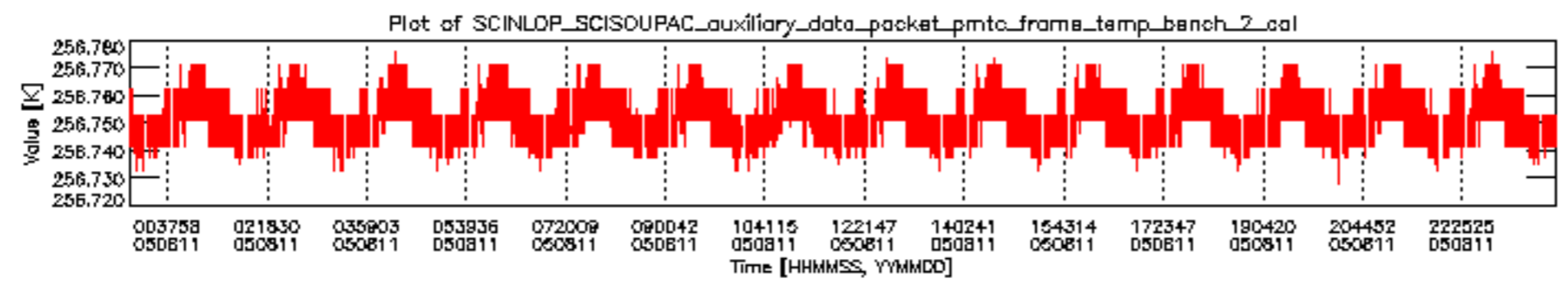


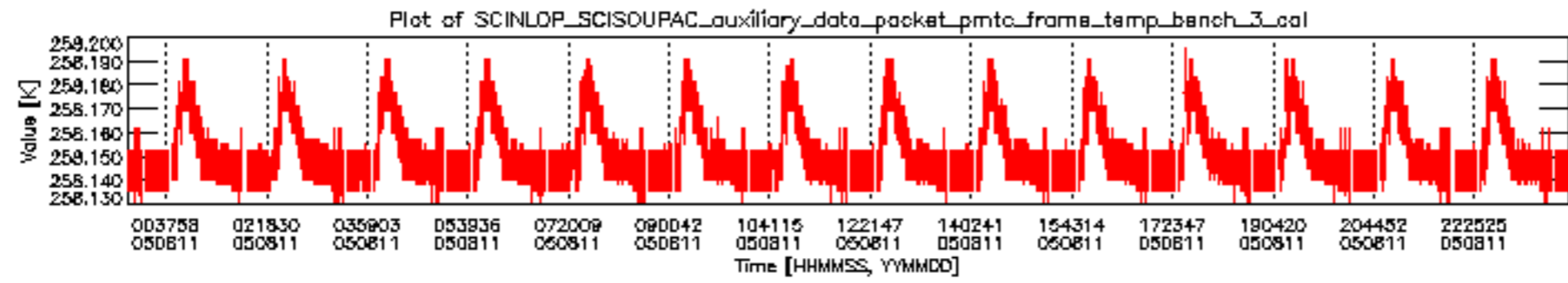
sciamachy_daily_report_level0_PFHS_5_34_N_20050811_5.PNG

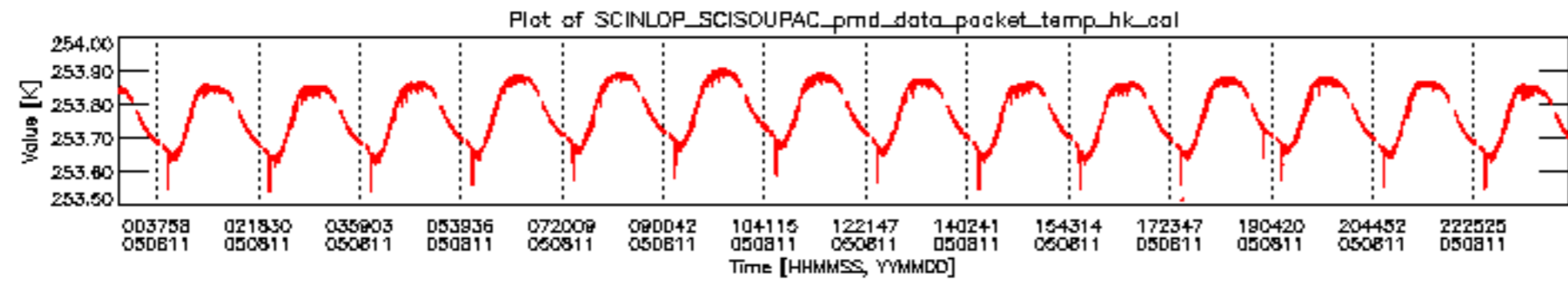


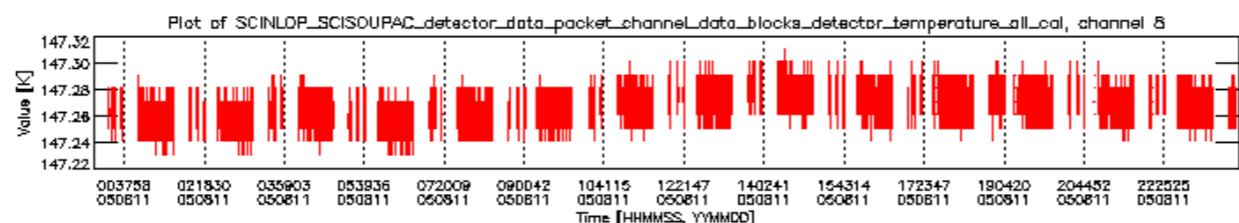
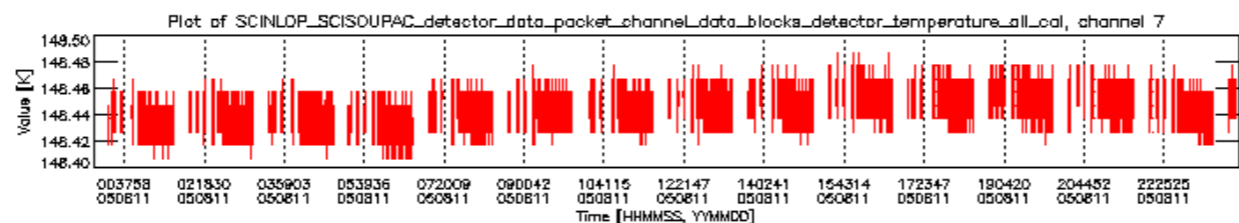
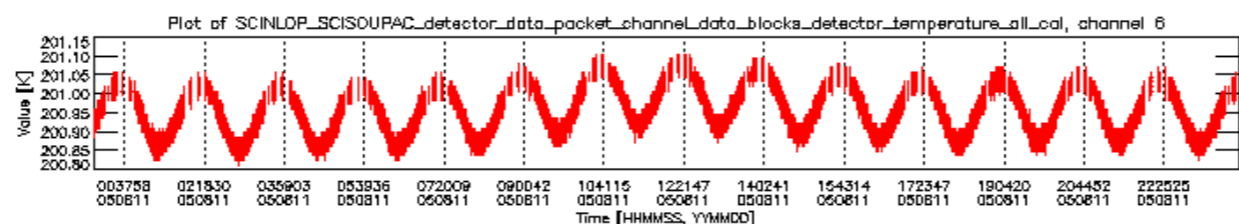
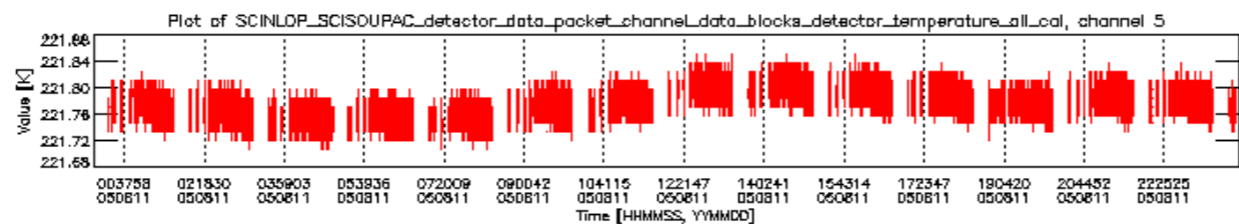
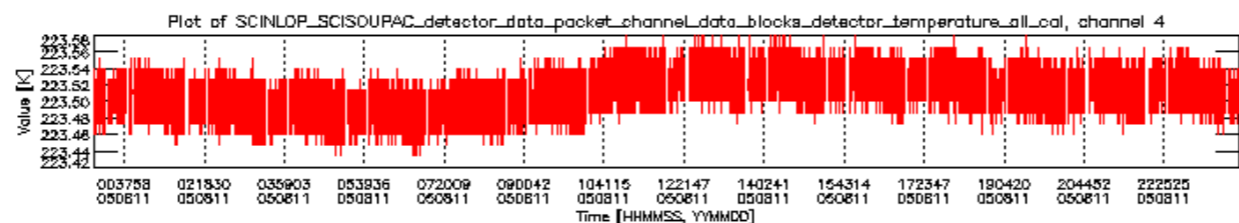
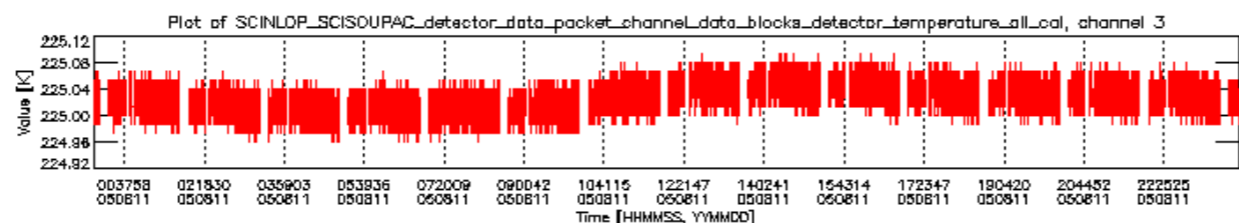
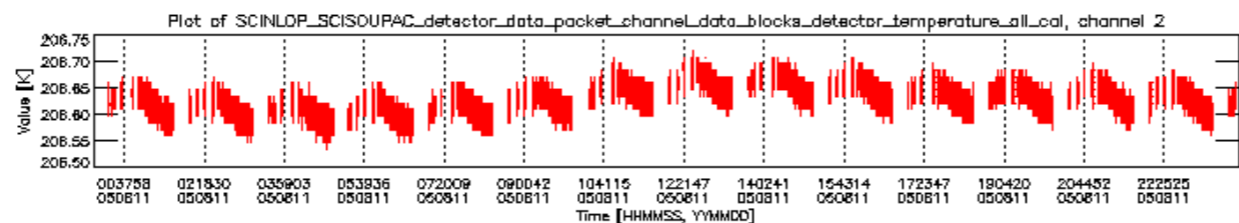
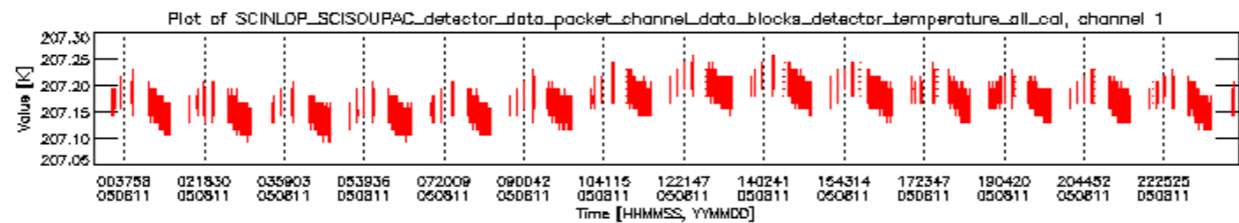
sciamachy_daily_report_level0_PFHS_5_34_N_20050811_6.PNG

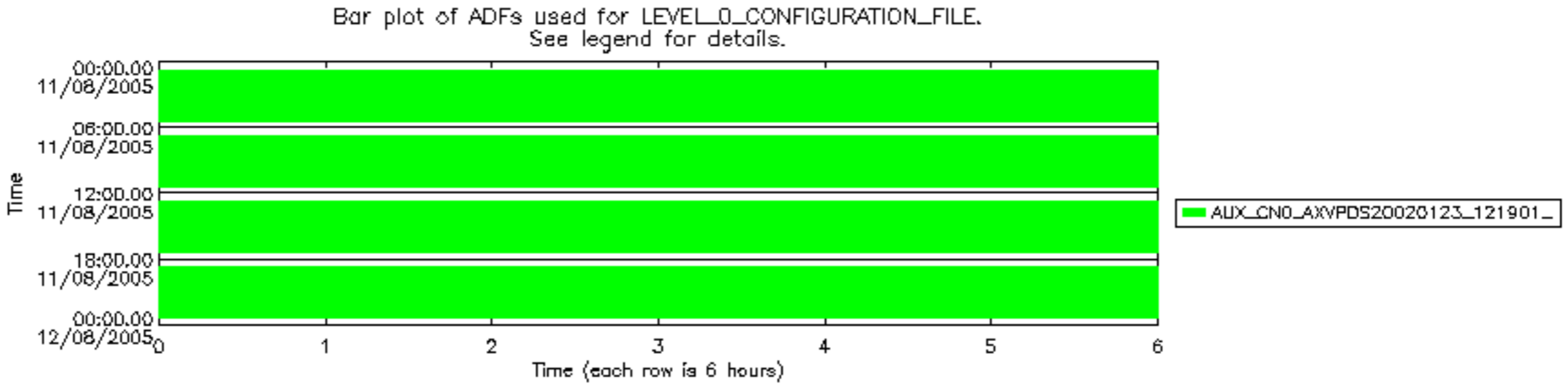












Bar plot of ADFs used for ORBIT_STATE_VECTOR_FILE.
See legend for details.

