

0. SCIAMACHY Daily Report for level 0 products

[0.1 General Info](#)

[0.2 Product Quality Indicators](#)

[0.3 ADF monitoring](#)

0.1 General Info

This report contains a daily analysis on parameters extracted from SCIAMACHY level 0 data (The SCI_NL__0P product).

0.1.1 Report summary

The table below shows general characteristics of the data that are included into this report.

Item	Value
Report version	vdraft_20050403
Time of report generation	06AUG2005 09:51:31
Data source version	PFHS/5.34-N
Processing scope for products	02AUG2005 00:00:00 to 03AUG2005 00:00:00
Start time of first product within scope	01AUG2005 22:28:47
Stop time of last product within scope	03AUG2005 01:16:15
Total number of level 0 products	16
Number of level 0 products with errors	16

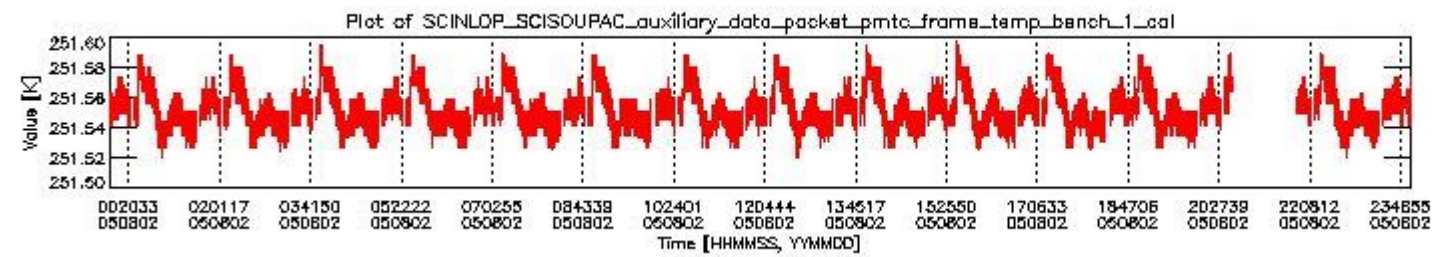
0.1.2 Summary per product

The following table shows a summary for each product used in this report.

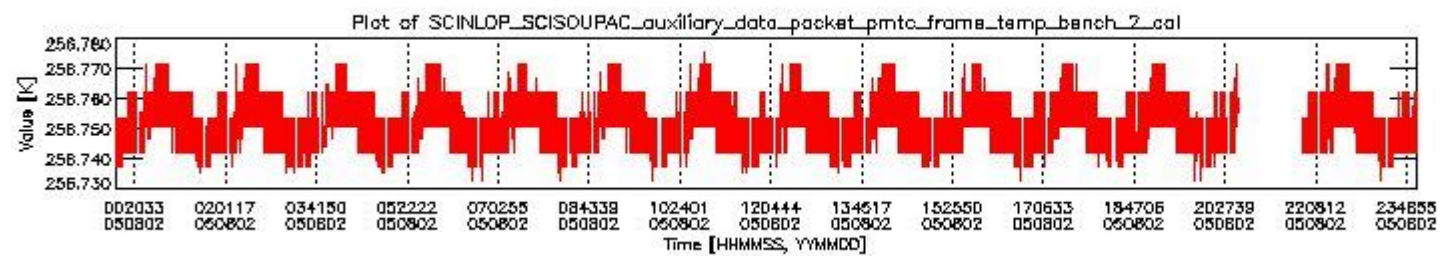
#	Product name	Start time	Stop time	Prod err	ISP err sign	ISP miss sign	ISP disc sign	rs sign
0	SCI_NL__0PNPDE20050801_222847_000059842039_00301_17890_0102.N1	01AUG2005 22:28:47	02AUG2005 00:08:32	1	0	1	0	0
1	SCI_NL__0PNPDE20050802_000832_000059112039_00302_17891_0103.N1	02AUG2005 00:08:32	02AUG2005 01:47:04	1	0	1	0	0
2	SCI_NL__0PNPDE20050802_014536_000045252039_00303_17892_0104.N1	02AUG2005 01:45:36	02AUG2005 03:01:01	1	0	1	0	0
3	SCI_NL__0PNPDE20050802_030101_000060922039_00304_17893_0105.N1	02AUG2005 03:01:01	02AUG2005 04:42:33	1	0	1	0	0
4	SCI_NL__0PNPDE20050802_044233_000060492039_00305_17894_0106.N1	02AUG2005 04:42:33	02AUG2005 06:23:22	1	0	1	0	0
5	SCI_NL__0PNPDK20050802_062322_000040322039_00306_17895_0111.N1	02AUG2005 06:23:22	02AUG2005 07:30:35	1	0	1	0	0
6	SCI_NL__0PNPDK20050802_073035_000061042039_00307_17896_0112.N1	02AUG2005 07:30:35	02AUG2005 09:12:19	1	0	1	0	0
7	SCI_NL__0PNPDK20050802_091219_000059672039_00308_17897_0113.N1	02AUG2005 09:12:19	02AUG2005 10:51:47	1	0	1	0	0
8	SCI_NL__0PNPDK20050802_105051_000060362039_00309_17898_0114.N1	02AUG2005 10:50:51	02AUG2005 12:31:27	1	0	1	0	0
9	SCI_NL__0PNPDK20050802_123127_000059112039_00310_17899_0115.N1	02AUG2005 12:31:27	02AUG2005 14:09:59	1	0	1	0	0
10	SCI_NL__0PNPDK20050802_140959_000058552039_00311_17900_0121.N1	02AUG2005 14:09:59	02AUG2005 15:47:35	1	0	1	0	0
11	SCI_NL__0PNPDK20050802_154735_000058232039_00312_17901_0117.N1	02AUG2005 15:47:35	02AUG2005 17:24:38	1	0	1	0	0
12	SCI_NL__0PNPDK20050802_172234_000060742039_00313_17902_0118.N1	02AUG2005 17:22:34	02AUG2005 19:03:48	1	0	1	0	0
13	SCI_NL__0PNPDK20050802_190144_000059622039_00314_17903_0119.N1	02AUG2005 19:01:44	02AUG2005 20:41:06	1	0	1	0	0
14	SCI_NL__0PNPDE20050802_215419_000061602039_00315_17904_0108.N1	02AUG2005 21:54:19	02AUG2005 23:36:59	1	0	1	0	0
15	SCI_NL__0PNPDE20050802_233626_000059892039_00316_17905_0109.N1	02AUG2005 23:36:26	03AUG2005 01:16:15	1	0	1	0	0

0.2 Product Quality Indicators

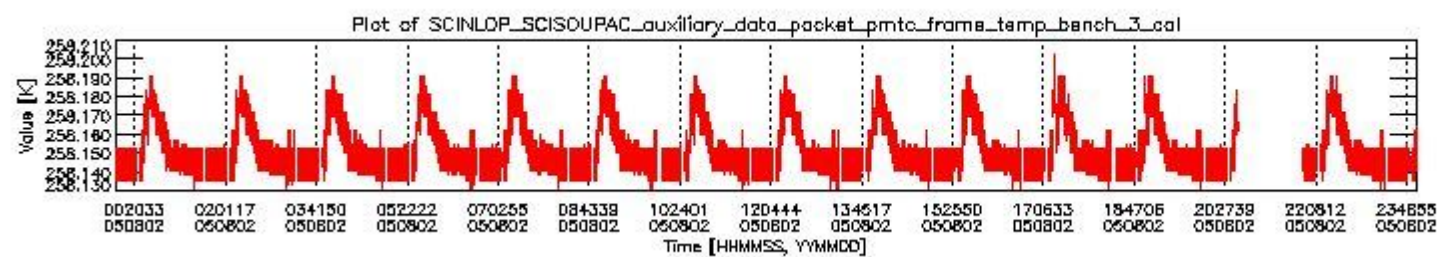
This section shows information about product quality, currently temperatures.



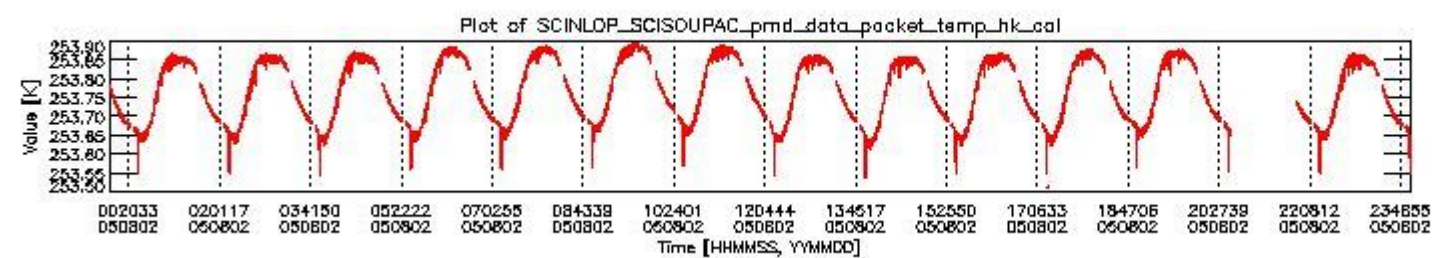
sciamachy_daily_report_level0_PFHS_5_34_N_20050802_0.PNG



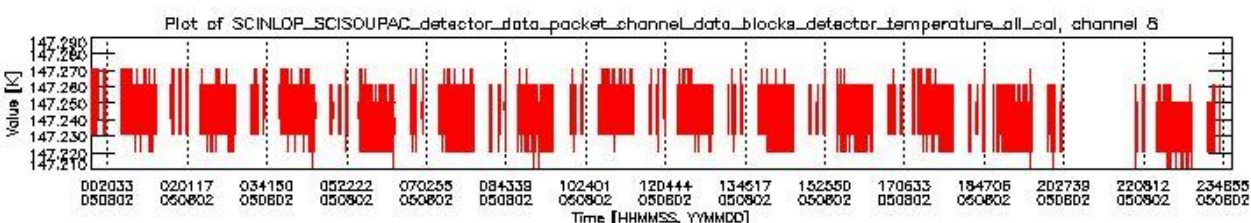
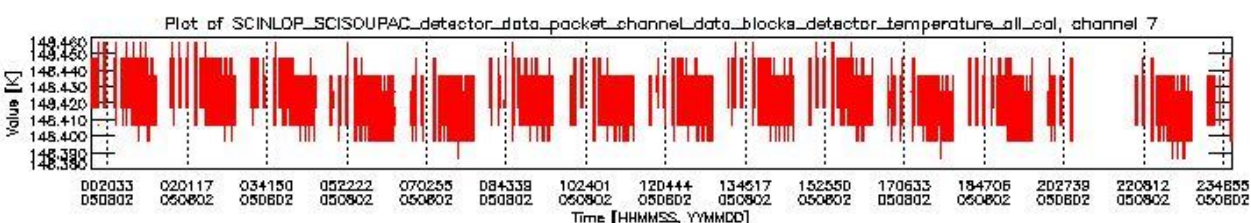
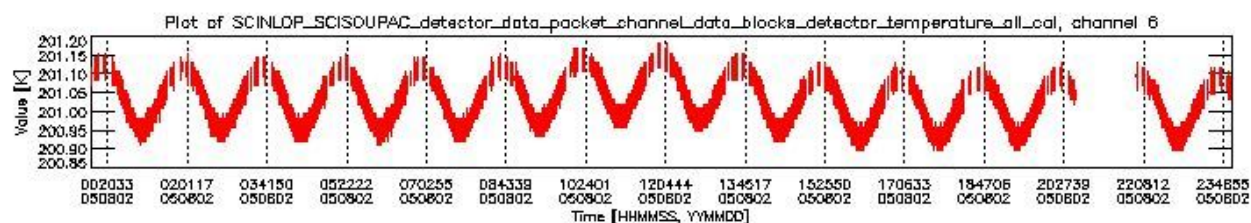
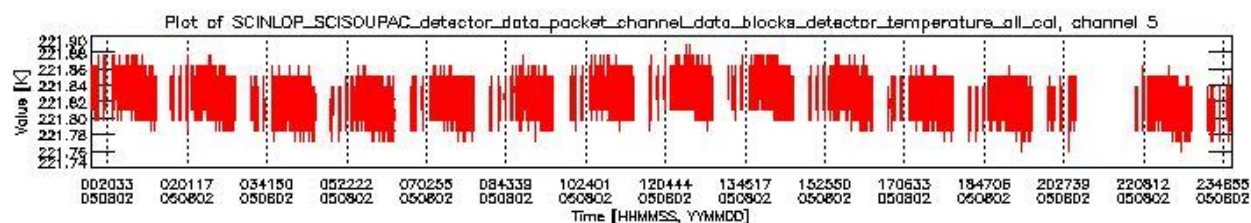
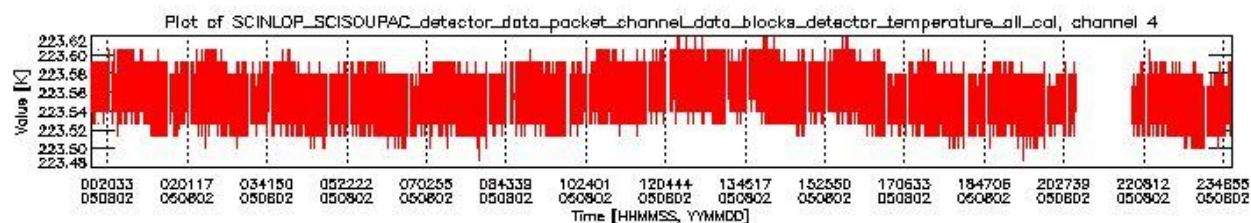
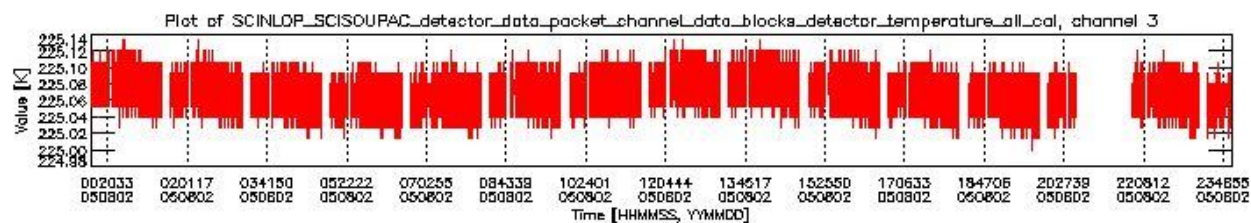
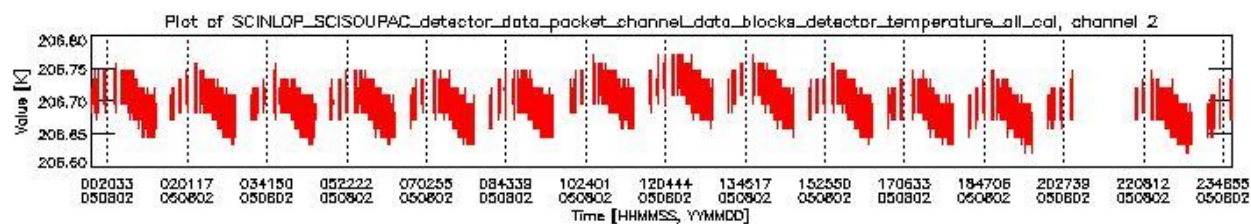
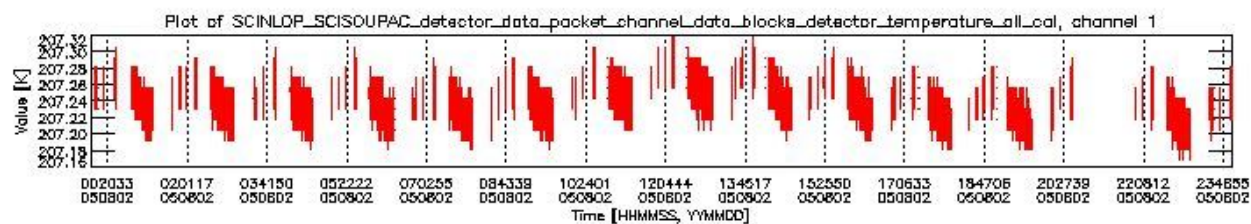
sciamachy_daily_report_level0_PFHS_5_34_N_20050802_1.PNG



sciamachy_daily_report_level0_PFHS_5_34_N_20050802_2.PNG



sciamachy_daily_report_level0_PFHS_5_34_N_20050802_3.PNG



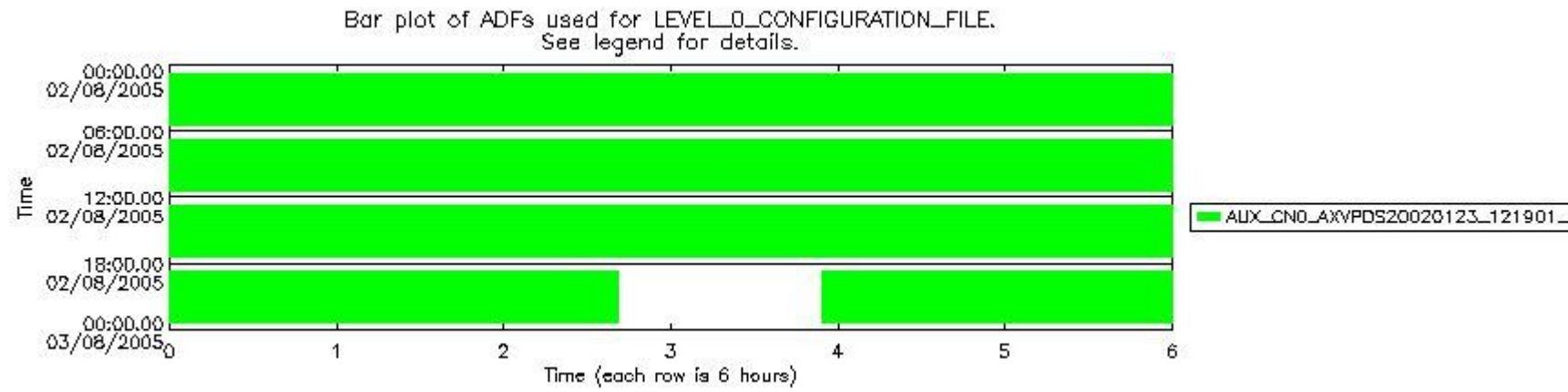
0.3 ADF monitoring

This section shows the (variation in) ADFs used for each of the products. It consists of:

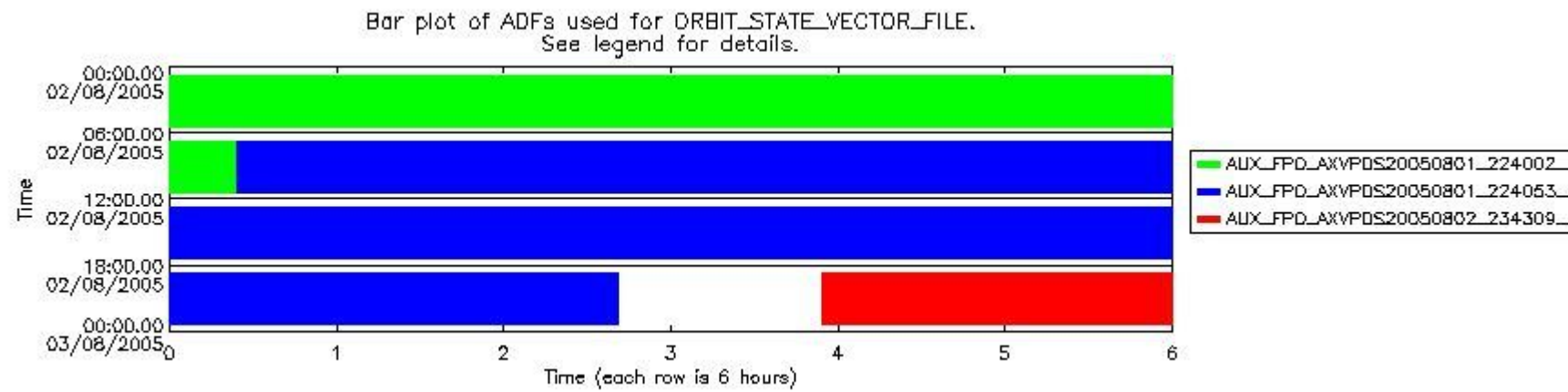
- A table showing which ADFs were used for processing (red values indicate that multiple ADFs of the same type were used)
- Various time line plots, one for each ADF, which show when which ADF was used.

If multiple ADFs of a single type were used, these are marked **red** in the table.

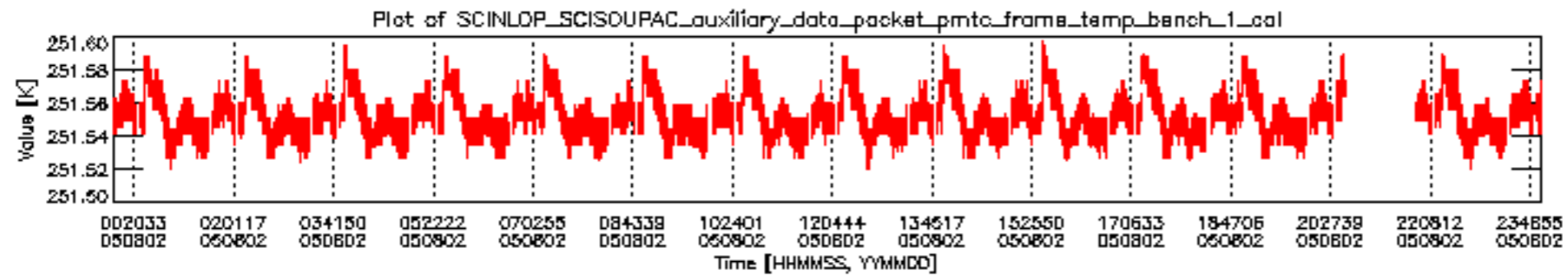
Number	ADF
	CNO (LEVEL_0_CONFIGURATION_FILE)
0	AUX_CNO_AXVPDS20020123_121901_20020101_000000_20200101_000000
	FPO (ORBIT_STATE_VECTOR_FILE)
1	AUX_FPO_AXVPDS20050801_224002_20050801_191845_20050811_204456
2	AUX_FPO_AXVPDS20050801_224053_20050801_191845_20050811_204456
3	AUX_FPO_AXVPDS20050802_234309_20050802_184708_20050812_201319

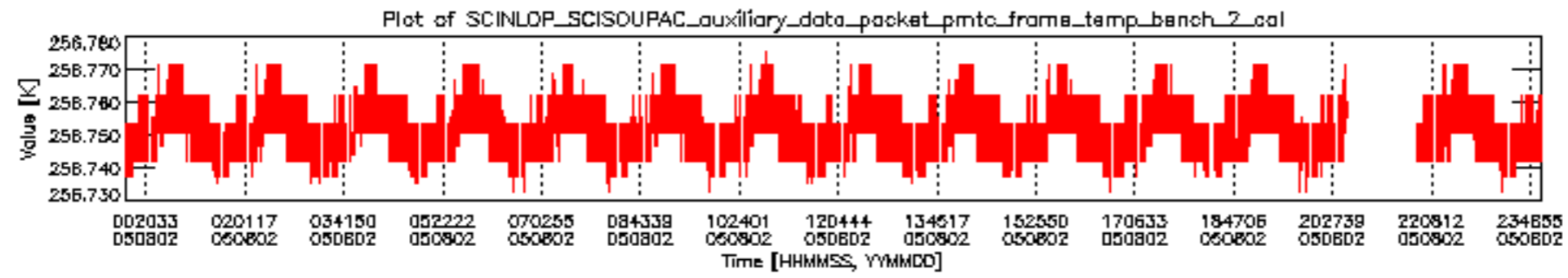


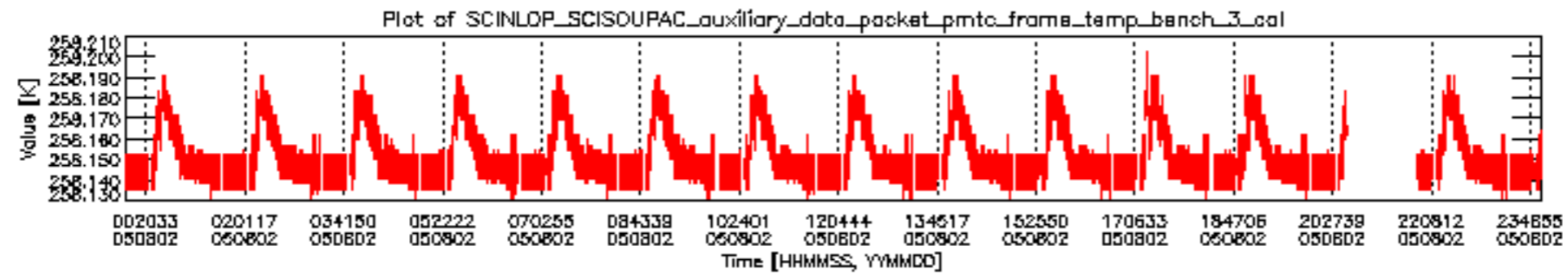
sciamachy_daily_report_level0_PFHS_5_34_N_20050802_5.PNG

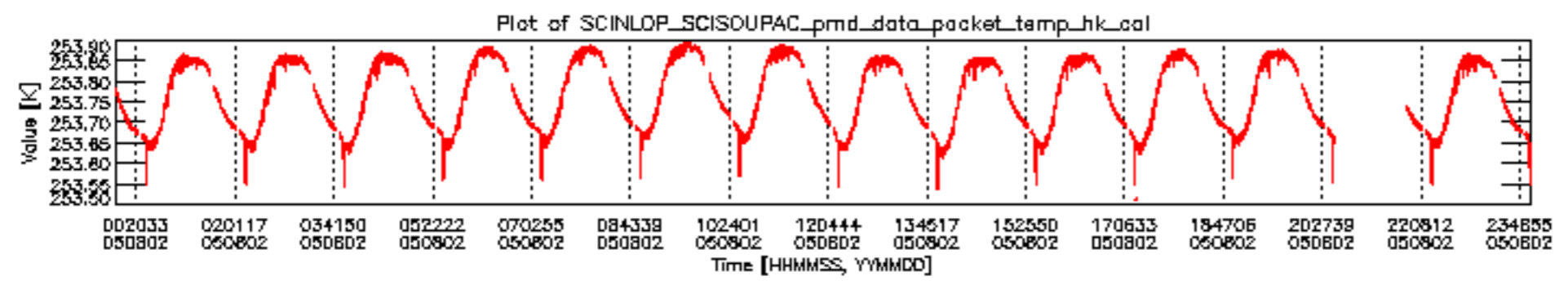


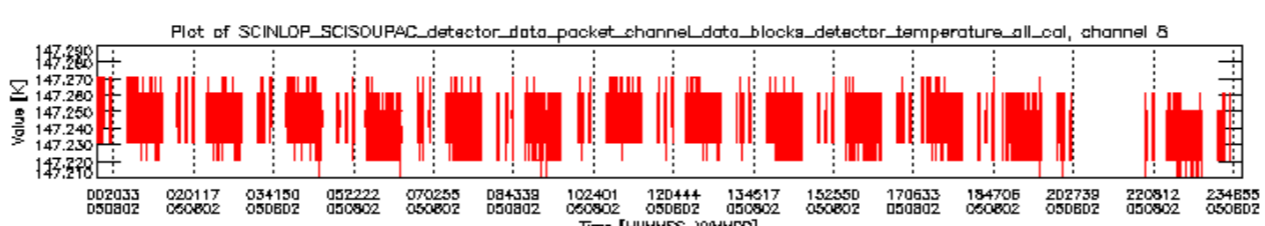
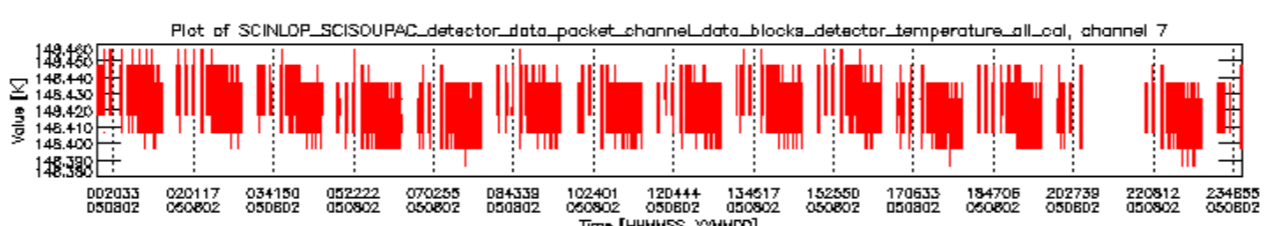
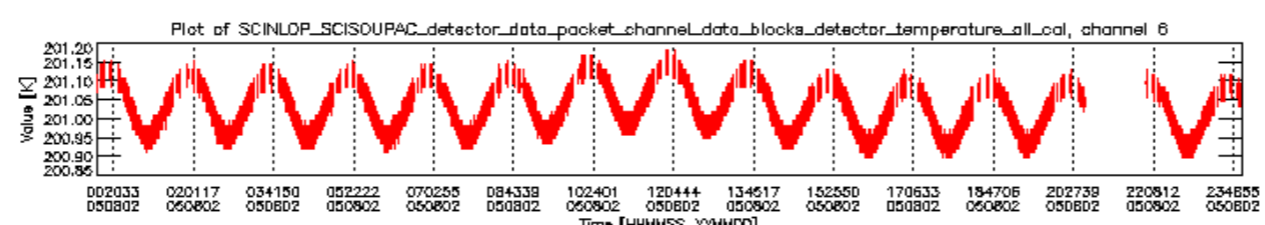
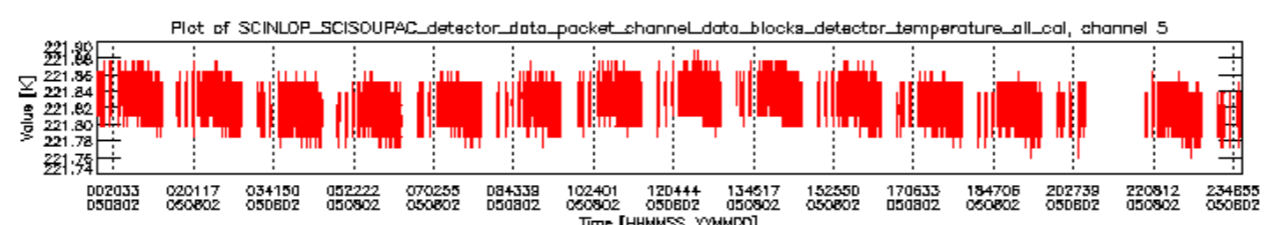
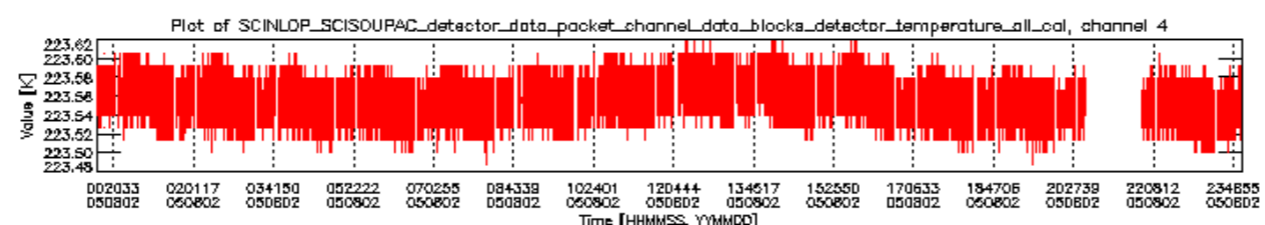
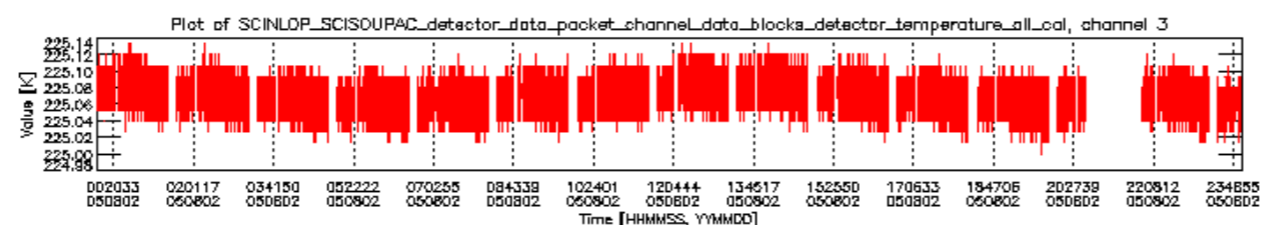
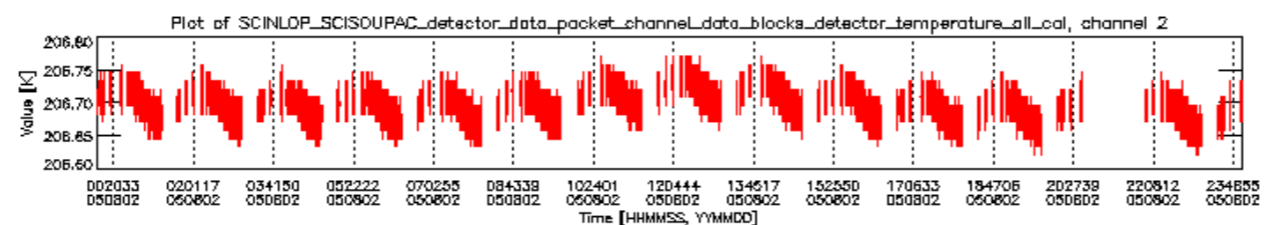
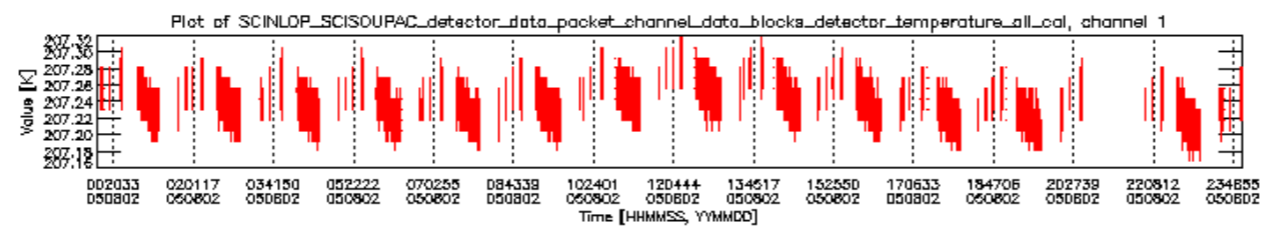
sciamachy_daily_report_level0_PFHS_5_34_N_20050802_6.PNG

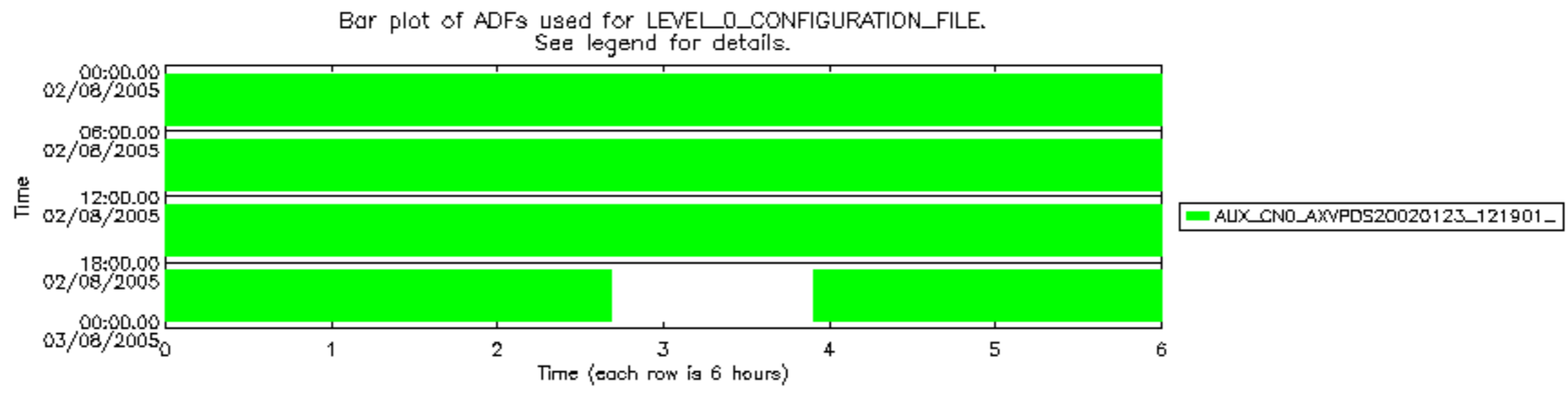












Bar plot of ADFs used for ORBIT_STATE_VECTOR_FILE.
See legend for details.

